

Hillsborough County, Florida

**Schedules and Audit Reports as
Required by the Uniform Guidance;
Chapter 10.550, Rules of the Auditor
General; and Florida Statutes**

Fiscal Year Ended September 30, 2020

**Prepared by: County Finance Department
Cindy Stuart, Clerk of Circuit Court**



Hillsborough
County Florida

HILLSBOROUGH COUNTY, FLORIDA
Schedules and Audit Reports as Required by the Uniform Guidance; and Chapter
10.550, Rules of the Auditor General; and Florida Statutes
Fiscal Year Ended September 30, 2020

TABLE OF CONTENTS

Section I

	Page
Transmittal letter	i
Report of Independent Auditor on Compliance With Each Major Federal Program and State Financial Assistance Project and on Internal Control Over Compliance Required by the Uniform Guidance and Chapter 10.550, <i>Rules of the Auditor General</i>	1
Report of Independent Auditor on Schedule of Expenditures of Federal Awards and State Financial Assistance Required by the Uniform Guidance and Chapter 10.550, <i>Rules of the Auditor General</i>	3
Report of Independent Auditor on Internal Control Over Financial Reporting and on Compliance and Other Matters Based on an Audit of the Financial Statements Performed in Accordance With <i>Government Auditing Standards</i>	4
Schedule of Expenditures of Federal Financial Assistance for the fiscal year ended September 30, 2020	6
Schedule of Expenditures of State Financial Assistance for the fiscal year ended September 30, 2020.....	13
Notes to the Schedules of Expenditures of Federal Awards and State Financial Assistance for the fiscal year ended September 30, 2020.....	17
Schedule of Findings and Questioned Costs – Federal Award Programs and State Financial Assistance Projects for the fiscal year ended September 30, 2020	20
Summary Schedule of Prior Audit Findings Federal Awards Programs and State Financial Assistance Projects for the fiscal year ended September 30, 2020.....	26
Independent Auditor's Management Letter	28
Report of Independent Accountant's on Compliance on Local Government Investment Policies	33
Report of Independent Accountant's on Compliance on With E911 Requirements of Sections 365.172 and 365.173, Florida Statutes	34

Section II

*Hillsborough County, Florida, Comprehensive Annual Financial Report for the
Fiscal Year Ended September 30, 2020*



June 30, 2021

To recipients of the Single Audit document:

The Hillsborough County, Florida, Single Audit document was prepared by the County Finance Department of the Hillsborough County, Florida, Clerk of Circuit Court and audited by RSM US LLP. The Clerk of Circuit Court is the Chief Financial Officer of Hillsborough County. This document is organized as follows:

Section I consists of the Single Audit reports of the independent auditor, schedules of expenditures of federal awards and state financial assistance, notes to the schedules, the schedules of findings and questioned costs, the summary schedule of prior audit findings and corrective action plan, the report of independent auditor on internal control over financial reporting and on compliance and other matters, the independent auditor's management letter, and report of independent accountant on certain compliance matters. See Table of Contents for more information.

Section II consists of the *Hillsborough County, Florida Comprehensive Annual Financial Report for the Fiscal Year Ended September 30, 2020 (CAFR)*. See page 15 for the report of independent auditor. The CAFR is also posted on the Clerk of Circuit Court's web site at: www.hillsclerk.com/en/Records-and-Reports/Financial-Reports-County.

Single Audit documents are being forwarded to the Federal Audit Clearinghouse (see EIN number **596000661**), the cognizant agency (US Department of Health and Social Services), and the state of Florida Auditor General (as a part of the *All Inclusive Annual Financial Report*). If you have any questions about this document, please contact Ajay Gajjar at telephone number (813) 307-7026 or Emily Lingle at telephone number (813) 307-7097.

Sincerely,

Timothy Simon, CPA, CFA
Deputy Comptroller

Ajay B. Gajjar, CPA, CMA, CFM, CTP, CIA, CGFO
Finance Director



RSM US LLP

**Report on Compliance for Each Major Federal Program,
and Major State Financial Assistance Project; Report on Internal Control
Over Compliance Required by the Uniform Guidance and
Chapter 10.550, Rules of the Auditor General**

Independent Auditor's Report

The Board of County Commissioners
Hillsborough County, Florida

Report on Compliance for the Each Major Federal Program and State Project

We have audited Hillsborough County, Florida's (the County) compliance with the types of compliance requirements described in the Office of Management and Budget (OMB) Compliance Supplement and the Department of Financial Services' State Projects Compliance Supplement that could have a direct and material effect on each of the County's major federal programs and state projects for the year ended September 30, 2020. The County's major federal programs and state projects are identified in the summary of auditor's results section of the accompanying schedule of findings and questioned costs.

Management's Responsibility

Management is responsible for compliance with the federal and state statutes, regulations and the terms and conditions of its federal and state awards applicable to its federal programs and state projects.

Auditor's Responsibility

Our responsibility is to express an opinion on compliance for the County's major federal programs and state projects based on our audit of the types of compliance requirements referred to above. We conducted our audit of compliance in accordance with auditing standards generally accepted in the United States of America; the standards applicable to financial audits contained in *Government Auditing Standards*, issued by the Comptroller General of the United States; the audit requirements of Title 2 U.S. CFR Part 200, *Uniform Administrative Requirements, Cost Principles, and Audit Requirements for Federal Awards* (Uniform Guidance); and Chapter 10.550, *Rules of the Auditor General* (Chapter 10.550). Those standards, the Uniform Guidance and Chapter 10.550, require that we plan and perform the audit to obtain reasonable assurance about whether noncompliance with the types of compliance requirements referred to above that could have a direct and material effect on a major federal program or state project occurred. An audit includes examining, on a test basis, evidence about the County's compliance with those requirements and performing such other procedures as we considered necessary in the circumstances.

We believe that our audit provides a reasonable basis for our opinion on compliance for each major federal program and state project. However, our audit does not provide a legal determination of the County's compliance.

Opinion on the Major Federal Programs and Major State Financial Assistance Projects

In our opinion, the County complied, in all material respects, with the types of compliance requirements referred to above that could have a direct and material effect on each of its major federal programs and state projects for the year ended September 30, 2020.

Report on Internal Control Over Compliance

Management of the County is responsible for establishing and maintaining effective internal control over compliance with the types of compliance requirements referred to above. In planning and performing our audit of compliance, we considered the County's internal control over compliance with the types of requirements that could have a direct and material effect on each of its major federal programs and state projects to determine the auditing procedures that are appropriate in the circumstances for the purpose of expressing an opinion on compliance for each of its major federal programs and state projects, and to test and report on internal control over compliance in accordance with the Uniform Guidance and Chapter 10.550, but not for the purpose of expressing an opinion on the effectiveness of internal control over compliance. Accordingly, we do not express an opinion on the effectiveness of the County's internal control over compliance.

A deficiency in internal control over compliance exists when the design or operation of a control over compliance does not allow management or employees, in the normal course of performing their assigned functions, to prevent, or detect and correct, noncompliance with a type of compliance requirement of a federal program or state project on a timely basis. A *material weakness in internal control over compliance* is a deficiency, or a combination of deficiencies, in internal control over compliance, such that there is a reasonable possibility that material noncompliance with a type of compliance requirement of a federal program or state project will not be prevented, or detected and corrected, on a timely basis. A *significant deficiency in internal control over compliance* is a deficiency, or a combination of deficiencies, in internal control over compliance with a type of compliance requirement of a federal program or state project that is less severe than a material weakness in internal control over compliance, yet important enough to merit attention by those charged with governance.

Our consideration of internal control over compliance was for the limited purpose described in the first paragraph of this section and was not designed to identify all deficiencies in internal control over compliance that might be material weaknesses or significant deficiencies. We did not identify any deficiencies in internal control over compliance that we consider to be material weaknesses. However, material weaknesses may exist that have not been identified.

The purpose of this report on internal control over compliance is solely to describe the scope of our testing of internal control over compliance and the results of that testing based on the requirements of the Uniform Guidance and Chapter 10.550. Accordingly, this report is not suitable for any other purpose.

RSM US LLP

Tampa, Florida
June 28, 2021



RSM US LLP

**Report on Schedule of Expenditures of Federal Awards and
State Financial Assistance Required by the Uniform Guidance and
Chapter 10.550, *Rules of the Auditor General***

Independent Auditor's Report

The Board of County Commissioners
Hillsborough County, Florida

We have audited the financial statements of the governmental activities, the business-type activities, the aggregate discretely presented component units, each major fund, and the aggregate remaining fund information of Hillsborough County, Florida (the County) as of and for the year ended September 30, 2020, and the related notes to the financial statements, which collectively comprise the County's basic financial statements. We issued our report thereon dated April 22, 2021, which contained unmodified opinions on those financial statements. Our audit was conducted for the purpose of forming opinions on the financial statements that collectively comprise the basic financial statements. The accompanying schedule of expenditures of federal awards and state financial assistance is presented for purposes of additional analysis as required by the Uniform Guidance and Chapter 10.550, *Rules of the Auditor General*, and is not a required part of the financial statements. Such information is the responsibility of management and was derived from and relates directly to the underlying accounting and other records used to prepare the financial statements. The information has been subjected to the auditing procedures applied in the audit of the financial statements and certain additional procedures, including comparing and reconciling such information directly to the underlying accounting and other records used to prepare the financial statements or to the financial statements themselves, and other additional procedures in accordance with auditing standards generally accepted in the United States of America. In our opinion, the schedule of expenditures of federal awards and state financial assistance is fairly stated in all material respects in relation to the basic financial statements as a whole.

RSM US LLP

Tampa, Florida
June 28, 2021

THE POWER OF BEING UNDERSTOOD
AUDIT | TAX | CONSULTING



RSM US LLP

**Report on Internal Control Over Financial Reporting
and on Compliance and Other Matters Based on an Audit
of Financial Statements Performed in Accordance With
Government Auditing Standards**

Independent Auditor's Report

The Board of County Commissioners
Hillsborough County, Florida

We have audited, in accordance with the auditing standards generally accepted in the United States of America and the standards applicable to financial audits contained in *Government Auditing Standards* issued by the Comptroller General of the United States, the financial statements of the governmental activities, the business-type activities, the aggregate discretely presented component units, each major fund, and the aggregate remaining fund information of Hillsborough County, Florida (the County) as of and for the year ended September 30, 2020, and the related notes to the financial statements, which collectively comprise the County's basic financial statements and have issued our report thereon dated April 22, 2021. Our report included a reference to other auditors who audited the financial statements of the Housing Finance Authority of Hillsborough County, a discretely presented component unit as described in our report on Hillsborough County's financial statements. This report does not include the results of the other auditor's testing of internal control over financial reporting or compliance and other matters reported on separately by those auditors.

Internal Control Over Financial Reporting

In planning and performing our audit of the financial statements, we considered the County's internal control over financial reporting (internal control) as a basis for designing audit procedures that are appropriate in the circumstances for the purpose of expressing our opinions on the financial statements, but not for the purpose of expressing an opinion on the effectiveness of the County's internal control. Accordingly, we do not express an opinion on the effectiveness of the County's internal control.

Our consideration of internal control was for the limited purpose described in the preceding paragraph and was not designed to identify all deficiencies in internal control that might be material weaknesses or significant deficiencies and therefore, material weaknesses or significant deficiencies may exist that have not been identified. However, as described in the accompanying schedule of findings and questioned costs, we did identify certain deficiencies in internal control that we consider to be material weaknesses and significant deficiencies.

A *deficiency in internal control* exists when the design or operation of a control does not allow management or employees, in the normal course of performing their assigned functions, to prevent, or detect and correct, misstatements on a timely basis. A *material weakness* is a deficiency, or a combination of deficiencies, in internal control such that there is a reasonable possibility that a material misstatement of the entity's financial statements will not be prevented, or detected and corrected, on a timely basis. We consider the deficiencies described in the accompanying schedule of findings and questioned costs as items 2020-001 and 2020-002 to be material weaknesses.

A *significant deficiency* is a deficiency, or a combination of deficiencies, in internal control that is less severe than a material weakness, yet important enough to merit attention by those charged with governance. We consider the deficiency described in the accompanying schedule of findings and questioned costs as item 2020-003 to be a significant deficiency.

Compliance and Other Matters

As part of obtaining reasonable assurance about whether the County's financial statements are free from material misstatement, we performed tests of its compliance with certain provisions of laws, regulations, contracts and grant agreements, noncompliance with which could have a direct and material effect on the determination of financial statement amounts. However, providing an opinion on compliance with those provisions was not an objective of our audit, and accordingly, we do not express such an opinion. The results of our tests disclosed no instances of noncompliance or other matters that are required to be reported under *Government Auditing Standards*.

Hillsborough County's Responses to Findings

The County's responses to the findings identified in our audit are described in the accompanying schedule of findings and questioned costs. The County's responses were not subjected to the auditing procedures applied in the audit of the financial statements and, accordingly, we express no opinion on them.

Purpose of This Report

The purpose of this report is solely to describe the scope of our testing of internal control and compliance and the result of that testing, and not to provide an opinion on the effectiveness of the entity's internal control or on compliance. This report is an integral part of an audit performed in accordance with *Government Auditing Standards* in considering the entity's internal control and compliance. Accordingly, this communication is not suitable for any other purpose.

RSM US LLP

Tampa, Florida
April 22, 2021

HILLSBOROUGH COUNTY, FLORIDA
Schedule of Expenditures of Federal Awards
Fiscal Year Ended September 30, 2020

<u>Federal/Pass-Through Grantor Program Title or Cluster Title</u>	<u>Assistance Listing Number</u>	<u>Contract Number / Pass-through Entity Number</u>	<u>Expenditures</u>	<u>Amount to Subrecipient</u>
DEPARTMENT OF AGRICULTURE				
Child Nutrition Cluster				
School Breakfast Program				
Passed through Florida Department of Education:				
School Breakfast Program	10.553	18305	\$ (48)	\$ -
Total School Breakfast Program			<u>(48)</u>	<u>-</u>
National School Lunch Program				
Passed through Florida Department of Education:				
School Breakfast/Lunch Program	10.555	18305	40,814	-
School Breakfast/Lunch Program	10.555	N/A	3,690	-
Total National School Lunch Program			<u>44,504</u>	<u>-</u>
Summer Food Service Program for Children				
Passed through Florida Department of Education:				
Summer Food Program	10.559	FDACS-01716	(260)	-
Summer Food Program	10.559	NA	2,720	-
Total Summer Food Service Program for Children			<u>2,460</u>	<u>-</u>
Total Child Nutrition Cluster			<u>46,916</u>	<u>-</u>
SNAP Cluster				
Child and Adult Care Food Program				
Passed through Florida Department of Health:				
Child Care Food Program Head Start FY 19	10.558	S-0812	20,621	-
Child Care Food Program Head Start FY 20	10.558	S-0812	739,973	-
Total Child and Adult Care Food Program			<u>760,594</u>	<u>-</u>
Supplemental Nutrition Assistance Program				
Child Protection Investigation FY19-20	10.561	QJZ75	11,930	-
Child Protection Investigation FY20-21	10.561	QJZ75	3,752	-
Total Supplemental Nutrition Assistance Program			<u>15,682</u>	<u>-</u>
Total SNAP Cluster			<u>776,276</u>	<u>-</u>
TOTAL DEPARTMENT OF AGRICULTURE			<u>823,192</u>	<u>-</u>
DEPARTMENT OF HOUSING AND URBAN DEVELOPMENT				
CDBG Entitlement Grants Cluster				
Community Development Block Grant	14.218	B-13-UC-12-0002	376,518	376,518
Community Development Block Grant	14.218	B-14-UC-12-0002	3,516	3,516
Community Development Block Grant	14.218	B-15-UC-12-0002	146,612	146,612
Community Development Block Grant	14.218	B-16-UC-12-0002	1,291,177	1,291,177
Community Development Block Grant	14.218	B-17-UC-12-0002	2,435,965	2,435,965
Community Development Block Grant	14.218	B-18-UC-12-0002	2,078,826	2,078,826
Community Development Block Grant	14.218	N/A	4,055,169	2,947,277
Total CDBG Entitlement Grants Cluster			<u>10,387,783</u>	<u>9,279,891</u>
Emergency Solutions Grant Program				
Emergency Solutions Program	14.231	E-18-UC-12-0002	194,147	194,147
Emergency Solutions Program	14.231	N/A	421,896	410,950
Total Emergency Solutions Grant Program			<u>616,043</u>	<u>605,097</u>
Home Investment Partnerships Program				
Home Investment Partnerships Program	14.239	M16-UC-120208	375,821	375,821
Home Investment Partnerships Program	14.239	M17-UC-120208	997,191	997,191
Home Investment Partnerships Program	14.239	M18-UC-120208	516,312	516,282
Home Investment Partnerships Program	14.239	N/A	252,492	-
Total Home Investment Partnerships Program			<u>2,141,816</u>	<u>1,889,294</u>
TOTAL DEPARTMENT OF HOUSING AND URBAN DEVELOPMENT			<u>\$ 13,145,642</u>	<u>\$ 11,774,282</u>

HILLSBOROUGH COUNTY, FLORIDA
Schedule of Expenditures of Federal Awards
Fiscal Year Ended September 30, 2020

<u>Federal/Pass-Through Grantor Program Title or Cluster Title</u>	<u>Assistance Listing Number</u>	<u>Contract Number / Pass-through Entity Number</u>	<u>Expenditures</u>	<u>Amount to Subrecipient</u>
DEPARTMENT OF JUSTICE				
Missing Children's Assistance				
Passed through National Children's Alliance:				
Eckerd Supervised Visitation	16.543	N/A	\$ 27,031	\$ -
Eckerd Supervised Visitation	16.543	VOCA-2019-13th Jud Cir Adm-00062	102	-
Total Missing Children's Assistance			<u>27,133</u>	<u>-</u>
Crime Victim Assistance				
Passed through Office of Attorney General:				
VOCA Crime Victim Assistance	16.575	VOCA-2019-13th Jud Cir Adm-00062	94,545	-
VOCA Crime Victim Assistance	16.575	2016-VA-GX-0041	5,525	-
Total Crime Victims of Assistance			<u>100,070</u>	<u>-</u>
Grants to Encourage Arrest Policies and Enforcement of Protection Orders Program				
Domestic Violence Innovation Project	16.590	2018-WE-AX-0013	163,449	-
Total Grants to Encourage Arrest Policies and Enforcement of Protection Orders Program			<u>163,449</u>	<u>-</u>
Public Safety Partnership and Community Policing Grants				
COPS Stop School Violence Prevention Program	16.710	2018SVWX0055	749,967	749,967
Total Public Safety Partnership and Community Policing Grants			<u>749,967</u>	<u>749,967</u>
Edward Byrne Memorial Justice Assistance Grant Program				
Federal Justice Assistance Grant (JAG)	16.738	2019-DJ-BX-0894	29,264	14,831
Federal Justice Assistance Grant (JAG)	16.738	N/A	133,903	119,493
Crime Scene Tech Improvement Project	16.738	2019-JAGC-HILL-1-N2-161	240,502	-
Passed through Florida Department of Law Enforcement, Office of Criminal Justice Grants:				
State Justice Assistance Grant (JAG)	16.738	N/A	33,718	-
Total Edward Byrne Memorial Justice Assistance Grant Program			<u>437,387</u>	<u>134,324</u>
Second Chance Act Reentry Initiative				
Hillsborough Community Recidivisms Reduction Initiative	16.812	2018-RW-BX-0012	212,498	-
Hillsborough Community Recidivisms Reduction Initiative	16.812	2018-RW-BX-0012	66,921	-
Total Second Chance Act Reentry Initiative			<u>279,419</u>	<u>-</u>
Equitable Sharing Program				
Federal USMS/Justice Asset Forfeiture - HCSO	16.922	NONE	247,656	-
Total Equitable Sharing Program			<u>247,656</u>	<u>-</u>
TOTAL DEPARTMENT OF JUSTICE			<u>\$ 2,005,081</u>	<u>\$ 884,291</u>

HILLSBOROUGH COUNTY, FLORIDA
Schedule of Expenditures of Federal Awards
Fiscal Year Ended September 30, 2020

<u>Federal/Pass-Through Grantor Program Title or Cluster Title</u>	<u>Assistance Listing Number</u>	<u>Contract Number / Pass-through Entity Number</u>	<u>Expenditures</u>	<u>Amount to Subrecipient</u>
DEPARTMENT OF TRANSPORTATION				
Highway Research and Development Program				
Hillsborough MPO Resiliency Pilot Study	20.200	HEPN-0218-Z372-0004	\$ 51,594	\$ -
Total Highway Research and Development Program			<u>51,594</u>	<u>-</u>
Highway Planning and Construction Cluster				
Passed through Florida Department of Transportation:				
Gibsonton Elementary School Project	20.205	C0070	6,084	-
Kenly Elementary School Project	20.205	G0O66	11,908	-
Federal Highway Administration Section 112	20.205	G1L98	165,376	-
Federal Highway Administration Section 112	20.205	G0W71	940,422	-
Long Range Transp Plan	20.205	G0W71	481,250	-
Van Dyke Road Safety Project	20.205	G0A55	198	-
Gunn Highway Safety Project	20.205	G0A57	263	-
Stowers Elementary Sidewalk Project	20.205	G0V37	1,519	-
Summerfield Elementary Sidewalk Project	20.205	G0V39	20,274	-
Old Big Bend Rd Eisenhower MS Sidewalk Project	20.205	G0V86	(5,801)	-
Lutz Lake Fern Road	20.205	G0R94	12,750	-
Total Highway Planning and Construction Cluster			<u>1,634,243</u>	<u>-</u>
National Highway Safety Administration				
Metropolitan Transportation Planning and State and Non-Metropolitan Planning and Research				
Passed through Florida Department of Transportation:				
Federal Transit Admin Sec 5303	20.505	G1500	37,755	-
Federal Transit Admin Sec 5303	20.505	G1177	556,059	-
Total Metropolitan Transportation Planning and State Non-Metropolitan Planning and Research			<u>593,814</u>	<u>-</u>
Highway Safety Cluster				
State and Community Highway Safety				
Triple L - Motorcycle Safety	20.600	G1D76	106,607	-
Speed - Know Your Limits	20.600	G1E21	98,731	-
Speed - Know Your Limits	20.600	G1E72	47,882	-
Total State and Community Highway Safety			<u>253,220</u>	<u>-</u>
National Priority Safety Programs				
Operation Trident - Outreach and Education	20.616	G1E93	116,424	-
Total National Priority Safety Programs			<u>116,424</u>	<u>-</u>
Total Highway Safety Cluster			<u>369,644</u>	<u>-</u>
Total National Highway Safety Administration			<u>963,458</u>	<u>-</u>
TOTAL DEPARTMENT OF TRANSPORTATION			<u>2,649,295</u>	<u>-</u>
CORONAVIRUS RELIEF FUND				
CARES Act	21.019	Internal	57,901,828	4,000,000
CARES Act Relief Fund	21.019	Internal	390,493	-
TOTAL CORONAVIRUS RELIEF FUND			<u>58,292,321</u>	<u>4,000,000</u>
Promotion of the Arts Grants to Organizations and Individuals				
NEA Big Read Grant	45.024	1844334-52-C-18	7,500	-
SMALL BUSINESS ADMINISTRATION				
Passed through the University of South Florida:				
Florida SBDC at USF Small Business Development Center	59.037	1424-1094-02-B	53,879	-
Florida SBDC at USF Small Business Development Center	59.037	N/A	232,242	-
Total Small Business Administration			<u>\$ 286,121</u>	<u>\$ -</u>

HILLSBOROUGH COUNTY, FLORIDA
Schedule of Expenditures of Federal Awards
Fiscal Year Ended September 30, 2020

<u>Federal/Pass-Through Grantor Program Title or Cluster Title</u>	<u>Assistance Listing Number</u>	<u>Contract Number / Pass-through Entity Number</u>	<u>Expenditures</u>	<u>Amount to Subrecipient</u>
ENVIRONMENTAL PROTECTION AGENCY				
Air Pollution Control Program Support				
County Clean Air Program	66.001	A - 00402320 - 0	\$ 1,012,259	\$ -
Total Air Pollution Control Program Support			<u>1,012,259</u>	<u>-</u>
Surveys, Studies, Research, Investigations, Demonstrations, and Special Purpose Activities Relating to the Clean Air Act				
Air Monitoring Sec 103, PM 2.5 EPA Grant	66.034	N/A	46,918	-
Air Monitoring Sec 103, PM 2.5 EPA Grant	66.034	N/A	50,487	-
National Air Toxics Trend Station (NATTS)	66.034	XA - 00D30815 - 4	102,795	-
National Air Toxics Trend Station (NATTS)	66.034	XA-00D30815-5	30,690	-
Total Surveys, Studies, Research, Investigations, Demonstrations, and Special Purpose Activities Relating to Clean Air Act			<u>230,890</u>	<u>-</u>
TOTAL ENVIRONMENTAL PROTECTION AGENCY			<u>1,243,149</u>	<u>-</u>
U.S. ELECTION ASSISTANCE COMMISSION				
Help America Vote Act Requirements Payments				
Federal Election Activities	90.401	MOA#2016-2017-001-HIL	2,743	-
Federal Election Activities	90.401	2018-2019-0003-HIL	36,224	-
Elections Security	90.401	2017-2018-0001-HIL	159,698	-
Elections Security	90.401	MOA#2019-2020-001-HIL	34,633	-
Total Help America Vote Act Requirements Payments			<u>233,298</u>	<u>-</u>
2018 HAVA Election Security Grants				
Supervisor of Elections CARES Act	90.404	MOA#2020-001-HIL	718,008	-
Total 2018 HAVA Election Security Grants			<u>718,008</u>	<u>-</u>
TOTAL U.S. ELECTION ASSISTANCE COMMISSION			<u>951,306</u>	<u>-</u>
DEPARTMENT OF HEALTH AND HUMAN SERVICES				
Aging Cluster				
Special Programs for the Aging Title III, Part B, Grants for Supportive Services and Senior Centers				
Passed through Florida Department of Elder Affairs, then through West Central Florida Agency on Aging:				
Senior Adult Day Care Center Program	93.044	OAA-2019-HILL	15,110	-
Senior Adult Day Care Center Program	93.044	OAA-2020-HILL	396,556	-
Senior Adult Day Care Center Program	93.044	CARES-20/21-HILL	248,142	-
Total Special Programs for the Aging Title III, Part B, Grants for Supportive Services and Senior Centers			<u>659,808</u>	<u>-</u>
Special Programs for the Aging Title III, Part C, Nutrition Services				
Passed through Florida Department of Elder Affairs, then through West Central Florida Agency on Aging:				
OAC-1 SCNAP Congregate Meals	93.045	OAA-2019-HILL	460,001	-
OAC-2 SCNAP Home Delivered Meals	93.045	OAA-2019-HILL	233,890	-
NSIP Congregate Meals	93.045	NSIP-2019-HILL	74,809	-
OAC-1 SCNAP Congregate Meals	93.045	OAA-2020-HILL	1,090,686	-
OAC-2 SCNAP Home Delivered Meals	93.045	OAA-2020-HILL	1,331,995	-
NSIP Congregate Meals	93.045	NSIP-2020-HILL	339,425	-
CARES Act Senior Meals	93.045	CARES-20/21-HILL	1,298,429	-
Total Special Programs for the Aging Title III, Part C, Nutrition Services			<u>4,829,235</u>	<u>-</u>
Total Aging Cluster			<u>\$ 5,489,043</u>	<u>\$ -</u>

HILLSBOROUGH COUNTY, FLORIDA
Schedule of Expenditures of Federal Awards
Fiscal Year Ended September 30, 2020

<u>Federal/Pass-Through Grantor Program Title or Cluster Title</u>	<u>Assistance Listing Number</u>	<u>Contract Number / Pass-through Entity Number</u>	<u>Expenditures</u>	<u>Amount to Subrecipient</u>
National Family Caregiver Support, Title III, Part E				
Passed through Florida Department of Elder Affairs, then through West Central Florida Agency on Aging:				
OA3E Respite Services	93.052	OAA-2019-HILL	\$ 91,309	\$ -
OA3E Respite Services	93.052	OAA-2020-HILL	162,568	-
CARES Act Respite Service (CA3E)	93.052	CARES-20/21-HILL	104,517	-
Total National Family Caregiver Support, Title III, Part E			<u>358,394</u>	<u>-</u>
Substance Abuse and Mental Health Services Projects of Regional and National Significance				
Passed through Hillsborough County Anti Drug Alliance:				
SAMHSA Grant -Veterans Drug Court	93.243	5H79T1026679-02	79,860	-
SAMHSA Grant Veterans Treatment Court Enhance	93.243	5H79SM080608-02	206,255	131,255
SAMHSA Grant - Family Depedancy Treatment Court Yr 1	93.243	1 H79 T1080278-01	331,051	-
SAMHSA Grant - Family Depedancy Treatment Court Yr 1	93.243	1H79SM080608-01	20,390	-
SAMHSA Enhanced Jail Diversion	93.243	1H79SMO80608-01	329,508	249,068
Total Substance Abuse and Mental Health Services Projects of Regional and National Significance			<u>967,064</u>	<u>380,323</u>
Temporary Assistance for Needy Families				
Passed through Florida Department of Children and Families:				
Child Protection Investigation FY 19-20	93.558	QJZ75	1,788,128	-
Child Protection Investigation FY 20-21	93.558	QJZ75	560,796	-
Total TANF Cluster			<u>2,348,924</u>	<u>-</u>
Child Support Enforcement				
Passed through Florida Department of Revenue:				
Title IV - D	93.563	1901FLCSES	1,937,771	-
Title IV - D	93.563	2001FLCSES	1,311,319	-
Total Child Support Enforcement			<u>3,249,090</u>	<u>-</u>
Low-Income Home Energy Assistance				
Passed through Florida Department of Elder Affairs, then through Senior Connection Center:				
Emergency Home Energy Assistance for Elderly	93.568	EH-18/19-HILL	(30)	-
Emergency Home Energy Assistance for Elderly	93.568	EH-19/20-HILL	181,572	-
Passed through Florida Department of Economic Opportunity:				
Low-Income Home Energy Assistance Program	93.568	16EA-0F-08-39-01-012	(37)	-
Low-Income Home Energy Assistance Program	93.568	17EA-0F-08-39-01-012	6,864,650	-
LIHEAP - CARES Act	93.568	17EA-0F-08-39-01-012	1,191,425	-
Total Low-Income Home Energy Assistance			<u>8,237,580</u>	<u>-</u>
477 Cluster				
Community Services Block Grant				
Passed through Florida Department of Economic Opportunity:				
Community Services Block Grant	93.569	17SB-0D-08-39-01-110	1,900,034	1,089,362
Community Services Block Grant - CARES Act	93.569	N/A	91,820	34,894
Total CSBG			<u>1,991,854</u>	<u>1,124,256</u>
Total 477 Cluster			<u>\$ 1,991,854</u>	<u>\$ 1,124,256</u>
Child Care and Development Block Grant				
Passed through Florida Department of Children and Families:				
Child Day Care Licensing	93.575	QC6B1	(8,006)	-
Child Day Care Licensing	93.575	QC6B1	281,982	-
Passed through Early Childhood Coalition of Hillsborough County:				
Child Day Care Licensing	93.575	N/A	87,360	-
Child Day Care Licensing	93.575	SR-CCL1920	745,782	-
Total CCDF Cluster			<u>1,107,118</u>	<u>-</u>

HILLSBOROUGH COUNTY, FLORIDA
Schedule of Expenditures of Federal Awards
Fiscal Year Ended September 30, 2020

<u>Federal/Pass-Through Grantor Program Title or Cluster Title</u>	<u>Assistance Listing Number</u>	<u>Contract Number / Pass-through Entity Number</u>	<u>Expenditures</u>	<u>Amount to Subrecipient</u>
Head Start				
Head Start Program Operations	93.600	04CH4768-05	\$ 81,083	\$ -
Early Head Start Program Operations	93.600	04CH4768-05	179,836	-
Head Start Program Operations	93.600	04CH4768/03	(22)	-
Head Start Program Operations	93.600	04CH011252-01	27,855,006	-
Early Head Start Program Operations	93.600	04CH011252-01	5,977,195	-
Early Head Start Program Operations	93.600	04CH4768/04	(21)	-
Head Start Program Operations	93.600	04CH4768/04	154,594	-
Total Head Start			<u>34,247,671</u>	<u>-</u>
Foster Care Title IV-E				
Passed through Eckerd Youth Alternatives:				
Emergency Shelter Care Residential	93.658	N/A	39,821	-
Emergency Shelter Care Residential	93.658	ECA-C13-RGC-HCO-FY20	321,290	-
Emergency Shelter Care Residential	93.658	ECA-C13-RGC-HCO-FY17	(92)	-
CCL School Readiness	93.658	SR2021	266,719	-
Child Protection Investigation FY 19 - 20	93.658	QJZ75	221,883	-
Child Protection Investigation FY 20 - 21	93.658	QJZ75	69,818	-
Total Foster Care Title IV-E			<u>919,439</u>	<u>-</u>
Social Services Block Grant				
Passed through Florida Department of Children and Families:				
Child Protection Investigation FY 19 - 20	93.667	QJZ75	1,662,692	-
Child Protection Investigation FY 20 - 21	93.667	QJZ75	522,154	-
Total Social Services Block Grant			<u>2,184,846</u>	<u>-</u>
Medical Assistance Program				
Passed through Florida Department of Children and Families:				
Child Protection Investigation FY 19 - 20	93.778	QJZ75	12,859	-
Child Protection Investigation FY 20 - 21	93.778	QJZ75	4,044	-
Total Medical Assistance Program			<u>16,903</u>	<u>-</u>
Ending the HIV Epidemic - Ryan White HIV/AIDS - Parts A & B				
Ending the HIV Epidemic RW Parts A and B	93.686	1 UT8HA33941-01-00	195,692	85,000
Total Ending the HIV Epidemic - Ryan White HIV/AIDS - Parts A & B			<u>195,692</u>	<u>85,000</u>
HIV Emergency Relief Project Grant				
National Training and Technical Assistance	93.914	1 U69HA33220-01-00	61,341	-
Ryan White Emergency Relief Project Part A FY19	93.914	6 H89HA00024-27-01	4,418,808	4,031,847
Ryan White Emergency Relief Project Part A FY20	93.914	6 H89HA00024-28-01	5,241,171	4,599,288
National Training and Technical Assistance	93.914	5 U69HA33220-02-00	77,525	-
Ryan White Emergency Relief Project Part COVID-19 Response	93.914	1 H9AHA36917-01-00	298,557	269,562
Total HIV Emergency Relief Project Grant			<u>10,097,402</u>	<u>8,900,697</u>
TOTAL DEPARTMENT OF HEALTH AND HUMAN SERVICES			<u>71,411,020</u>	<u>10,490,276</u>
EXECUTIVE OFFICE OF THE PRESIDENT				
High Intensity Drug Trafficking Areas (HIDTA) Program				
HIDTA - Central Florida	95.001	G18CF0009A	2,086	-
HIDTA - Central Florida	95.001	G19CF0009A	49,769	-
HIDTA - Central Florida - All In The Family	95.001	NONE	2,500	-
HIDTA - Central Florida - Marijuana Grow House	95.001	NONE	1,235	-
HIDTA - Central Florida - Operation Dethroned	95.001	NONE	23,371	-
TOTAL EXECUTIVE OFFICE OF THE PRESIDENT			<u>78,961</u>	<u>-</u>
DEPARTMENT OF HOMELAND SECURITY				
Flood Mitigation Assistance				
Passed through Florida Department of Emergency Management:				
FEMA Flood Mitigation at Sonora Drive	97.029	18FM-S7-08-39-01-263	316,667	-
FEMA Flood Mitigation at Sonora Drive	97.029	15FM-J2-08-39-01-168	2,500	-
Total Flood Mitigation Assistance			<u>\$ 319,167</u>	<u>\$ -</u>

HILLSBOROUGH COUNTY, FLORIDA
Schedule of Expenditures of Federal Awards
Fiscal Year Ended September 30, 2020

<u>Federal/Pass-Through Grantor Program Title or Cluster Title</u>	<u>Assistance Listing Number</u>	<u>Contract Number / Pass-through Entity Number</u>	<u>Expenditures</u>	<u>Amount to Subrecipient</u>
Emergency Management Performance Grants				
Passed through Florida Division of Emergency Management:				
Emergency Management State/Lcl Prog	97.042	N/A	\$ 121,659	\$ -
Emergency Management State/Lcl Prog	97.042	G0063	482,580	-
Total Emergency Management Performance Grants			<u>604,239</u>	<u>-</u>
Port Security Grant Program				
Passed through Manatee Port Authority:				
Port Security Grant	97.056	EMW-2019-PU-00571	8,872	-
Port Security Grant Program FEMA Grant - 2017 HCSO	97.056	EMW-2017-PU-00106-S01	7,911	-
Port Security Grant Program FEMA Grant - 2018 HCSO	97.056	EMW-2018-PU-00212-S01	220,824	-
Port Security Grant Program FEMA Grant - 2019 HCSO	97.056	EMW-2019-PU-00347-S01	117,007	-
Total Port Security Grant Program			<u>354,614</u>	<u>-</u>
Homeland Security Grant Program				
Passed through Florida Department of Emergency Management:				
Homeland Security Grant	97.067	18-DS-X1-08-39-01-307	56,204	-
Homeland Security Grant	97.067	R0065	57,783	-
Homeland Security Grant	97.067	19-DS-01-08-39-01-314	66,862	-
Homeland Security Grant	97.067	19-DS-01-08-39-01-302	88,084	-
Hillsborough HM4A	97.067	R0066	61,607	-
State Homeland Security Program FDEM 186 2018	97.067	19-DS-01-08-39-01-186	81,675	-
State Homeland Security Program FDEM 187 2018	97.067	19-DS-01-08-39-01-187	65,012	-
State Homeland Security Program FDEM R0056	97.067	R0056	97,319	-
Hillsborough Marc4	97.067	R0067	80,000	-
Total Homeland Security Grant Program			<u>654,546</u>	<u>-</u>
Staffing for Adequate Fire & Emergency Response				
Staffing for Adequate Fire & Emer Response (SAFER) Grant	97.083	EMW-2016-FH-00253	1,448,299	-
Total Staffing for Adequate Fire & Emergency Response			<u>1,448,299</u>	<u>-</u>
Homeland Security Grant Program				
Federal Biowatch Program	97.091	06OHBIO00007-14-00	251,205	-
Federal Biowatch Program	97.091	06OHBIO00007-15-01	175,325	-
Total Homeland Security Biowatch Program			<u>426,530</u>	<u>-</u>
TOTAL DEPARTMENT OF HOMELAND SECURITY			<u>3,807,395</u>	<u>-</u>
TOTAL EXPENDITURES OF FEDERAL AWARDS			<u>\$ 154,700,983</u>	<u>\$ 27,148,849</u>

HILLSBOROUGH COUNTY, FLORIDA
Schedule of Expenditures of State Financial Assistance
Fiscal Year Ended September 30, 2020

<u>State /Pass-Through Grantor or Project Title</u>	<u>CSFA Number</u>	<u>Contract Number / Pass-through Entity Number</u>	<u>Expenditures</u>	<u>Amount to Subrecipient</u>
STATE COURTS SYSTEM				
Florida Network of Children's Advocacy Centers				
Passed through Office of State Court Administration:				
FNCAC/DCF: Task 1-DCF CSFA 22.016, Task 2-License Plate Funding CSFA 76.067, Task 3-Voluntary Contribution CSFA 76.123				
	22.016	N/A	\$ 5,240	\$ -
	22.016	N/A	65,109	-
Total Florida Network of Children's Advocacy Centers			<u>70,349</u>	<u>-</u>
TOTAL STATE COURTS SYSTEM			<u>70,349</u>	<u>-</u>
EXECUTIVE OFFICE OF THE GOVERNOR				
Emergency Management Projects				
Emergency Management Preparation and Assistance				
	31.063	A0038	80,514	-
Total Emergency Management Projects Program			<u>80,514</u>	<u>-</u>
Emergency Management Projects				
Hazardous Materials Planning and Data Update				
	31.067	T0040	28,362	-
Total Emergency Management Projects Program			<u>28,362</u>	<u>-</u>
TOTAL EXECUTIVE OFFICE OF THE GOVERNOR			<u>108,876</u>	<u>-</u>
DEPARTMENT OF ENVIRONMENTAL PROTECTION				
Florida Recreation Development Assistance Program				
Carrollwood Village Park Inclusive Playground				
	37.017	P9027	500,000	-
Total Florida Recreation Development Assistance Program			<u>500,000</u>	<u>-</u>
Local Government Cleanup Contracting				
Petro Site Cleanup				
	37.024	GC894	37,740	-
Petro Site Cleanup				
	37.024	GC894	1,003,959	-
Petro Site Cleanup				
	37.024	N/A	371,952	-
Total Local Government Cleanup Contracting			<u>1,413,651</u>	<u>-</u>
Water & Sewer				
Palm River Water & Sewer Expansion project				
	37.039	LP2902D	(434,026)	-
Palm River Water & Sewer Expansion project				
	37.039	N/A	824,219	-
Total Water & Sewer Activities			<u>390,193</u>	<u>-</u>
Delegated Title V Air Pollution Control Activities				
Air Pollution Control Title V FY 19				
	37.043	TV008	223,897	-
Air Pollution Control Title V FY 20				
	37.043	TV014	75,216	-
Total Delegated Title V Air Pollution Control Activities			<u>299,113</u>	<u>-</u>
TOTAL DEPARTMENT OF ENVIRONMENTAL PROTECTION			<u>\$ 2,602,957</u>	<u>\$ -</u>

HILLSBOROUGH COUNTY, FLORIDA
Schedule of Expenditures of State Financial Assistance
Fiscal Year Ended September 30, 2020

<u>State /Pass-Through Grantor or Project Title</u>	<u>CSFA Number</u>	<u>Contract Number / Pass-through Entity Number</u>	<u>Expenditures</u>	<u>Amount to Subrecipient</u>
FLORIDA HOUSING FINANCE CORPORATION				
State Housing Initiatives Partnership (SHIP) Program				
State Housing Initiative Partnership Program FY 2016	40.901	FY 2016/2017	\$ 458,021	\$ 458,021
State Housing Initiative Partnership Program FY 2017	40.901	FY 2017/2018	1,753,084	1,753,084
State Housing Initiative Partnership Program FY 2018	40.901	FY 2018/2019	993,003	993,003
State Housing Initiative Partnership Program FY 2019	40.901	FY 2019/2020	156,653	-
TOTAL FLORIDA HOUSING FINANCE CORPORATION			<u>3,360,761</u>	<u>3,204,108</u>
DEPARTMENT OF AGRICULTURE AND CONSUMER SERVICES				
Agriculture NonPoint Source Best Management Practices Implementation				
Contract for AG-BMP	42.017	24309	27,558	-
TOTAL DEPARTMENT OF AGRICULTURE AND CONSUMER SERVICES			<u>27,558</u>	<u>-</u>
DEPARTMENT OF STATE AND SECRETARY OF STATE				
State Aid to Libraries				
State Aid to Libraries	45.030	19-ST-20	523	523
State Aid to Libraries	45.030	20-ST-20	978,053	359,355
TOTAL DEPARTMENT OF STATE AND SECRETARY OF STATE			<u>978,576</u>	<u>359,878</u>
DEPARTMENT OF EDUCATION AND COMMISSIONER OF EDUCATION				
Voluntary Pre-Kindergarten Education Program				
Voluntary Pre-Kindergarten	48.108	04CH011252	978,588	-
Coach Aaron Feis Guarding Program				
Guardian Program	48.140	96J-90210-9D001 (TAPS 20A096)	122,219	-
TOTAL DEPARTMENT OF EDUCATION AND COMMISSIONER OF EDUCATION			<u>1,100,807</u>	<u>-</u>
Emergency Management Programs				
Emergency Management Preparation and Assistance	52.008	N/A	18,898	-
Total Emergency Management Programs			<u>18,898</u>	<u>-</u>
DEPARTMENT OF TRANSPORTATION				
Commission for Transportation Disadvantaged (CTD)				
Trip and Equipment Grant Program				
TRANS Trip & Equip	55.001	G1N94	490,658	-
TRANS Trip & Equip	55.001	G1A32	2,053,902	-
Total Commission for Transportation Disadvantaged (CTD) Trip and Equipment Grant Program			<u>\$ 2,544,560</u>	<u>\$ -</u>

HILLSBOROUGH COUNTY, FLORIDA
Schedule of Expenditures of State Financial Assistance
Fiscal Year Ended September 30, 2020

<u>State /Pass-Through Grantor or Project Title</u>	<u>CSFA Number</u>	<u>Contract Number / Pass-through Entity Number</u>	<u>Expenditures</u>	<u>Amount to Subrecipient</u>
Commission for the Transportation Disadvantaged (CTD) Planning Grant Program				
Commission for the Transportation Disadvantaged	55.002	G1855	\$ 47,159	\$ -
Total Program			<u>47,159</u>	<u>-</u>
Local Transportation Projects				
South Coast Trail - 19th Ave NE	55.039	G1B40	9,338	9,338
Total Local Transportation Projects			<u>9,338</u>	<u>9,338</u>
Florida Commission for the Transportation Disadvantaged (CTD) Innovation and Service Development Grant Program				
Innovation and Service Development Grant	55.045	N/A	69,405	-
Total Florida Commission for the Transportation Disadvantaged (CTD) Innovation and Service Development Grant Program			<u>69,405</u>	<u>-</u>
TOTAL DEPARTMENT OF TRANSPORTATION			<u>2,670,462</u>	<u>-</u>
DEPARTMENT OF CHILDREN AND FAMILIES				
Public Safety, Mental Health, and Substance Abuse Reinvestment Grant Program				
CJMHSAR Grant Program	60.115	LHX49	433,175	188,415
CJMHSA Reinvestment Grant	60.115	N/A	4,826	4,552
CJMHSA DPTIP Grant Program	60.115	LHZ69	1,034,557	403,325
TOTAL DEPARTMENT OF CHILDREN AND FAMILIES			<u>1,472,558</u>	<u>596,292</u>
DEPARTMENT OF HEALTH				
County Grant Awards	64.005	C8029	107,579	59,168
TOTAL DEPARTMENT OF HEALTH			<u>107,579</u>	<u>59,168</u>
DEPARTMENT OF ELDER AFFAIRS				
Home Care for the Elderly				
Passed through West Central Florida Area Agency on Aging:				
Home Care for the Elderly	65.001	HCE-2019-HILL	61,471	-
Home Care for the Elderly	65.001	HCE-20/21-HILL	14,225	-
Total Home Care for the Elderly			<u>75,696</u>	<u>-</u>
Alzheimer's Respite Services				
Passed through West Central Florida Area Agency on Aging:				
ADI Respite Care	65.004	ADI-2019-HILL	781,027	-
ADI Respite Care	65.004	ADI-20/21-HILL	152,662	-
Total Alzheimer's Respite Services			<u>\$ 933,689</u>	<u>\$ -</u>

HILLSBOROUGH COUNTY, FLORIDA
Schedule of Expenditures of State Financial Assistance
Fiscal Year Ended September 30, 2020

<u>State /Pass-Through Grantor or Project Title</u>	<u>CSFA Number</u>	<u>Contract Number / Pass-through Entity Number</u>	<u>Expenditures</u>	<u>Amount to Subrecipient</u>
Local Services Programs				
Passed through West Central Florida Area Agency on Aging:				
Local Services Program Homemakers	65.009	LSP-2019-HILL	\$ 90,278	\$ -
Local Services Program Homemakers	65.009	LSP-20/21-HILL	20,607	-
Total Local Services Programs			<u>110,885</u>	<u>-</u>
Community Care for the Elderly				
Passed through West Central Florida Area Agency on Aging:				
Community Care for the Elderly	65.010	CCE-20/21-HILL	411,133	-
Community Care for the Elderly	65.010	CCE-2019-HILL	2,134,351	-
Total Community Care for the Elderly			<u>2,545,484</u>	<u>-</u>
TOTAL DEPARTMENT OF ELDER AFFAIRS			<u>3,665,754</u>	<u>-</u>
DEPARTMENT OF JUVENILE JUSTICE				
Children and Families in Need of Services (CINS/FINS)				
Passed through Florida Network of Youth and Family Services:				
Domestic Violence Respite Services Program, Division of Children's Services	80.005	D2055	166,805	-
Florida Network Program 2019	80.005	N/A	954,980	-
Florida Network Program 2015	80.005	14-0581	(68)	-
Florida Network Program 2020	80.005	N/A	567,323	-
TOTAL DEPARTMENT OF JUVENILE JUSTICE			<u>1,689,040</u>	<u>-</u>
TOTAL EXPENDITURES OF STATE FINANCIAL ASSISTANCE			<u>\$ 17,874,175</u>	<u>\$ 4,228,784</u>

HILLSBOROUGH COUNTY, FLORIDA
Notes to the Schedules of Expenditures of
Federal Awards and State Financial Assistance
For the fiscal year ended September 30, 2020

Note 1 - Financial Reporting Entity

The Hillsborough County (County”) reporting entity is defined in Note 1 of the County's Basic Financial Statements. For purposes of the Schedules of Expenditures of Federal Awards and State Financial Assistance, only the primary government is included in the reporting entity; discretely presented component units are not included.

These notes provide additional information on the accompanying Schedule of Expenditures of Federal Awards and Schedule of Expenditures of State Financial Assistance. The first schedule presents expenditures related to federal awards that were provided directly by federal agencies as well as federal awards that were passed through other government agencies. The second schedule presents expenditures related to state awards that were provided directly by state agencies as well as state awards that were passed through other governmental agencies. Because the Schedule presents only a selected portion of the operations of the County, it is not intended to and does not present the financial position, changes in net position, or where applicable, cash flows of the County.

Note 2 - Basis of Accounting

Grants in the governmental funds are presented using the modified accrual basis of accounting and grants in the proprietary funds are presented using the accrual basis of accounting. In the accompanying Schedules of Expenditures of Federal Awards and State Financial Assistance only the Palm River Water and Sewer Expansion project (CSFA Number 37.039) is reported on the accrual basis of Accounting. For more information on the basis of accounting, see Note 1.C. of the County’s Basic Financial Statements.

Expenditures are reported following the cost principles contained in Title 2 U.S. Code of Federal Regulations Part 200, Uniform Administrative Requirements, Cost Principles, and Audit Requirements for Federal Awards (Uniform Guidance), wherein certain types of expenditures are not allowable or are limited as to reimbursement. The information in this Schedule is presented in accordance with the requirements of the Uniform Guidance, and Chapter 10.550, Rules of the Auditor General. Therefore, some amounts presented in this Schedule may differ from amounts presented in, or used in the preparation of the basic financial statements.

Note 3 - Negative Figures on the Schedules of Expenditures and Assistance

Negative expenditures reported in the Schedules of Expenditures of Federal Awards and State Financial Assistance may be the result of a correction of an expenditure which was originally posted in a prior fiscal year, such as the recording of a refund for goods or services not received. Although the current expenditures on a grant may be negative, the total of all expenditures on the grant is expected to be positive over its entire period of performance.

HILLSBOROUGH COUNTY, FLORIDA
Notes to the Schedules of Expenditures of
Federal Awards and State Financial Assistance
For the fiscal year ended September 30, 2020

Note 4 – Capital Equipment Purchased with Grant Funds

Capital Equipment purchased, which was \$1,000 or more and expected to last 1 year or longer, in the amount of \$790,019.36 was provided by various grants as noted below:

Assistance			
Listing Number	CSFA	Grantor Agency	Amount
20.205		Federal Highway Administration	\$ 12,262
	64.005	Florida Department of Health	96,822
90.401		U.S. Election Assistance Commission	1,384
90.404		Supervisor of Elections CARES Act	172,324
93.575		Department of Health & Human Services	6,061
93.600		Department of Health & Human Services	3,693
97.029		Department of Homeland Security	316,637
97.056		Department of Homeland Security	7,197
97.067		Department of Homeland Security	173,639
			\$ 790,019

Note 5 - Sales Tax Rebate for Professional Sports Franchise Facilities

The County receives a sales tax rebate from the state of Florida under Sections 212.20 and 288.1162, Florida Statutes, for a professional sports franchise facility. The County serves as a conduit passing the entire amount on through to the Tampa Sports Authority for debt service on its stadium bonds. Starting with fiscal year 2002, these rebates were designated by the state of Florida to be financial assistance subject to the state Single Audit (CSFA Number 73.016).

Note 6 - Relationship to Grant Reports

Amounts reported in the accompanying schedules are consistent with the amounts reported in separately issued final grant reports to federal, federal pass-through, state, and state pass-through grantors as of September 30, 2020.

Note 7 – Indirect Costs

Grant agreements that do not prohibit the inclusion of indirect (facilities and administrative) costs may include such costs. The approval of indirect cost rates are usually formalized by a rate agreement signed by the federal awarding agency and the county administrator, who is the authorized organizational representative for the County. However, the County’s cognizant agency

HILLSBOROUGH COUNTY, FLORIDA
Notes to the Schedules of Expenditures of
Federal Awards and State Financial Assistance
For the fiscal year ended September 30, 2020

(US Department of Health and Human Services) does not provide a “negotiated indirect cost rate agreement,” but simply requires the County to have an annual Cost Allocation Plan prepared which describes how the County derives its indirect cost rates.

See the Indirect Cost Allocation Plan at:

<http://www.hillsboroughcounty.org/en/government/budget/budget-information/cost-allocation-plans>. The County does not utilize 10% de minimis indirect cost rate.

Hillsborough County, Florida

Schedule of Findings and Questioned Costs Year Ended September 30, 2020

I – Summary of Independent Auditor’s Results

Financial Statements

Type of auditor’s report issued:	Unmodified	
Internal control over financial reporting:		
Material weakness(es) identified?	<u> X </u> Yes	<u> </u> No
Significant deficiency(ies) identified that are not considered to be material weakness(es)?	<u> X </u> Yes	<u> </u> None Reported
Noncompliance material to financial statements noted?	<u> </u> Yes	<u> X </u> No

Federal Awards

Internal control over major program:		
Material weakness(es) identified?	<u> </u> Yes	<u> X </u> No
Significant deficiency(ies) identified not considered to be material weakness(es)?	<u> </u> Yes	<u> X </u> None Reported
Type of auditor’s report issued on compliance for the major program:	Unmodified	
Any audit findings disclosed that are required to be reported in accordance with Section 2 CFR 200.516(a)?	<u> </u> Yes	<u> X </u> No

Identification of major programs:

<u>Federal Assistance Listing Number(s)</u>	<u>Name of Federal Program or Cluster</u>
14.218	Community Development Block Grant/Entitlement Grant
21.019	Coronavirus Relief Fund
93.044 / 93.045	Aging Cluster
93.563	Child Support Enforcement
93.568	Low-Income Home Energy Assistance

Dollar threshold used to distinguish between type A and type B programs:

 \$ 3,000,000

Auditee qualified as low-risk auditee?

 Yes X No

State Financial Assistance

Internal control over major project:		
Material weakness(es) identified?	<u> </u> Yes	<u> X </u> No
Significant deficiency(ies) identified not considered to be material weakness(es)?	<u> </u> Yes	<u> X </u> None Reported

Type of auditor’s report issued on compliance for major projects:

Unmodified

Any audit findings disclosed that are required to be reported in accordance with Chapter 10.550, Rules of the Auditor General?

 Yes X No

Identification of major projects:

<u>CSFA Number(s)</u>	<u>Name of State Program or Project</u>
40.901	State Housing Initiative Partnership
55.001	Transportation Disadvantaged
65.010	Community Care for the Elderly
80.005	Children and Families in Need of Service

Dollar threshold used to distinguish between type A and type B projects:

 \$ 750,000

Hillsborough County, Florida

Schedule of Findings and Questioned Costs (Continued) Year Ended September 30, 2020

II – Financial Statement Findings Section

A. Internal Control Over Financial Reporting

2020-001 Financial Accounting and Reporting

Criteria: Management is responsible for the preparation and fair presentation of its financial statements in accordance with accounting principles generally accepted in the United States of America; this includes the design, implementation, and maintenance of internal control relevant to the preparation and fair presentation of financial statements that are free from material misstatement, whether due to fraud or error.

Condition: During the current year, we noted the following group of transactions that had to be adjusted for the financial statements to achieve fair presentation:

- a) The County had recorded an amount due from other governments in the Local Housing Fund in the amount of \$1.4 million. This amount was offset by unearned revenue in the same amount. Upon examination, we determined that this balance was not a valid receivable. Both the receivable and unearned revenue were corrected through an audit adjustment.
- b) In auditing “due from other governments” in the intergovernmental fund, we noted a number of receivables that were not collected within the County’s period of availability. In examining the account balance it was determined that approximately \$949 thousand of the receivable was not collectable and \$4.9 million should have been recorded as an unavailable revenue. The resulting audit adjustment reduced revenues by \$5.8 million.
- c) In testing revenue in the County Wide Special Purpose Fund, we observed certain 2019 revenues, which had not been accrued at the beginning of the year. The opening balance misstatement resulted in 2020 revenues being overstated by approximately \$825 thousand.
- d) Unavailable revenue is a modified accrual accounting concept for revenues that have been earned but will not be received within the organization’s defined period of availability. These items are reported as an asset (receivable) and a deferred inflow (unavailable revenue) with no recognition of revenue in the statement of revenues, expenditures and changes in fund balance. Unavailable revenues in the governmental funds should be recognized as revenue in the financial statements of the governmental activities, as the timing of cash receipts is not a factor in revenue recognition under the accrual basis of accounting.

During 2020, we noted approximately \$7.8 million recorded in the governmental fund statements as unavailable revenue. Rather than being recognized as revenue in the financial statements of the governmental activities, these amounts were reclassified to unearned revenues. Upon examination, it was determined that these balances represented cash received that had not yet been earned. These amounts were reclassified in the governmental fund statements to unearned revenue through an audit adjustment to properly reflect the nature of these balances.

Context: The conditions noted were present in multiple accounting cycles and opinion units.

Cause: The County’s procedures for financial statement preparation and review were not sufficient to identify the above conditions.

Hillsborough County, Florida

Schedule of Findings and Questioned Costs (Continued)
Year Ended September 30, 2020

Effect: The accounting records as originally provided were not fully complete to provide for the preparation and fair presentation of the financial statements without the recording of the aforementioned audit adjustments.

Recommendation: We recommend that the County review its current policies, procedures and internal controls over accounting and financial reporting including the year-end closing processes. Review procedures and internal controls should be designed to identify potential GAAP departures and should include an additional focus on year-end revenue recognition and the use of the unavailable and unearned revenue classifications to ensure proper recognition and presentation.

Management response: Management concurs with this recommendation. Effective for the fiscal year ending 2021, Ajay Gajjar, Director, County Finance Department, will implement the following: (a) and (b) After the 90 day period of availability, receivables will be checked against deposits received to ensure that receivables recorded as of year-end are true receivables and received within the period of availability (c) County Finance will work to continue to improve its internal control processes over year end revenue cut-off procedures. (d) Unavailable revenues recorded in the governmental fund statements will be segregated from unearned revenues and recognized as revenue in the government-wide financial statements.

Hillsborough County, Florida

Schedule of Findings and Questioned Costs (Continued) Year Ended September 30, 2020

2020-002 Depreciation of Capital Assets

Criteria: The cost of acquiring capital assets in a proprietary fund should be reported on the statement of net position. Capital assets should be depreciated over their estimated useful lives unless they are either inexhaustible or are infrastructure assets accounted for using the modified approach. Depreciation expense should be measured by allocating the cost of the depreciable asset over the asset's estimated useful life in a systematic and rational manner.

Condition: During fiscal year 2020, certain water fund projects were completed and placed into service. Instead of being assigned an in-service date during 2020, these costs were associated with older assets which had been placed in-service in prior years. Adding these items to assets with an in-service date from a prior year resulted in the County's capital asset system automatically calculating and recording a catch up adjustment in depreciation expense in the current year.

Context: This condition was detected in the Water Fund; however, the process for placing assets in-service is common to the Solid Waste Fund as well as certain governmental projects.

Cause: Board of County Commissioner departments are responsible for administering capital projects. When projects are determined to be substantially complete, Board departments are responsible for grouping project costs for capitalization, adding the in-service date and interfacing the project information to the County Finance Department. The County Finance Department is responsible for reviewing the interfaced project costs and then assigning the asset category and useful life before recording the asset in the general ledger. Although the costs were grouped to create a new asset, due to a procedural error, the assets in question were associated with an old asset instead of a new asset being created, resulting in the Oracle Fixed Asset system retroactively depreciating these assets.

Effect: Depreciation expense was overstated in the water fund by approximately \$27 million. This resulted in total assets and the change in net position being understated by the same amount.

Recommendation: We recommended that the County examine and strengthen its processes for the review of capital projects before they are placed into service. Reviews should be performed with a level of precision sufficient to detect assets placed into service at an unusual date or with useful lives outside of established thresholds.

We recognize that it is sometimes necessary to add costs to capital assets that have already been placed in service. However, we recommend that particular attention be paid to costs that are being added to assets placed in service at a significantly earlier date.

Lastly, we recommend that the County develop an internal control for the review of its monthly and annual depreciation expense. As straight-line depreciation is utilized by the County, monthly and annual depreciation expense would normally be consistent between periods. Any significant variances in monthly or annual depreciation expense should be investigated and reconciled.

Management Response: Management concurs with this recommendation. Ajay Gajjar, Director, County Finance Department will ensure that an additional procedure is added to the monthly capital assets reconciliation process to include an analysis of additional depreciation expense added in the current month. Any unusual and significant variances will be investigated by the County Finance Capital Asset Team and corrected if applicable.

Hillsborough County, Florida

Schedule of Findings and Questioned Costs (Continued) Year Ended September 30, 2020

2020-003 Accounts Payable Accruals

Criteria: The County is required to present certain information in its governmental fund financial statements. This includes each major governmental and proprietary fund, and the nonmajor funds in the aggregate in accordance with Governmental Accounting Standards Board Statement No. 34, *Basic Financial Statements and Management's Discussion and Analysis for State and Local Governments* (GASB 34). In accordance with GASB 34, the focus of governmental and proprietary fund financial statements is on major funds. Major funds are generally determined using a quantitative calculation that is based on the size of the individual funds total assets, liabilities, revenues or expenditures in comparison to the corresponding total for all funds of that category or type. In addition to funds that meet the quantitative criteria of GASB 34, the government's officials may report additional funds as major if they believe they are particularly important to financial statement users. The financial statements must fairly present the activities of each major fund and the nonmajor funds in the aggregate.

Condition: In recording accounts payable at year-end, the County has adopted a policy to only accrue invoices received after fiscal year end for goods or services related to the fiscal year that exceed \$50,000. However, this general policy does not take into account the size and nature of the individual major funds being reported and may result in amounts that are significant to a major fund not being properly accrued. In the Local Housing Fund, which is a fund that is not quantitatively a major fund but is reported as a major fund, we observed approximately \$30,000 of unrecorded payables at year-end. This amount is considered to be significant to the Local Housing Fund.

Context: This is a systemic matter as one threshold is being used for all opinion units presented.

Cause: The County's policy for accruing accounts payable does not take into account the difference in size and significance of the various major funds presented and items that are not significant to one fund may very well be significant to another.

Effect: In the Local Housing Fund, accounts payable and expenses have been understated by approximately \$30,000. Fund balance and the change in fund balance are overstated by the same amount.

Recommendation: We recommended that the County evaluate its current policy for accruing accounts payable in each of the funds presented as major. Applying the same threshold across funds that are significantly different in size could result in significant misstatements of balances in smaller major funds that would not be detected by management or staff in performing the annual closing procedures.

Response/planned corrective action: Management concurs with this recommendation. Effective with the fiscal year 2021 financial report, Ajay Gajjar, Director, County Finance Department will lower the accrual threshold for the Local Housing Assistance Fund from \$50,000 to \$25,000 to ensure that all material accounts payable transactions are properly accrued.

B. Compliance and Other Matters

No Matters to Report.

Hillsborough County, Florida

**Schedule of Findings and Questioned Costs (Continued)
Year Ended September 30, 2020**

III – Federal Award Findings and Questioned Costs

A. Internal Control Over Compliance

No matters to report.

B. Compliance

No matters to report.

IV – State Financial Assistance Findings and Questioned Costs

A. Internal Control Over Compliance

No matters to report.

B. Compliance

No matters to report.

Hillsborough County, Florida

Summary of Schedule of Prior Audit Findings Year Ended September 30, 2020

A. Internal Control Over Financial Reporting

2019-001 Modified Approach for Accounting for Infrastructure Assets

Finding: For the year ended September 30, 2019, we were initially unable to obtain documentation of the County's condition assessment methodology for infrastructure. Although we were able to determine that the County's Public Works department had been performing condition assessments that were consistent with requirements of GASB 34; we noted that there were no control procedures in place to monitor the County's compliance with the requirements of the modified approach.

Status of finding: This condition did not repeat in fiscal year 2020.

2019-002 Financial Accounting and Reporting

Finding: In 2019 we noted the following errors in the County's financial statements which were corrected during the audit process.

- a) Unavailable revenue is a modified accrual accounting concept for revenues that have been earned but will not be received within the organization's defined period of availability. These items are reported as an asset (receivable) and a deferred inflow (unavailable revenue) with no recognition of revenue in the statement of revenues, expenditures and changes in fund balance. Previously the amount of unavailable revenues in the fund financial statements had simply been renamed as unearned revenues in the governmental activities, which was not a correct application of generally accepted accounting principles. In 2019, unavailable revenues were correctly recognized as revenue in the governmental activities since the timing of cash receipts is not a factor in revenue recognition under the accrual basis of accounting.

Upon examination of the amounts reported in the Intergovernmental Grants and Local Housing Assistance Funds, it was determined that an analysis of the collectability of the mortgages receivables had not been properly performed. Based on subsequent analysis it was determined that more than 99% of the loans were not being repaid which was consistent with the nature of the loan programs and as such the allowance for uncollectable at both the fund level and government wide level was understated and there was no net receivable balance that should have been recorded as unavailable revenue at the fund level or unearned at the government wide level. While this did not affect net position, it resulted in a balance sheet reclassification between unearned revenue and allowance for doubtful accounts of \$38 million and \$29 million in the Intergovernmental Grants Fund and the Local Housing Fund, respectively.

- b) The County has recorded a receivable in the General fund for delinquent taxes. A corresponding credit to unavailable revenue is also recorded as these taxes are not expected to be received within the period of availability, although they are expected to be collected in full. Accordingly, in the governmental activities these tax revenues should be recognized as revenue as the timing of cash receipts is not a factor in revenue recognition under the accrual basis of accounting. However, rather than recognizing the tax revenues in the governmental activities, the County had reclassified the unavailable revenues in the General fund to unearned revenues in the governmental activities. As a result, revenues are understated and liabilities are overstated in the governmental activities by approximately \$10 million.

Hillsborough County, Florida

**Summary of Schedule of Prior Audit Findings (Continued)
Year Ended September 30, 2020**

- c) The Governmental Accounting Standards Board Statement No. 7, *Advanced Refundings Resulting in Defeased Debt*, requires that when a government issues debt to refund existing debt during the year that results in defeased debt, the notes to the financial statements should disclose this and include a brief description of the refunding. The description should include the aggregate difference in debt service between the refunding debt and the refunded debt and the economic gain or loss on the transaction.

During 2019, the County refunded the 2009B bonds with the 2019A General Obligation bonds. The notes to the County's financial statements did not disclose the aggregate difference in debt service between the refunding debt and the refunded debt or the economic gain or loss on the transaction.

Status of finding: Items B and C did not repeat in 2020. Item A is partially corrected and reported within finding 2020-001.

2019-003 Significant Assumptions – GASB Statement No. 75, Accounting and Financial Reporting for Post Employment Benefits Other than Pensions

Finding: When implementing GASB 75 in fiscal 2018 for the Sheriff's OPEB plan, the County utilized eligibility criteria for regular employees. In the subsequent period it was discovered that many of the Sheriff's employees become eligible for OPEB benefits based on special risk criteria. Correcting this actuarial assumption in 2019 resulted in an overstatement of deferred outflows and net position of the governmental activities of the County.

Status of finding: This condition did not repeat in 2020.

2019-004 Eligibility – Children and Families in Need of Services (CSFA No. 80.005)

Finding: In our testing of the eligibility requirements, we noted 3 of the 40 samples selected for testing did not contain documentation sufficient to determine eligibility based on the requirements of the grant agreement. Additionally, 10 of the 40 samples selected for testing did not contain evidence that the eligibility determination had been properly reviewed.

Status of finding: This condition was corrected in 2020.

**Management Letter Required By
Chapter 10.550 of the Rules of the
Auditor General of the State of Florida**

The Board of County Commissioners
Hillsborough County, Florida

Report on the Financial Statements

We have audited the financial statements of the governmental activities, the business-type activities, the aggregate discretely presented component units, each major fund and the aggregate remaining fund information of Hillsborough County, Florida (the County) as of and for the year ended September 30, 2020 and have issued our report thereon dated April 22, 2021. We did not audit the financial statements of the Housing Finance Authority of Hillsborough County (the Authority), a discretely presented component unit, which represents 80% of the assets, 83% of the net position and 30% of the revenues of the aggregate discretely presented component units. Those financial statements were audited by an other auditor whose report has been furnished to us, and our opinion, insofar as it relates to the amounts included for the Authority is based solely on the report of the other auditor. Our report does not address the Authority's internal control or compliance.

Auditor's Responsibility

We conducted our audit in accordance with auditing standards generally accepted in the United States of America; the standards applicable to financial audits contained in *Government Auditing Standards*, issued by the Comptroller General of the United States; the audit requirements of Title 2 U.S. *Code of Federal Regulations* Part 200, *Uniform Administrative Requirements, Cost Principles, and Audit Requirements for Federal Awards* (Uniform Guidance); and Chapter 10.550, *Rules of the Auditor General*.

Other Reports and Schedule

We have issued our Independent Auditor's Report on Internal Control over Financing Reporting and on Compliance and Other Matters Based on an Audit of Financial Statements Performed in Accordance with *Government Auditing Standards*; Independent Auditor's Report on Compliance For Each Major Federal Program and State Project; Report on Internal Control Over Compliance; and Report on the Schedule of Expenditures of Federal Awards and State Financial Assistance required by Uniform Guidance and Chapter 10.550 *Rules of the Auditor General*; Schedule of Findings and Questioned Costs; and Independent Accountant's Report on an examination conducted in accordance with *AICPA Professional Standards*, AT-C Section 315, regarding compliance requirements in accordance with Chapter 10.550, *Rules of the Auditor General*. Disclosures in those reports and schedule should be considered in conjunction with this management letter.

Prior Audit Findings

Section 10.554(1)(i)1, *Rules of the Auditor General*, requires that we determine whether or not corrective actions have been taken to address findings and recommendations made in the preceding financial audit report. In that regard, prior year findings ML 2019-4 is not repeated in this report. The conditions noted in ML 2019-1 and ML 2019-3 are present in 2020 and are reported as ML 2020-1 and ML 2020-2, respectively. The condition noted in ML 2019-2 was partially corrected in 2020. The recurring portion of the finding has been incorporated into finding 2020-002, a material weakness over financial reporting.

Official Title and Legal Authority

Section 10.554(1)(i)4, *Rules of the Auditor General*, requires that the name or official title and legal authority for the primary government and each component unit of the reporting entity be disclosed in this management letter, unless disclosed in the notes to the financial statements. The County was established by the Constitution of the State of Florida, Article VIII, Section 1 and 6. Additional legal authority was provided by Chapter 125, Florida Statutes, and County Ordinance 83-09, a home rule charter. The legal authority for each of the component units of the County is listed below.

Entity	Legal Authority
---------------	------------------------

Blended Component Units

Hillsborough County Civil Service Board	Section 125.88, <i>Florida Statutes</i> , and Chapter 85-424, and 2000-445, Laws of Florida
---	---

Discretely Presented Component Units

Hillsborough County City-County Planning Commission	Chapter 75-390, Laws of Florida
---	---------------------------------

Housing Finance Authority of Hillsborough County	Section 159.604, <i>Florida Statutes</i> , and County Ordinance 85-33.
--	--

Hillsborough Metropolitan Planning Organization	Section 339.175, <i>Florida Statutes</i> , and Section 11.05(3) of the County Charter
---	---

Financial Condition

Section 10.554(1)(i)5.a. and 10.556(7), *Rules of the Auditor General*, require us to apply appropriate procedures and communicate the results of our determination as to whether or not the County has met one or more of the conditions described in Section 218.503(1), Florida Statutes, and to identify the specific condition(s) met. In connection with our audit, we determined the County did not meet any of the conditions described in Section 218.503(1), Florida Statutes.

Pursuant to sections 10.554(1)(i)5.b. and 10.556(8), *Rules of the Auditor General*, we applied financial condition assessment procedures. It is management's responsibility to monitor the County's financial condition, and our financial condition assessment was based in part on representations made by management and the review of the financial information provided by the same.

Section 10.554(1)(i)2., *Rules of the Auditor General*, requires that we communicate any recommendations to improve financial management. Our recommendations to improve financial management are included in Attachment A.

Special District Component Units

Section 10.554(1)(i)5.c., *Rules of the Auditor General*, requires, if appropriate, that we communicate the failure of a special district that is a component unit of a county, municipality, or special district, to provide the financial information necessary for proper reporting of the component unit within the audited financial statements of the county, municipality, or special district in accordance with Section 218.39(3)(b), Florida Statutes. In connection with our audit, we did not note any special district component units that failed to provide the necessary information for proper reporting in accordance with Section 218.39(3)(b), Florida Statutes.

Additional Matters

Section 10.554(1)(i)3, *Rules of the Auditor General*, requires that we address noncompliance with provisions of contracts or grant agreements, or abuse, that have occurred, or are likely to have occurred, that have an effect on the financial statements that is less than material but which warrants the attention of those charged with governance. In connection with our audit, we did not have any such findings.

Purpose of This Letter

Our management letter is intended solely for the information and use of the Legislative Auditing Committee, members of the Florida Senate and the Florida House of Representatives, the Florida Auditor General, Federal and other granting agencies, and applicable management, and is not intended to be, and should not be, used by anyone other than these specified parties.

RSM US LLP

Tampa, Florida

April 22, 2021, except for the report on compliance for each major federal program and state project and report on internal control over compliance, for which the date of each report is June 28, 2021

Attachment A

ML 2020-1 Purchase Method of Accounting for Inventory and Prepaid Items

Observation

Management is responsible for the preparation and fair presentation of its financial statements in accordance with accounting principles generally accepted in the United States of America; this includes the design, implementation and maintenance of internal control relevant to the preparation and fair presentation of financial statements that are free from material misstatement, whether due to fraud or error.

The County utilizes the purchase method of accounting for inventories and prepaid items. This treatment is established by the National Council on Governmental Accounting Statement No. 1. Under the purchase method, expenditures for inventories and services that extend beyond one accounting period may be considered expenditures in the period when paid. However, significant balances of inventory should be reported in the balance sheet.

The Board of County Commissioners, the Clerk of Courts, the Tax Collector, the Property Appraiser, and the Supervisor of Elections treat payments for inventory and prepaid items as expenditures. A year-end adjustment is then made to record the balance of inventory. Conversely, the Sheriff has elected to use the consumption method for accounting for prepaid items, but does not record inventory on its balance sheet. The result causes inconsistency in the accounting principles being applied in the County General Fund. It also resulted in an understatement of assets and fund balance in the County General Fund based on the accounting policy in place for the County General Fund.

Effect

The County's accounting policy for inventory and prepaid items is not being applied consistently through the financial statements. As a result, the Sheriff's inventory has not been recorded in the financial statements of the general fund or the governmental activities of the County.

Recommendation

We recommend that the County review its current policies and procedures over accounting and financial reporting including the year-end closing processes. Review procedures should be designed to identify potential GAAP departures. Also since they are part of the County reporting entity, procedures should be put in place to monitor the accounting policies of the Constitutional Officers to ensure the County financial statements are compiled from financial data that has been recorded using consistent measurement methods.

Management response: Management concurs with this recommendation.

Attachment A

ML 2020-2 Renewal and Replacement Reserves

Observation

In auditing the net position of the Water System Enterprise Fund, we noted that the bond indenture for this enterprise fund requires the establishment of a renewal and replacement account and that the net position associated with this account is treated as restricted as it is limited to paying for the addition or replacement of capital assets of the System. In our audit testing, it appeared that the County did not have a good system for clearly tracking and documenting the maximum amount of reserves that it intended to maintain in the account and therefore better controls could be established to the level of reserves required to be maintained.

With respect to the Water System fund, the required annual deposit into the renewal and replacement account of the Water fund is equal to 5% of the prior year gross revenues of the system or such greater or lesser amount as determined by a Qualified Independent Consultant. We did not see evidence that the total amount set aside was equal to an amount determined by the Qualified Independent Consultant. As such, the balance in the renewal and replacement account may be more than required.

Recommendation

To address this we recommend the County consult with the Qualified Independent Consultant to perform an analysis to determine the amount required to be in the renewal and replacement account for the Water System. Any excess funds should then be reclassified from restricted to unrestricted for financial reporting purposes.

Management response: Management concurs with this recommendation



RSM US LLP

Report of Independent Accountant's on Compliance With Local Government Investment Policies

The Board of County Commissioners
Hillsborough County, Florida

We have examined Hillsborough County, Florida's (the County) compliance with the local government investment policy requirements of Section 218.415, *Florida Statutes*, during the year ended September 30, 2020. Management of the County is responsible for the County's compliance with the specified requirements. Our responsibility is to express an opinion on the County's compliance with the specified requirements based on our examination.

Our examination was conducted in accordance with attestation standards established by the American Institute of Certified Public Accountants. Those standards require that we plan and perform the examination to obtain reasonable assurance about whether the County complied, in all material respects, with the specified requirements referenced above. An examination involves performing procedures to obtain evidence about whether the County complied with the specified requirements. The nature, timing, and extent of the procedures selected depend on our judgment, including an assessment of the risk of material noncompliance, whether due to fraud or error. We believe that our examination provides a reasonable basis for our opinion.

Our examination does not provide a legal determination on the County's compliance with the specified requirements.

In our opinion, the County complied, in all material respects, with the aforementioned requirements of Section 218.415, *Florida Statutes*, during the year ended September 30, 2020.

The purpose of this report is to comply with the local government investment policy requirements of Section 218.415, *Florida Statutes*, and the Rules of the Auditor General.

This report is intended solely for the information and use of the Florida Auditor General, the County, and applicable management and is not intended to be and should not be used by anyone other than these specified parties.

RSM US LLP

Tampa, Florida
April 22, 2021



RSM US LLP

**Report of Independent Accountant on Compliance With
E911 Requirements of Sections 365.172 and 365.173, *Florida Statutes***

The Board of County Commissioners
Hillsborough County, Florida

We have examined Hillsborough County, Florida's (the County) compliance with the E911 requirements of Sections 365.172 and 365.173, *Florida Statutes*, during the year ended September 30, 2020. Management of the County is responsible for the County's compliance with the specified requirements. Our responsibility is to express an opinion on the County's compliance with the specified requirements based upon our examination.

Our examination was conducted in accordance with attestation standards established by the American Institute of Certified Public Accountants. Those standards require that we plan and perform the examination to obtain reasonable assurance about whether the County complied, in all material respects, with the specified requirements referenced above. An examination involves performing procedures to obtain evidence about whether the County complied with the specified requirements. The nature, timing, and extent of the procedures selected depend on our judgement, including the assessment of the risks of material noncompliance, whether due to fraud or error. We believe that the evidence obtained is sufficient and appropriate to provide a reasonable basis for our opinion.

Our examination does not provide a legal determination of the County's compliance with the specified requirements.

In our opinion, the County complied, in all material respects, with the E911 requirements of Sections 365.172 and 365.173, *Florida Statutes*, during the year ended September 30, 2020.

This report is intended solely for the information and use of the Florida Auditor General, the County, and applicable management, and is not intended to be, and should not be, used by anyone other than those specified parties.

RSM US LLP

Tampa, Florida
April 22, 2021



RSM US LLP

**Report of Independent Accountant's on Compliance With
Section 288.8017, *Florida Statutes*, and Public Law 112-141
(33 U.S.C.A. ss. 1321 (t)); State or Local Grants; and
Monies Received Directly from British Petroleum**

The Board of County Commissioners
Hillsborough County, Florida

We have examined Hillsborough County, Florida's (the County) compliance with Section 288.8017, *Florida Statutes*, and Public Law 112-141 (33 U.S.C.A. ss. 1321 (t)); State or Local grants; and monies received directly from British Petroleum, concerning the receipt and expenditure of those funds during the year ended September 30, 2020. Management of the County is responsible for the County's compliance with the specified requirements. Our responsibility is to express an opinion on the County's compliance with the specified requirements based on our examination.

Our examination was conducted in accordance with attestation standards established by the American Institute of Certified Public Accountants. Those standards require that we plan and perform the examination to obtain reasonable assurance about whether the County complied, in all material respects, with the specified requirements referenced above. An examination involves performing procedures to obtain evidence about whether the County complied with the specified requirements. The nature, timing, and extent of the procedures selected depend on our judgment, including an assessment of the risks of material noncompliance, whether due to fraud or error. We believe that our examination provides a reasonable basis for our opinion.

Our examination does not provide a legal determination on the County's compliance with specified requirements.

In our opinion, the County complied, in all material respects, with the requirements of Section 288.8017, *Florida Statutes*, and Public Law 112-141 (33 U.S.C.A. ss. 1321(t)); State or Local grants for the year ended September 30, 2020.

This report is intended solely for the information and use of the Florida Auditor General, the County, and applicable management, and is not intended to be, and should not be, used by anyone other than those specified parties.

RSM US LLP

Tampa, Florida
April 22, 2021

Hillsborough County, Florida



Wetlands Division



Air Division



Waste Division



Water Division



Comprehensive Annual Financial Report
Fiscal Year Ended September 30, 2020

Cover – Environmental Protection Commission of Hillsborough County

This year's Comprehensive Annual Finance Report showcases the Environmental Protection Commission of Hillsborough County, which has provided natural resource protection to the residents of Hillsborough County since 1967. Created by a special act of the Florida Legislature, the EPC is a local environmental regulatory program with broad authority to provide the citizens of Hillsborough County the assurance that its resources will be protected for future generations. The Commission's monitoring programs are recognized as being among the best in the nation, providing much of the technical data that has been used to guide the restoration and management of water quality in Tampa Bay.

The below is the Environmental Protection Commission's services at a glance including total spend for each division during fiscal year 2020:

- **Air Division:** Outdoor air quality; asbestos; industrial and vehicle air pollution emissions; noise; odors; and open burning which expended **\$3.6M** during fiscal year 2020.
- **Water Division:** industrial wastewater; domestic wastewater treatment plants; environmental laboratory analysis; habitat restoration; artificial reef program; surface water monitoring; and pollution recovery fund which expended **\$4M** during fiscal year 2020.
- **Waste Division:** hazardous waste disposal; waste oil disposal; Superfund clean-up monitoring; brownfields; pollution prevention and old landfill program which expended **\$3.4M** during fiscal year 2020.
- **Wetlands Division:** wetland protection and mitigation; dock program; wetland identification & delineation; environmental land use review; and one-stop permitting which expended **\$2.7M** during fiscal year 2020.

To learn more about the Environmental Protection Commission of Hillsborough County and its services, visit: <https://www.epchc.org>

Hillsborough County, Florida
Comprehensive Annual
Financial Report

Fiscal Year Ended September 30, 2020

Prepared by: County Finance Department
Cindy Stuart, Clerk of Court and Comptroller

**HILLSBOROUGH COUNTY, FLORIDA
List of Principal Officials
In Office at September 30, 2020**

Board of County Commissioners

Lesley “Les” Miller, Jr., *Chair*
Kimberly Overman, *Vice-Chair*
Stacy White, *Chaplain*
Ken Hagan
Pat Kemp
Sandra Murman
Mariella Smith

Constitutional Officers

Pat Frank, *Clerk of Circuit Court*
Bob Henriquez, *Property Appraiser*
Chad Chronister, *Sheriff*
Craig Latimer, *Supervisor of Elections*
Doug Belden, *Tax Collector*

Appointed Officials

Bonnie Wise, *County Administrator*
Christine Beck, *County Attorney*

**HILLSBOROUGH COUNTY, FLORIDA
Comprehensive Annual Financial Report
For the Year Ended September 30, 2020
TABLE OF CONTENTS**

PAGE

Introductory Section (unaudited)

Transmittal Letters.....	1
Award Certificate.....	11
Organizational Charts.....	12

Financial Section

Report of Independent Auditor.....	15
------------------------------------	----

Management Discussion and Analysis (unaudited).....	19
---	----

Basic Financial Statements

Government-wide Financial Statements

Statement of Net Position.....	32
Statement of Activities.....	34

Fund Financial Statements

Descriptions of Major Funds.....	35
Balance Sheet - Governmental Funds.....	38
Reconciliation of the Balance Sheet - Governmental Funds to the Statement of Net Position - Governmental Activities.....	41
Statement of Revenues, Expenditures, and Changes in Fund Balances - Governmental Funds.....	42
Reconciliation of the Statement of Revenues, Expenditures and Changes in Fund Balances of Governmental Funds to the Statement of Activities.....	44
Statement of Revenues, Expenditures and Changes in Fund Balance - Budget and Actual for Major Funds:	
General Fund.....	45
Countywide Special Purpose Fund.....	46
Sales Tax Revenue Fund.....	47
Intergovernmental Grants.....	48
County Transportation Fund.....	49
Transportation Surtax Fund.....	50
Local Housing Assistance.....	51
CARES Act Fund.....	52
Statement of Net Position - Proprietary Funds.....	54
Statement of Revenues, Expenditures, and Changes in Net Position - Proprietary Funds.....	56
Statement of Cash Flows.....	57
Statement of Fiduciary Assets and Liabilities--Agency Funds.....	59
Descriptions of Component Units.....	60
Statement of Net Position - Component Units.....	61
Statement of Activities - Component Units.....	62

Notes to Financial Statements

**HILLSBOROUGH COUNTY, FLORIDA
Comprehensive Annual Financial Report
For the Year Ended September 30, 2020
TABLE OF CONTENTS**

	PAGE
Note 1 Summary of Significant Accounting Policies.....	63
Note 2 Budgetary Accounting.....	80
Note 3 Deposits and Investments.....	81
Note 4 Property Taxes.....	85
Note 5 Accounts Receivable, Amounts Due From Other Governments, and Mortgages Receivable.....	86
Note 6 Capital Assets.....	88
Note 7 Long-Term Liabilities.....	90
Note 8 Employee Retirement Plans.....	100
Note 9 Other Postemployment Benefits (OPEB).....	106
Note 10 Interfund Receivable and Payable Balances.....	110
Note 11 Transfers In and Out.....	112
Note 12 Restricted Net Position.....	115
Note 13 Accounting and Financial Reporting for Risk Financing and Related Insurance Issues.....	115
Note 14 Accounting for Municipal Solid Waste Landfill Costs.....	118
Note 15 Commitments.....	119
Note 16 Contingent Liabilities.....	119
Note 17 Tax Abatements.....	120
Note 18 Subsequent Events.....	121
Note 19 Changes in Long-Term Debt and Future Debt Service Requirements.....	121
Exhibit A - Schedule of Changes in Long-Term Debt	122

Required Supplementary Information (unaudited)

Infrastructure Condition and Maintenance Data.....	124
Schedule of Changes in Hillsborough County's Total OPEB Liability and Related Ratios.....	127
Schedule of Hillsborough County's Proportionate Share of the Florida Retirement System Net Pension Liabilities for the Pension Plan and Health Insurance Subsidy Program.....	128
Schedule of Contributions Florida Retirement System Pension Plan and Health Insurance Subsidy Program.....	129

Combining and Individual Fund Statements and Schedules

General Fund by Category

Descriptions.....	133
Combining Balance Sheet - General Fund by Category.....	134
Combining Schedule of Revenues, Expenditures, and Changes in Fund Balances - General Fund by Category.....	136
Individual Schedules of Revenues, Expenditures and Changes in Fund Balances - General Fund Categories, Budget and Actual.....	138

Nonmajor Governmental Funds

Combining Balance Sheet - Nonmajor Governmental Funds by Fund Type.....	145
Combining Schedule of Revenues, Expenditures, and Changes in Fund Balances - Nonmajor Governmental Funds by Fund Type.....	146

Nonmajor Special Revenue Funds

Descriptions.....	147
Combining Balance Sheet - Nonmajor Special Revenue Funds.....	148

**HILLSBOROUGH COUNTY, FLORIDA
Comprehensive Annual Financial Report
For the Year Ended September 30, 2020
TABLE OF CONTENTS**

PAGE

Combining Statement of Revenues, Expenditures, and Changes in Fund Balances - Nonmajor Special Revenue Funds.....	152
Individual Schedules of Revenues, Expenditures and Changes in Fund Balances - Nonmajor Special Revenue Funds, Budget and Actual.....	155

Nonmajor Debt Service Funds

Descriptions.....	160
Combining Balance Sheet - Nonmajor Debt Service Funds.....	162
Combining Statement of Revenues, Expenditures, and Changes in Fund Balances - Nonmajor Debt Service Funds.....	166
Schedule of Revenues, Expenditures and Changes in Fund Balance - Budget and Actual.....	170

Nonmajor Capital Projects Funds

Descriptions.....	187
Combining Balance Sheet - Nonmajor Capital Projects Fund.....	188
Combining Statement of Revenues, Expenditures, and Changes in Fund Balances - Nonmajor Capital Projects Fund.....	190

Internal Service Funds

Descriptions.....	203
Combining Statement of Net Position.....	204
Combining Statement of Revenues, Expenditures, and Changes in Fund Net Position.....	205
Combining Statement of Cash Flows.....	206

Agency Funds

Descriptions.....	209
Combining Statement of Fiduciary Assets and Liabilities -- Agency Funds.....	210
Combining Statement of Changes in Assets and Liabilities	212

Other Information (Unaudited)

Exhibits B through Y - Debt Service Schedules.....	218
--	-----

Statistical Section (unaudited)

Overview of Statistical Section Contents.....	243
--	------------

Financial Trends Information

Net Position by Category, Last Ten Fiscal Years.....	244
Changes in Net Position, Last Ten Fiscal Years.....	245
Fund Balances, Governmental Funds, Last Ten Fiscal Years.....	248
General Government State Shared Revenues by Source, Last Ten Fiscal Years.....	249
Changes in Fund Balances, Governmental Funds, Last Ten Fiscal Years.....	250

Revenue Capacity Information

Taxable Assessed Value and Actual Value of Property, Last Ten Fiscal Years.....	251
Property Tax Millage Rates for Direct and Overlapping Governments, Last Ten Fiscal Years.....	252
Principal Taxpayers, Latest Fiscal Year Compared to the Fiscal Year Nine Years Earlier.....	253

HILLSBOROUGH COUNTY, FLORIDA
Comprehensive Annual Financial Report
For the Year Ended September 30, 2020
TABLE OF CONTENTS

PAGE

Property Tax Levied and Collected, Last Ten Fiscal Years.....254

Debt Capacity Information

Ratios of Outstanding Debt by Type, Last Ten Fiscal Years.....255
Ratios of Net General Bonded Debt Outstanding, Last Ten Fiscal Years.....256
Direct and Overlapping Governmental Activities Debt.....256
Debt Service Coverage of Governmental and Business-type Revenue Bonds, Last Ten Fiscal Years..257

Demographic and Economic Information

Demographic and Economic Statistics, Last Ten Fiscal Years.....258
Principal Employers, Latest Fiscal Year Compared to the Fiscal Year Nine Years Earlier.....259

Operating Information

Full-Time Equivalent County Government Employees by Function, Last Ten Fiscal Years.....260
Operating Indicators by Function, Last Ten Fiscal Years.....261
Capital Asset Statistics by Function, Last Ten Fiscal Years.....262

Miscellaneous Information

Miscellaneous Data and Statistics.....263

Other Supplemental Information Section

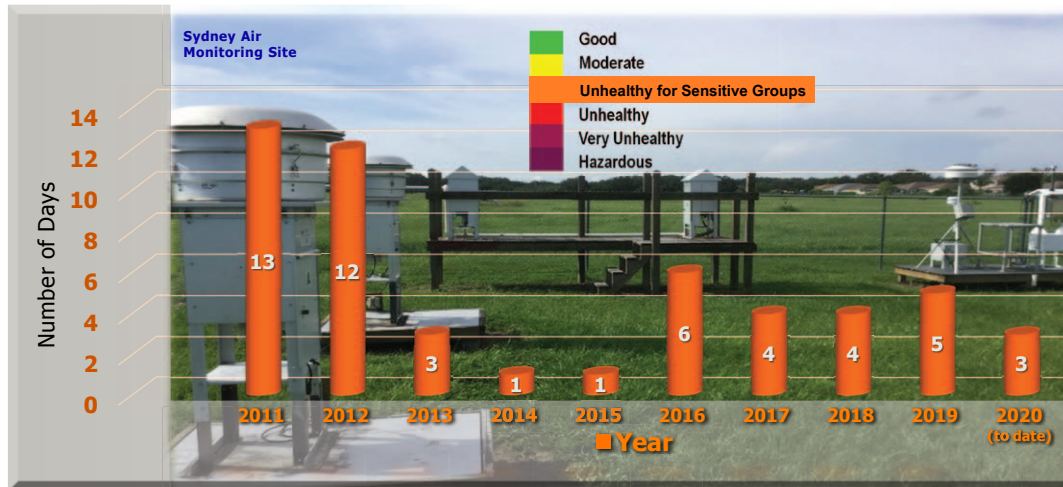
Schedule of Receipts and Expenditures of
Funds Related to the Deepwater Horizon Oil Spill Lawsuit Proceeds.....272

Photographs and descriptions provided by the Environmental Protection Commission of Hillsborough County.

INTRODUCTORY SECTION

Air & Water Quality

The air monitoring network is the heart of the EPC air program. The data collected by EPC staff not only determines our compliance with the federal air quality standards, but it's also used to set standards for future rulemaking. In 2020, for the first time in over 30 years, Hillsborough County is meeting with all federal health-based air quality standards.



Bay Segment Report Card

This chart shows water quality trends for the four bay segments since the 1970's. Across the top are the four segments of Tampa Bay: Hillsborough Bay, Old Tampa Bay, Middle Tampa Bay, and Lower Tampa Bay. The orange indicates poorer water quality and green indicates better water quality. As you can see, the bay has dramatically improved since EPC began monitoring water quality nearly five decades ago.

Year	HB	OTB	MTB	LTB	Mean	Grade
2019	92.60	85.19	93.42	83.13	88.04	B
2018	85.60	83.37	89.68	79.37	84.33	B
2017	89.64	83.80	93.41	87.10	87.89	B
2016	85.95	80.36	86.31	75.50	81.69	B
2015	91.90	85.52	90.24	79.10	86.37	B
2014	91.27	89.42	91.67	85.71	89.44	B
2013	89.64	86.97	91.87	86.11	88.42	B
2012	88.45	87.24	90.38	82.94	87.20	B
2011	90.48	76.92	85.69	87.53	83.98	B
2010	89.64	81.08	88.49	78.37	83.81	B
2009	85.99	82.01	87.91	82.74	84.30	B
2008	86.31	86.57	89.98	79.62	85.71	B
2007	90.83	82.40	87.85	85.33	85.95	B
2006	91.79	89.62	93.95	82.64	89.42	B
2005	86.90	81.94	86.51	76.09	82.60	B
2004	85.32	76.64	86.61	71.23	79.36	C
2003	79.24	72.04	83.09	71.29	75.92	C
2002	81.63	74.56	85.12	69.68	77.43	C
2001	80.83	69.40	75.50	66.59	72.54	C
2000	80.60	77.85	76.43	58.14	73.87	C
1999	84.08	76.37	80.93	65.74	76.67	C
1998	60.99	63.98	55.19	46.75	57.48	D
1997	77.94	72.94	73.56	62.65	71.83	C
1996	80.84	72.20	82.88	73.60	76.81	C
1995	67.70	66.95	69.85	59.03	66.07	C
1994	64.27	65.21	65.61	52.19	62.27	C
1993	79.62	67.36	76.70	67.95	72.18	C
1992	73.06	69.16	74.43	66.28	70.57	C
1991	67.14	65.81	70.72	66.03	67.31	C
1990	67.64	55.56	63.97	63.54	61.74	C
1989	60.00	54.39	60.42	58.45	57.85	D
1988	63.23	66.01	70.07	67.89	66.85	C
1987	57.38	52.05	61.92	68.61	59.13	D
1986	60.93	62.48	71.26	73.41	66.67	C
1985	48.67	59.44	58.13	66.34	58.49	D
1984	57.86	85.62	57.02	62.93	54.61	D
1983	49.63	48.41	50.00	53.82	50.22	D
1982	48.05	50.45	50.27	57.95	51.58	D
1981	43.63	42.18	43.82	45.78	43.65	D
1980	53.10	37.04	35.43	38.46	40.18	D
1979	45.95	38.08	39.38	41.23	40.66	D
1978	45.71	45.55	38.54	43.10	43.37	D
1977	49.29	40.48	42.91	45.31	44.00	D
1976	50.16	43.22	53.57	48.54	48.26	D
1975	52.86	43.60	48.95	48.36	47.76	D

EPC monitoring staff doesn't just collect samples from boats. Approximately half of our more than 270 monitoring stations are sampled from bridges and roadsides. Some field crews measure water quality parameters from the Hillsborough River and Alafia River.



Hillsborough
County Florida



April 22, 2021

To the Residents of Hillsborough County, Florida:

The *Hillsborough County, Florida, Comprehensive Annual Financial Report (CAFR) for the fiscal year ended September 30, 2020*, is a complete set of financial statements presented in conformity with accounting principles generally accepted in the United States (GAAP) and audited by independent certified public accountants in accordance with auditing standards generally accepted in the United States.

Legal Requirements The CAFR was prepared by the County Finance Department of the Clerk of Circuit Court in accordance with Sections 218.32 and 218.39, Florida Statutes. The Clerk of Circuit Court, as chief financial officer of Hillsborough County, assumes full responsibility for the completeness and reliability of the information presented in this report. To the best of our knowledge and belief, this financial report is complete and reliable in all material respects.

Internal Control Hillsborough County has established a comprehensive internal control framework designed to ensure that the County’s assets are protected from loss, theft, or misuse, and that sufficient reliable accounting information is compiled to allow for financial statement preparation in conformity with GAAP. Since the cost of internal controls should not outweigh their benefits, the County’s internal controls have been designed to provide reasonable, rather than absolute assurance that the financial statements will be free from material misstatement.

Independent Audit The Hillsborough County financial statements were audited by RSM US LLP, an independent certified public accounting firm, in accordance with Sections 11.45 and 125.01, Florida Statutes. The goal of the independent audit was to provide reasonable assurance that the financial statements of Hillsborough County for the fiscal year ended September 30, 2020, were free of material misstatement. The independent audit involved examining, on a test basis, evidence supporting the amounts and disclosures in the financial statements; assessing the accounting principles used and significant estimates made by management; and evaluating the overall financial statement presentation. Based on its audit, the independent auditor concluded that there was a reasonable basis for rendering unmodified opinions that the Hillsborough County financial statements, for the fiscal year ended September 30, 2019, were fairly presented in conformity with GAAP.

As a recipient of federal and state financial assistance, the County is responsible for maintaining an adequate internal control framework to ensure compliance with applicable laws and regulations related to these programs. This internal control framework is reviewed by the

County's independent auditor when it conducts the annual federal and state Single Audits, which cover major federal grant programs and state grant projects, respectively. The federal and state Single Audits were designed to meet the requirements of Title 2 US Code of Federal Regulations Part 200 *Uniform Administrative Requirements, Cost Principles, and Audit Requirements for Federal Awards (Uniform Guidance)*; as well as Section 215.97, Florida Statutes, and Chapter 10.550, Rules of the Auditor General. The independent auditor's Single Audit reports, including any findings and recommendations, the Schedule of Expenditures of Federal Awards, and the Schedule of Expenditures of State Financial Assistance are available in a separately issued *Single Audit Report*.

Management's Discussion and Analysis (MD&A) The MD&A is a significant part of the CAFR. The MD&A is a narrative introduction, overview, and analysis of the financial statements and should be read in conjunction with this letter of transmittal. The MD&A also provides a brief overview of the CAFR's contents.

County Profile Hillsborough County, created in 1834 as Florida's 19th county, is located along the west coast of Florida. The County covers 1,266 square miles, of which 215 square miles cover water areas. Hillsborough County's 2020 population of 1,478,759 exceeded the population of each of the following states: Alaska, Delaware, Maine, Montana, New Hampshire, North Dakota, Rhode Island, South Dakota, Vermont and Wyoming. Hillsborough County is empowered to levy property taxes on certain real and personal property located in the county as well as to levy certain sales, fuel and communications taxes. The County also receives revenues from other sources such as state and federal grants, state revenue sharing, special assessments, licenses and permits, fines and forfeitures, investment earnings and miscellaneous revenues. During fiscal year 2020, the County's revenues from all sources were approximately \$2.5 billion.

Hillsborough County operates under a home-rule charter enacted by the voters on September 20, 1983. Charter powers address self-government and cannot conflict with general law or special law approved by the voters. The established legislative body of the County is the Board of County Commissioners (BOCC), a seven-member body elected by County voters. Specifically designated governmental functions are performed by separately elected constitutional officers who are elected at-large. These separately elected officers are the Clerk of Circuit Court, Property Appraiser, Sheriff, Supervisor of Elections and Tax Collector.

Services Provided The Hillsborough County reporting entity provides a full range of services including law enforcement, construction and maintenance of roads and bridges, animal services, social service programs, children's services, aging services, comprehensive planning and growth management, environmental protection, property assessment and tax collection, official records, a variety of court-related support functions, fire protection and emergency rescue, water, wastewater and solid waste disposal services, stormwater management, indigent health care, parks and recreational facilities, libraries and cultural events, emergency disaster planning and response, economic development and agricultural cooperative extension services.

Financial Reporting Entity The separately elected members of the BOCC and the Constitutional Officers together are the officials who are accountable to the residents of Hillsborough County. The officials holding these offices on September 30, 2020, are identified on the page before the table of contents. The organizations of the BOCC and the Constitutional Officers together comprise the Hillsborough County primary government.

This report covers the Hillsborough County reporting entity, which includes the primary government as well as the component units. Component units are legally separate entities for which the primary government is financially accountable. The County's component units are classified as discretely presented component units due to the nature of the entity's relationship with the primary government. Discretely presented component units are reported in a separate column in the government-wide financial statements to emphasize their legal separation from the primary government. The Hillsborough County City-County Planning Commission, Hillsborough Metropolitan Planning Organization and Housing Finance Authority of Hillsborough County are reported as discretely presented component units.

The Tampa Sports Authority, Hillsborough Area Regional Transit Authority, Hillsborough County Hospital Authority, Arts Council of Hillsborough County, Hillsborough County Aviation Authority, Tampa Port Authority, Hillsborough County School District, Children's Board of Hillsborough County, Tampa-Hillsborough County Expressway Authority, other independent special districts and the neighborhood special dependent districts are not a part of the Hillsborough County reporting entity, so they are excluded from this report. More information on the financial reporting entity may be obtained in Note 1.A. of the Notes to the Financial Statements.

Budgetary Controls The County maintains extensive budgetary controls. The objective of these controls is to ensure compliance with the legal, legislative, and contractual provisions affecting the County, which are incorporated into the annually appropriated budget. Budgetary control for the BOCC is maintained at the character level within each department and fund. Characters are broad categories of expenditures: personal services, operating expenditures, capital outlay, debt service, and grants and aids. This level of control is greater than that required by Florida Statutes. Budgetary control includes a comparison of encumbrances, pre-encumbrances, and actual expenditures to appropriations before issuing purchase orders or payments. This control is performed by automated edit checks in the accounting system. Expenditures that exceed appropriations require the BOCC to approve a budget amendment before processing, unless immediate payment is needed for statutory or emergency operational requirements and total expenditures do not exceed the fund's budgetary total. These emergency expenditures are subsequently authorized by a budget amendment. Encumbrances are canceled at year-end and are reestablished in the new fiscal year. Expenditures by the constitutional officers are controlled by appropriations at the fund level in accordance with Florida Statutes.

The BOCC approves an annual budget for annually appropriated governmental and proprietary funds using the modified accrual basis of accounting. The BOCC maintains a five to six-year capital improvement program, which is updated and approved annually.

Cash and Investments At September 30, 2020, the Hillsborough County Primary Government had total cash and investments of \$2.84 billion. Most of this amount, \$2.11 billion, was in the Hillsborough County Investment Pool (Investment Pool) managed by the Clerk of Circuit Court. The objectives of the Investment Pool are safety of principal, liquidity, and return on investment, in that order. To meet these objectives, the Investment Pool is conservatively invested in high-quality investments such as: treasury securities, 69%; US government sponsored agency securities, 8%; Florida PRIME, the state of Florida's Local Government Investment Pool, 10%; corporate notes, 4%; commercial paper notes, 1%; and cash in demand deposits and money market accounts, 8% in total. At September 30, 2020, the Investment Pool's duration, which is like weighted average maturity, was a low 1.1 years. Standard & Poor's Ratings Services (S&P) has assigned the Investment Pool its highest rating of AA+af. The overall effective rate of return of the Investment Pool for fiscal year 2020 was 2.18% compared to the benchmark rate of 1.84%, (a weighted average of the ICE Bank of America Merrill Lynch 3-month US Treasury Bill and the 1-3 Year US Treasury Note Indexes). The Investment Pool's rate of return for fiscal year 2019 was 2.18%.

Property Tax The County’s property tax revenues rose \$73.8 million or 8.9% due to a 9.1% increase in the taxable assessed value of real property in Hillsborough County in the prior year. See Statistical section for more information on property taxes, assessed values, and exemptions.

New Transportation Improvement Surtax Amendment to County Charter In November 2018, the voters initiated and approved a ballot measure to amend the Hillsborough County Charter which levies a one percent sales surtax for transportation improvements as authorized by Sections 212.054 and 212.055, Florida Statutes. This surtax was intended for uses including maintenance and vulnerability reduction, traffic congestion reduction, transportation safety and network improvements, and enhancing bus service and public transit options. Since then a lawsuit was filed challenging the constitutionality of the new sales surtax. Later, the Circuit Court of the 13th Judicial Circuit, upon the complaint for bond validation, ruled that the transportation surtax was lawful and valid, but also held that certain provisions in the charter amendment providing for the use, allocation and distribution of the Transportation Surtax were unconstitutional and, therefore, severed and struck such provisions from the charter amendment. The Circuit Court determined that the State Surtax Law provides that the Hillsborough County BOCC is responsible for determining which uses the Transportation Surtax proceeds should be allocated to as well as the amount to be distributed to each use. This Circuit Court ruling was appealed. Pursuant to the Circuit Court’s ruling, the Hillsborough County BOCC enacted County Ordinance 19-20 in September, 2019 providing for the use, allocation and distribution of the proceeds of the Transportation Surtax in the manner consistent with the will of the voters as expressed by their approval of the charter amendment. During fiscal year 2021, the Florida Supreme Court determined that the Transportation Improvement Surtax was unconstitutional.

Federal Government’s Effect on Hillsborough County Similar to other state and local governments, the US government has a significant impact on Hillsborough County. For fiscal year 2020, the County had \$155.7 million in expenditures funded by US government grants--either directly from federal agencies or passed through state and local governmental entities. Federal grant expenditures represent 6% of the County’s governmental revenues. The US government also has an indirect effect on other County revenues. For example, 36% of the County’s total revenues from governmental activities came from ad valorem property taxes, which are related to the value of real estate in the County. Real estate values tend to be correlated with the availability and affordability of mortgages. The US government has created: a variety of programs that assist banks that make mortgage loans; US government sponsored agencies that buy, securitize and sell mortgage-backed securities; as well as programs that assist residents seeking to purchase homes. The success of these programs may affect mortgage lending and real estate values, which in turn affect the ad valorem property tax revenues of Hillsborough County in the future.

At September 30, 2020, the Hillsborough County Primary Government held 73% of its investment portfolio in US government or related investments. A total of \$2.03 billion was invested in a combination of US treasury securities, US government sponsored agency securities which are supported by the US government, and government-only mutual funds. At September 30, 2020, the Hillsborough County Primary Government also held \$110 million, or 9% of its investment portfolio, in bank deposits, most of which were secured by the FDIC. The rest were secured by the state of Florida’s multiple financial institution collateral pool established under Chapter 280, Florida Statutes. The US government affects the state of Florida’s multiple financial institution collateral pool because securities issued by the US treasury and government sponsored agencies are used as collateral by banks participating in the Qualified Public Depository program. See Note 3 of the Notes to the Financial Statements for more details.

The US government also has a significant impact on the local economy. Of the top 19 employers in Hillsborough County, MacDill Air Force Base, the University of South Florida, and the Tampa International Airport together represent 41,810 employees or 29% of the employees at the top 19 employers. See Principal Employers in the Statistical Section of the CAFR for more details. In addition, the residents of Hillsborough County pay significant amounts of income and excise taxes to the US government and also receive significant benefits from the US government including Social Security, Medicare, and unemployment compensation. The reason for highlighting these interactions with the US government is that changes in the US government's fiscal activities could lead to changes in amounts paid to or received from the US government, which in turn could have a financial impact on Hillsborough County.

Awards The Government Finance Officers Association of the United States and Canada (GFOA) awarded Hillsborough County a *Certificate of Achievement for Excellence in Financial Reporting* for its CAFR for the fiscal year ended September 30, 2019. The Certificate of Achievement is a prestigious national award recognizing conformance with the highest standards for preparation of state and local government financial reports. To be awarded a Certificate of Achievement, a government must publish an easily readable and efficiently organized CAFR whose contents conform to program standards. The CAFR must satisfy both GAAP and applicable legal requirements. Hillsborough County has received a Certificate of Achievement for the last thirty-eight consecutive years.

The County also received the GFOA's *Award for Outstanding Achievement in Popular Annual Financial Reporting* for its separately issued *Financial Summary Report for the Fiscal Year Ended September 30, 2019*. The *Financial Summary Report* is a simplified popular annual financial report specially designed for the general public. The receipt of this national award recognized the County's conformance with the highest standards for preparation of state and local government popular reports. Hillsborough County has received this award for the last twenty consecutive years.

Both of these awards are valid for a period of one year. We believe that the County's fiscal year 2020 CAFR and Financial Summary Report continue to conform to award program requirements and are submitting both of them to the GFOA for evaluation.

Acknowledgments We would like to express our appreciation for the support provided by the Clerk of Circuit Court, each of the other Constitutional Officers, the County Administrator, the Board of County Commissioners, and their respective staffs, for their contributions to the preparation of this report. We also appreciate their efforts in ensuring the highest standards of professionalism in the financial and operational management of Hillsborough County.

Sincerely,



Together, we will get to YES!

Timothy Simon, CPA, CFA
Chief Financial Officer



Together, we will get to YES!

Ajay B. Gajjar, CPA, CMA, CFM, CTP, CIA, CGFO
Finance Director



Hillsborough
County Florida



Hillsborough County Florida

COUNTY ADMINISTRATOR

Bonnie M. Wise

PO Box 1110, Tampa, FL 33601-1110
(813) 276-2843 | Fax: (813) 272-5248

April 22, 2021

To the Citizens of Hillsborough County:

As County Administrator, I am pleased to provide you with the Hillsborough County, Florida Comprehensive Annual Financial Report for the fiscal year ending September 30, 2020.

Hillsborough County entered the pandemic in a strong financial position as evidenced by our “AAA” credit rating and reserve balances. This strong position has enabled the County to aggressively respond to challenges that are unprecedented in our lifetimes. We have been able to access our Catastrophic Reserves to fund COVID-19 testing and vaccine costs, establish and operate quarantine and isolation facilities and related services, acquire significant quantities of personal protection equipment and sanitizing supplies, and other direct-response activities. Much of this direct-response expenditure will be reimbursable by the Federal Emergency Management Agency (FEMA) and the State of Florida. The County also received \$256.8 million from the Federal Government through the Coronavirus Aid, Relief, and Economic Security Act (CARES Act). These funds may be used to cover not-previously-budgeted and necessary COVID-19 expenditures through December 31, 2021 but cannot be used to cover lost revenue. The Board approved a broad plan on May 2020 to use these funds to offer support and relief to Hillsborough County individuals and businesses who are impacted by COVID-19, fund ongoing direct measures to combat the pandemic, and fund measures to make alterations to facilities and working arrangements to enhance public health and safety. The pandemic has had significant negative impacts on County revenues. The shutdown to slow the spread of the virus resulted in losses of sales tax, fuel tax, and tourist tax revenues. Even amid these challenges of the pandemic, our strong financial position enabled the Board of County Commissioners (BOCC) to adopt a Fiscal Year 2021 budget that is balanced.

Our County employees have been working hard and smart to meet current challenges. The workforce has shown remarkable agility while continuing to provide quality services for our citizens. Some employees have adjusted to teleworking from home, while others are undertaking varying assignments. Whether teleworking or learning new assignments, all employees have adjusted to delivering services in modified ways. Our technology and communications professionals have developed innovative ways to facilitate and disseminate these

BOARD OF COUNTY COMMISSIONERS

Harry Cohen
Ken Hagan
Pat Kemp
Gwendolyn "Gwen" Myers
Kimberly Overman
Mariella Smith
Stacy R. White

COUNTY ADMINISTRATOR

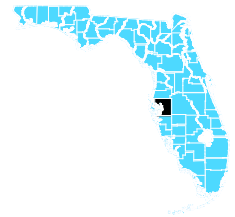
Bonnie M. Wise

COUNTY ATTORNEY

Christine M. Beck

INTERNAL AUDITOR

Peggy Caskey



Hillsborough was established as Florida's 19th county in 1834.

Hillsborough's boundaries encompass 1,051 square miles of land, 24 square miles of inland water, and 76 miles of coastline.

changes. As we have, with little notice and time, accomplished this shift to new ways of working and delivering service, we now contemplate the longer-term implications of this experience.

County Profile

Our community has a rich, vibrant history steeped in diverse traditions and cultures. County government fosters community prosperity for all residents by supporting a broad range of opportunities, including agriculture, manufacturing, arts, health, sciences, technology, innovation start-ups, small businesses and entrepreneurship. By capitalizing on these cultural and economic development opportunities we preserve and enhance community assets.

The County Commission’s strategic focus continues to be affordable housing, land use policy, transportation, sustainability, and fiscal responsibility in the community and in the region. Our success in achieving these goals is evident in an expanding corporate presence, major tourist destinations, world-class entertainment venues, a nationally recognized airport, one of the largest shipping ports in the country, highly-regarded educational institutions, a bustling agricultural industry, professional sports teams, and more. People of all ages and diverse backgrounds, and companies representing an array of industries, choose to make Hillsborough County their home.

Economic Conditions

The pandemic and related shutdowns and needed protective measures have had a significant negative impact on economic conditions. At the height of the shutdown in April 2020 the Tampa Metropolitan Statistical Area had a 12-month loss of 137,200 jobs, a 9.9% decline. While some of those jobs have returned, the December 2020 12-month job loss is still at 50,700 jobs, a 3.6% decline, with tourism related industries accounting for more than half the loss. Across the nation December job losses total 9.1 million, a decline of 6.0%. These losses have negatively impacted consumer spending and confidence.

The local housing market continues to post gains in the midst of the pandemic. In 2020 home sales were up 3.9% over the previous year. Home prices rose 11.0% in Hillsborough County during 2019. Home sales dropped more than 20% in April and May but have recovered strongly since. December 2020 home sales rose 16.3% over December 2019. While this growth in home sales and prices will support growth in taxable property values, the pandemic has likely damaged commercial property values through business closures and reduced real estate income. While we expect positive growth in property tax revenue for Fiscal Year 2021, the rate of growth is likely to be significantly below recent years.

Relevant Financial Policies

The County Administrator is responsible for the County government’s financial planning, including operating, capital and debt service budgets, as well as the allocation of resources to accomplish BOCC goals. The County Administrator is also responsible for recommending long-range financial planning strategies to the



Tampa Bay jobs fell 3.6% December 2019 to December 2020, compared to the national job loss of 6.0%.



COVID drove a 3.1% decline in taxable sales in FY 20.



In 2020, home sales increased 3.9%, and the average home price rose 11.0%.

BOCC, including reserve policies and financial forecasting.

To maintain sound financial management, it is important to have policies and procedures that complement the statutory requirements and professional standards of local government. The BOCC has adopted a series of financial policies that direct and encourage a comprehensive approach to financial management. These policies are available online in the adopted budget document at HCFLGov.net.

Major Initiatives

Hillsborough County is committed to leveraging limited financial resources to solve complex public problems and achieve shared community goals. Through dynamic collaborations, the County continues to foster public-private partnerships that achieve common goals and provide cost effective solutions to meet growing community service demands.

Winning the battle against COVID remains our urgent top priority. We will continue to work with our community, business and government partners to meet this challenge. In January 2021 Hillsborough County received an additional \$32 million of Federal COVID relief funds for Emergency Rental Assistance to assist households unable to pay rent and utilities due to COVID.

More broadly, the Fiscal Year 2021 Adopted Budget includes funding for a new strategic planning process to help us set future priorities and goals.

Long-Term Prospects

We are committed to remaining financially sound by strategically managing growth in a way that balances quality of life and the value of our precious environmental assets with sustainable economic growth and capital investment. We do so by maintaining strong reserves, ensuring sustainable resources and services, investing in key infrastructure and community assets, and retaining and attracting a diverse and skilled workforce. By succeeding in this endeavor, we will continue to enhance the quality of life in Hillsborough County.

Sincerely,



Bonnie M. Wise

County Administrator

Our desired community outcomes:

- Safe, clean, attractive communities residents are proud to call home
- Safe and effective transportation operation that keeps pace with demand
- Strong and sustainable local economy
- Healthy and enjoyable place to live, work, and play
- Self-sufficiency and quality of life for those who need help
- Reliable, cost-effective, secure and sustainable infrastructure
- Residents who trust County Government and are satisfied with its services
- Responsible and sound financial management practices



SM

Hillsborough
County Florida



Government Finance Officers Association

Certificate of
Achievement
for Excellence
in Financial
Reporting

Presented to

**Hillsborough County
Florida**

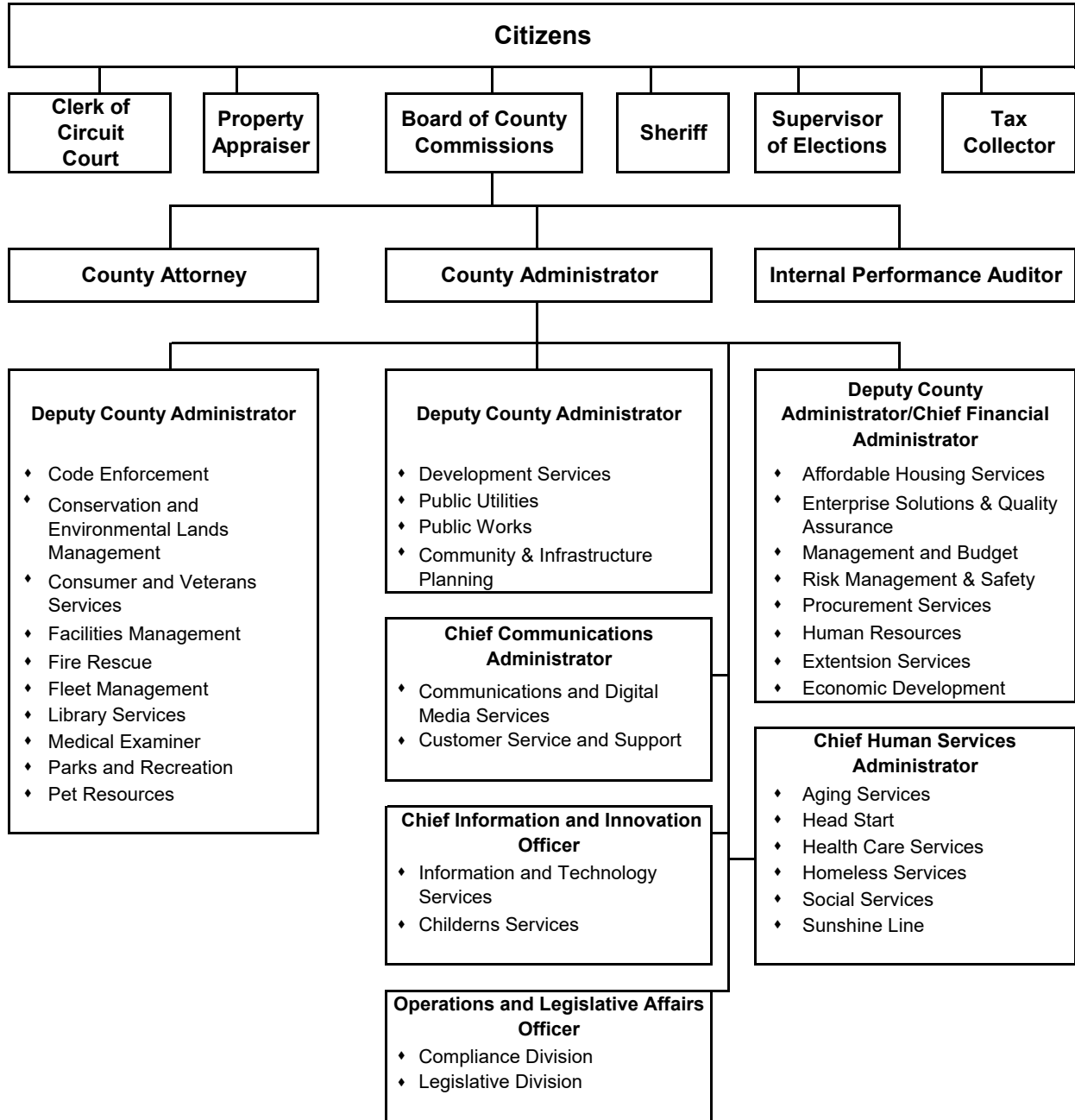
For its Comprehensive Annual
Financial Report
For the Fiscal Year Ended

September 30, 2019

Christopher P. Morill

Executive Director/CEO

Hillsborough County, Florida Organization Chart



Discretely Presented Component Units:

Housing Finance Authority of Hillsborough County

Hillsborough County City-County Planning Commission

Hillsborough Metropolitan Planning Organization

Note: Board of County Commissioners includes the Environmental Protection Commission since the County Commissioners also serve as the members of the Environmental Protection Commission.

FINANCIAL SECTION

Brownfield Redevelopment Programs

The Waste Division maintains a list of historic landfills, dating back as far as the 1920's, and have assisted in the redevelopment of 108 of these sites over the last 20 years. Though a Delegation Agreement with the State, the EPC has managed the Brownfields Program since 2004. The Florida Brownfields Program provides business incentives such as tax credits and liability protection for the cleanup of real, or perceived, environmental contamination and the redevelopment of properties where the current owner did not cause or contribute to the contamination.



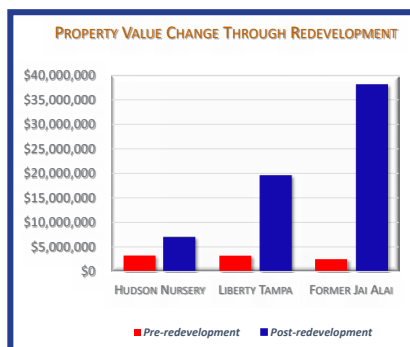
Hudson Nursery



Liberty Tampa



Jai Alai



Financial Impact of Brownfield Program

The Brownfield Program dramatically increases the value of the property's that are redeveloped.

- Hudson Nursery - \$3.8M increase
- Liberty Tampa - \$18.6M increase
- Tampa Jai Alai - \$35.2M increase



SM

Hillsborough
County Florida



Independent Auditor's Report

The Board of County Commissioners
Hillsborough County, Florida

Report on the Financial Statements

We have audited the accompanying financial statements of the governmental activities, the business-type activities, the aggregate discretely presented component units, each major fund, and the aggregate remaining fund information of Hillsborough County, Florida (the County), as of and for the year ended September 30, 2020 and the related notes to the financial statements and the respective budgetary comparison information for the General Fund, Countywide Special Purpose Fund, Sales Tax Revenue Fund, Intergovernmental Grants Fund, County Transportation Fund, Transportation Surtax Fund Local Housing Assistance Fund, and Cares Act Fund for the year then ended which collectively comprise the County's basic financial statements as listed in the table of contents.

Management's Responsibility for the Financial Statements

Management is responsible for the preparation and fair presentation of these financial statements in accordance with accounting principles generally accepted in the United States of America; this includes the design, implementation and maintenance of internal control relevant to the preparation and fair presentation of financial statements that are free from material misstatement, whether due to fraud or error.

Auditor's Responsibility

Our responsibility is to express opinions on these financial statements based on our audit. We did not audit the financial statements of the Housing Finance Authority of Hillsborough County, a discretely presented component unit, which represents 80% of the assets, 83% of the net position and 30% of the revenues of the aggregate discretely presented component units. Those financial statements were audited by an other auditor whose report has been furnished to us, and our opinion, insofar as it relates to the amounts included for the Housing Finance Authority of Hillsborough County, is based solely on the report of the other auditor. We conducted our audit in accordance with auditing standards generally accepted in the United States of America and the standards applicable to financial audits contained in *Government Auditing Standards*, issued by the Comptroller General of the United States. Those standards require that we plan and perform the audit to obtain reasonable assurance about whether the financial statements are free from material misstatement.

An audit involves performing procedures to obtain audit evidence about the amounts and disclosures in the financial statements. The procedures selected depend on the auditor's judgment, including the assessment of the risks of material misstatement of the financial statements, whether due to fraud or error. In making those risk assessments, the auditor considers internal control relevant to the entity's preparation and fair presentation of the financial statements in order to design audit procedures that are appropriate in the circumstances, but not for the purpose of expressing an opinion on the effectiveness of the entity's internal control. Accordingly, we express no such opinion. An audit also includes evaluating the appropriateness of accounting policies used and the reasonableness of significant accounting estimates made by management, as well as evaluating the overall presentation of the financial statements.

We believe that the audit evidence we have obtained is sufficient and appropriate to provide a basis for our audit opinions.

Opinions

In our opinion, based on our audit and the report of the other auditor, the financial statements referred to above present fairly, in all material respects, the respective financial position of the governmental activities, the business-type activities, the aggregate discretely presented component units, each major fund and the aggregate remaining fund information of the County as of September 30, 2020, and the respective changes in financial position and, where applicable, cash flows thereof and the respective budgetary comparison information for the General Fund, Countywide Special Purpose Fund, Sales Tax Revenue Fund, Intergovernmental Grants Fund, County Transportation Fund, Transportation Surtax Fund Local Housing Assistance Fund and Cares Act Fund for the year then ended in accordance with accounting principles generally accepted in the United States of America.

Other Matters

Required Supplementary Information

Accounting principles generally accepted in the United States of America require that the Management's Discussion and Analysis, the infrastructure condition and maintenance data, and the pension and other post employment benefit plan schedules as listed in the table of contents, be presented to supplement the basic financial statements. Such information, although not a part of the basic financial statements, is required by the Governmental Accounting Standards Board who considers it to be an essential part of financial reporting for placing the basic financial statements in an appropriate operational, economic, or historical context. We have applied certain limited procedures to the required supplementary information in accordance with auditing standards generally accepted in the United States of America, which consisted of inquiries of management about the methods of preparing the information and comparing the information for consistency with management's responses to our inquiries, the basic financial statements, and other knowledge we obtained during our audit of the basic financial statements. We do not express an opinion or provide any assurance on the information because the limited procedures do not provide us with sufficient evidence to express an opinion or provide any assurance.

Other Information

Our audit was conducted for the purpose of forming opinions on the financial statements that collectively comprise the County's basic financial statements. The introductory and statistical sections, Exhibit A, other information (Exhibits B through Y) and the combining and individual fund financial statements and schedules are presented for the purposes of additional analysis and are not a required part of the basic financial statements.

The combining and individual fund financial statements and schedules are the responsibility of management and were derived from and relate directly to the underlying accounting and other records used to prepare the basic financial statements. Such information has been subjected to the auditing procedures applied in the audit of the basic financial statements and certain additional procedures, including comparing and reconciling such information directly to the underlying accounting and other records used to prepare the basic financial statements or to the basic financial statements themselves, and other additional procedures in accordance with auditing standards generally accepted in the United States of America. In our opinion, the combining and individual fund financial statements and schedules are fairly stated in all material respects in relation to the basic financial statements taken as a whole.

The introductory and statistical sections, Exhibit A and the other information section have not been subjected to the auditing procedures applied in the audit of the basic financial statements and, accordingly, we do not express an opinion or provide any assurance on them.

Other Reporting Required by Government Auditing Standards

In accordance with *Government Auditing Standards*, we have also issued, under a separate cover, our report dated April 22, 2021, on our consideration of the County's internal control over financial reporting and on our tests of its compliance with certain provisions of laws, regulations, contracts, grant agreements and other matters. The purpose of that report is solely to describe the scope of our testing of internal control over financial reporting and compliance and the results of that testing, and not to provide an opinion on the effectiveness of the County's internal control over financial reporting or on compliance. That report is an integral part of an audit performed in accordance with *Government Auditing Standards* in considering the County's internal control over financial reporting and compliance.

RSM US LLP

Tampa, Florida
April 22, 2021



Hillsborough
County Florida

Management's Discussion and Analysis

Our discussion and analysis provides an overview of the financial activities of Hillsborough County, Florida (the County) for the fiscal year ended September 30, 2020 using the reporting model required by Governmental Accounting Standards Board (GASB) Statement No. 34. The reporting model is described in the following narrative as well as in the Notes to the Financial Statements. We encourage reading this narrative with the transmittal letters starting on the first page of this document.

Financial Highlights

- At September 30, 2020, the County's net position was about \$9.717 billion. Net position is defined as "assets and deferred outflows of resources" less "liabilities and deferred inflows of resources." Of this amount, \$8.186 billion was the net investment in capital assets, and \$1.171 billion was restricted by law, grant agreements, debt covenants, or for capital projects. As a result, \$361.4 million of unrestricted net position was available at year-end to meet the County's ongoing obligations to residents, creditors, and enterprise fund customers. This amount represents a \$305.5 million increase from the prior year's unrestricted net position of \$55.8 million. This increase is explained below.
- During the year, the County's net position increased \$219.4 million. Of this amount, governmental activities were responsible for the increase in net position of approximately \$162.4 million and business-type activities were responsible for an increase in net position of about \$57.0 million. The total net investment in capital assets increased \$61.8 million or 0.8% from the prior year.
- At September 30, 2020, the General Fund's fund balance was \$455.9 million, representing an increase of \$50.8 million or 12.5% from the previous year. The County's governmental funds in total, reported a combined fund balance at year-end of \$1.656 billion, an increase of \$137.8 million or 9.5% from the previous year.
- The County's Water Enterprise Fund had an increase in net position of \$50.5 million over the beginning balance primarily due to: capital contributions from developers of \$47.1 million; nonoperating revenues of \$4.0 million; net interest income of \$5.8 million; operating loss of \$11.8 million; a gain on disposal of capital assets of \$0.4 million; and a one-time transfer in of BP oil spill proceeds for \$5.0 million. The County's Solid Waste Enterprise Fund had a net increase in net position of \$5.7 million from the previous year primarily due to: operating income of \$3.9 million; a combination of nonoperating revenues and loss on disposal of capital assets of \$(175) thousand; and net interest income of \$1.9 million.
- The County's total liabilities increased by \$490.1 million, from the September 30, 2019 balance of approximately \$2.841 billion to the September 30, 2020 balance of \$3.230 billion. This change was primarily due to the following: The net pension liability increased \$235.4 million; notes payable increased \$29.7 million; bonds payable decreased \$(77.4) million and unearned revenues increased \$212.3 million.

More information on these financial highlights is found in the narrative that follows.

Overview of the Financial Statements

This Comprehensive Annual Financial Report consists of the Basic Financial Statements, which are high-level summary statements, as well as other statements and schedules with more detailed information. The tables and narratives that follow below provide an overview of the Basic Financial Statements and how they relate to other parts of this report.

<p>Management's Discussion & Analysis</p> <p>Basic Financial Statement</p> <p>a. Government-wide Financial Statements and Fund Financial Statements</p> <p>a. Notes to the Financial Statements</p> <p>Required Supplementary Information</p> <p>a. Infrastructure Condition and Maintenance Data</p> <p>a. Schedule of Changes in Hillsborough County's Total OPEB Liability and Related Ratios</p> <p>b. Schedule of Hillsborough County's Proportionate Share of the Florida Retirement System Net Pension Liabilities for the Pension Plan and Total Health Insurance Subsidy Program</p> <p>c. Schedule of Contributions, Florida Retirement System Pension Plan and Health Insurance Subsidy Program</p>

Description of Government-wide and Fund Financial Statements				
	Government-wide	Fund Financial Statements		
	Financial Statements	Governmental Funds	Proprietary Funds	Fiduciary Funds
Scope	Entire County except for Fiduciary Funds	Activities that are not Proprietary or Fiduciary	Activities operated similar to private businesses	Assets held on behalf of other entities
Financial Statements	<ul style="list-style-type: none"> Statement of Net Position Statement of Activities 	<ul style="list-style-type: none"> Balance Sheet Statement of Revenues, Expenditures, and Changes in Fund Balances Statement of Revenues, Expenditures, and Changes in Fund Balances -- Budget and Actual 	<ul style="list-style-type: none"> Statement of Net Position Statement of Revenues, Expenses, and Changes in Net Position Statement of Cash Flows 	<ul style="list-style-type: none"> Statement of Fiduciary Assets and Liabilities - Agency Funds
Basis of Accounting Timing of when revenues expenses or expenditures are recognized	Accrual accounting Revenues are recorded when earned. Expenses are recorded when the liabilities are incurred.	Modified accrual accounting Revenues recorded when measurable and available. Expenditures recognized when incurred with certain exceptions.	Accrual accounting Revenues are recorded when earned. Expenses are recorded when the liabilities are incurred.	Accrual accounting Increases or decreases in assets and liabilities are recorded when incurred.
Measurement Focus Types of resources being measured	Economic resources: All assets and deferred outflows of resources less all liabilities and deferred inflows of resources	Financial resources: Current assets and deferred outflows of resources less current liabilities and deferred inflows of resources	Economic resources: All assets and deferred outflows of resources less all liabilities and deferred inflows of resources	<i>Not applicable</i>

Government-wide financial statements The government-wide financial statements provide an overview of the County's financial position using the accrual basis of accounting, which is similar to the accounting used by private-sector businesses. The Statement of Net Position presents information on the assets, deferred outflows of resources, liabilities and deferred inflows and the net position of the County as a whole. Assets and deferred outflows of resources less both liabilities and deferred inflows of resources are reported as net position. Changes in net position serves as an indicator of whether the financial position of the County is improving or deteriorating. The Statement of Activities presents information showing how the County's net position changed during the fiscal year. Changes in net position are reported as soon as the underlying economic transactions occur, regardless of when cash is received or paid. Therefore, some of the revenues or expenses reported in the Statement of Activities will have cash flows in future fiscal periods. For example, certain sales taxes are shown as revenues although cash receipts will be received in the following fiscal year. An increase in unused vacation leave is recorded as an expense even though related cash outflows will occur in the future.

The government-wide financial statements show a distinction between *governmental activities*—activities that are supported primarily by taxes and intergovernmental revenues versus *business-type activities*—activities that are supported by the recovery of all or most of their costs through user fees and charges. The governmental activities of the County include general government, public safety, physical environment, transportation, economic environment, human services, and culture and recreation functions. The business-type activities of the County are the Water Enterprise and Solid Waste Enterprise operations.

The government-wide financial statements include not only the County (known as the *primary government*), but also the legally separate entities for which the County is financially accountable (known as *component units*). The Housing Finance Authority of Hillsborough County, Metropolitan Planning Organization and Hillsborough County City-County Planning Commission are the only discretely presented component units of the County. The financial activities of these component units are reported separately from the financial information of the primary government. Separate financial statements are not prepared for the Hillsborough County City-County Planning Commission, but financial and other information including budget and actual comparisons are available. For more information, see Note 1.A., *Financial Reporting Entity*, in the *Notes to the Financial Statements* portion of the *Basic Financial Statements*. The Hillsborough County Civil Service Board, although was legally separate, was included as a part of the primary government because it was fiscally dependent on the County and it provided services almost entirely to the primary government. The Hillsborough County Civil Service Board was dissolved effective October 1, 2019.

Fund financial statements A fund is a grouping of related accounts that is used to maintain control over resources that have been segregated for specific activities or objectives. The County uses fund accounting to demonstrate and ensure compliance with legal, legislative, contractual, and other finance-related provisions. All of the County's funds may be divided into three categories: governmental, proprietary, and fiduciary funds.

Governmental funds Most of the County's basic services are reported in governmental funds, which focus on how money or other spendable resources flow into and out of those funds and the level of balances remaining at year-end that are available for expenditure. These funds are reported using an accounting method called modified accrual accounting, which measures cash and all other financial assets that can be readily converted to cash. The governmental fund financial statements provide a detailed short-term view of the County's general governmental operations. Governmental fund information helps determine the extent to which financial resources are available for expenditure on County programs. Reconciliations of the differences between the government-wide and fund financial statements are provided immediately after the Balance Sheet - Governmental Funds and Statement of Revenues, Expenditures, and Changes in Fund Balances - Governmental Funds, respectively, in the Basic Financial Statements.

Funds that are significant in terms of revenues, expenditures, assets or liabilities, or are required to be separately reported are identified as major funds in the Basic Financial Statements. Budget and actual comparison statements are also presented in the Basic Financial Statements for the General Fund and each major special revenue fund with a legally adopted annual budget. The County's nonmajor funds, and budget and actual comparison schedules for any nonmajor governmental funds with annually appropriated budgets, are presented in the Combining and Individual Fund Statements and Schedules section.

Proprietary funds The County uses Enterprise and Internal Service proprietary funds. Enterprise funds are used to report the same functions presented as business-type activities in the government-wide financial statements. The County uses enterprise funds to account for its Water Enterprise and Solid Waste Enterprise operations. Both of these operations are considered to be major proprietary funds of the County. Internal service funds are used to accumulate and allocate costs internally among the County's other functions. The County uses internal service funds to account for self-insurance, fleet management, and the Sheriff's risk management programs. These programs are included within governmental activities in the government-wide financial statements because they predominantly benefit governmental rather than business-type functions. The three internal service funds are combined into a single presentation in the proprietary fund financial statements. Information on individual internal service funds is provided in the Combining and Individual Fund Statements and Schedules section of this report. The proprietary fund financial statements are found in the Basic Financial Statements.

Fiduciary funds Fiduciary funds are used to account for resources held for the benefit of parties outside the government. Agency funds are the only type of fiduciary fund used by the County. The amounts in these agency funds are not included in the government-wide financial statements because the resources of these funds are not available to support the County's own programs. However, the Statement of Fiduciary Assets and Liabilities—Agency Funds in the Basic Financial Statements is provided for information on the agency funds. In addition, the individual agency funds are presented in the Combining and Individual Fund Statements and Schedules section.

Notes to the financial statements The notes provide additional information for a more complete understanding of the information in the government-wide and fund financial statements.

Other information In addition to the Basic Financial Statements and accompanying notes, this report also presents *Infrastructure Condition and Maintenance Data, Schedule of Changes in Total OPEB Liability and Related Ratios, Schedule of Hillsborough County's Proportionate Share of the Florida Retirement System Net Pension Liabilities for the Pension Plan and Health Insurance Subsidy Program, and Schedule of Contributions, Florida Retirement System Pension Plan and Health Insurance Subsidy Program*, located immediately after the *Notes to the Financial Statements*. In addition, the *Statistical Section* is located at the end of this report. The combining statements for the nonmajor funds, internal service funds, and agency funds, as well as individual fund budget and actual comparison schedules are found in the *Combining and Individual Fund Statements and Schedules* section of this report. The Schedule of Receipts and Expenditures of Funds Related to the Deepwater Horizon Oil Spill is presented in *Other Supplementary Information*.

Government-wide Financial Analysis

Over time, *net position* may serve as the most useful indicator of a government's financial position. At September 30, 2020, the County's total net position, i.e. total assets and deferred outflows of resources less both liabilities and deferred inflows of resources, was \$9.717 billion. As shown on the chart on the following page, the County reported positive balances at September 30, 2020, in all three categories of net position for governmental activities, business-type activities, and the County as a whole, with the exception of unrestricted net position for governmental activities.

A significant portion of the County's net position (84.2%) is identified as net investment in capital assets, which is capital assets such as land, buildings, equipment, and infrastructure, less related debt outstanding that was used to acquire or construct those assets and accumulated depreciation. Since the County uses capital assets to provide services to its residents, the net position identified as "net investment in capital assets" is not available for future spending. In fact the payment of maintenance and debt service costs on those capital assets will themselves require governmental resources. Another portion of the County's net position is restricted net position, which is assets plus deferred outflows of resources less liabilities and less deferred inflows of resources subject to external constraints such as from debt covenants, grantors, laws or regulations, or restrictions through enabling legislation. Unrestricted net position (or assets plus deferred outflows of resources less liabilities less deferred inflows of resources less restricted net position) represents net position available to meet the County's ongoing obligations to residents, creditors, and enterprise fund customers. Significant changes between years are described later.

**Hillsborough County, Florida
Net Position**

	Governmental Activities		Business-Type Activities		Total Primary Government	
	2020	2019	2020	2019	2020	2019
<i>(Amounts in thousands)</i>						
Current and other assets	\$ 2,356,886	2,009,875	869,914	867,842	3,226,800	2,877,717
Capital assets	7,861,578	7,711,514	1,473,773	1,450,288	9,335,351	9,161,802
Total assets	<u>10,218,464</u>	<u>9,721,389</u>	<u>2,343,687</u>	<u>2,318,130</u>	<u>12,562,151</u>	<u>12,039,519</u>
Deferred outflows of resources	393,933	365,145	28,889	24,983	422,822	390,128
Current Liabilities	606,583	329,616	95,376	106,338	701,959	435,954
Long-term liabilities	1,982,005	1,845,536	545,959	559,764	2,527,964	2,405,300
Total liabilities	<u>2,588,588</u>	<u>2,175,152</u>	<u>641,335</u>	<u>666,102</u>	<u>3,229,923</u>	<u>2,841,254</u>
Deferred inflows of resources	35,226	85,213	2,327	5,110	37,553	90,323
Net position:						
Net investment in capital assets	7,140,771	7,128,521	1,045,194	995,691	8,185,965	8,124,212
Restricted	1,021,736	847,370	148,431	470,657	1,170,167	1,318,027
Unrestricted (deficit)	(173,924)	(149,722)	535,289	205,553	361,365	55,831
Total net position	<u>\$ 7,988,583</u>	<u>7,826,169</u>	<u>1,728,914</u>	<u>1,671,901</u>	<u>9,717,497</u>	<u>9,498,070</u>

There was a \$162.4 million increase in the County's net position represented by governmental activities. The growth in net position from governmental activities represented 74.0% of the County's total growth in net position of \$219.4 million. Governmental revenues fell \$(146.1) million from the prior year, while expenses rose \$109.5 million compared to the prior year. The chart on the following page describes changes in net position between the current and prior fiscal years. Key net position changes during fiscal year 2020 are described below. Expense variance explanations are provided on the next few pages.

Governmental Activities

- **Charges for services** decreased \$(3.4) million or (1.3)% primarily due to the following: The County's charges for services decreased \$(9.9) million which was attributable to decreased activity in virtually all facets of government due to COVID-19. This decrease was partially offset by a \$5.1 million increase in impact fees in the Transportation fund, a \$0.5 million increase in land use / zoning fees and a \$1.2 million increase in ambulatory fees in the Unincorporated Area General Fund.
- **Operating grants and contributions** increased \$84.3 million or 87.4%. This increase was primarily concentrated in the following areas: a \$3.7 million increase in funding to the Supervisor of Elections to provide COVID-19 safe elections; a \$3.1 million increase in state appropriations to the Clerk Court Operations Special Revenue Fund; a net \$3.2 million increase from various increases and decreases in grant funding related to the general government function; CARES Act funding resulted in an increase of \$55.9 million; a \$2.3 million increase in intergovernmental grant reimbursements related to public safety expenditures; an increase of \$6.9 million related to Hurricane IRMA disaster relief and a \$7.6 million increase in other Economic Environment expenditure reimbursements account for the majority of the increase. The remaining \$2.6 million was related to an increase in Human Services expenditure reimbursements.

- **Capital grants and contributions** decreased \$(278.7) million or (88.0)%. Infrastructure contributions decreased by \$(286.6) million, which was primarily offset by an increase in capital grant contributions of \$10.0 million.

Hillsborough County, Florida Changes in Net Position

(Amounts in thousands)	Governmental Activities		Business-type Activities		Total Primary Government	
	2020	2019	2020	2019	2020	2019
Revenues:						
Program revenues:						
Charges for service	\$ 266,698	270,109	394,410	363,984	661,108	634,093
Operating grants and contributions	180,756	96,431	--	77	180,756	96,508
Capital grants and contributions	37,829	316,504	47,093	82,135	84,922	398,639
Restricted investment earnings	--	--	22,587	28,250	22,587	28,250
General revenues:						
Property taxes	894,943	820,638	--	--	894,943	820,638
Sales taxes, state shared revenue	563,650	563,208	--	--	563,650	563,208
Other taxes	50,056	56,429	--	--	50,056	56,429
Investment earnings	50,659	58,445	--	--	50,659	58,445
Gain (loss) - sales of capital assets	2,605	10,967	354	543	2,959	11,510
Other revenues	28,464	29,064	3,800	4,314	32,264	33,378
Total revenues	2,075,660	2,221,795	468,244	479,303	2,543,904	2,701,098
Expenses						
General government	433,745	413,543	--	--	433,745	413,543
Public safety	817,271	688,762	--	--	817,271	688,762
Physical environment	54,846	52,372	--	--	54,846	52,372
Transportation	126,434	208,565	--	--	126,434	208,565
Economic environment	91,531	64,997	--	--	91,531	64,997
Human services	268,031	259,544	--	--	268,031	259,544
Culture and recreation	93,334	87,499	--	--	93,334	87,499
Interest on long-term debt	23,054	23,500	--	--	23,054	23,500
Water Resource Services System	--	--	304,789	287,146	304,789	287,146
Solid Waste Resource Recovery	--	--	111,442	106,065	111,442	106,065
Total Expenses	1,908,246	1,798,782	416,231	393,211	2,324,477	2,191,993
Transfers	(5,000)	--	5,000	--	--	--
Change in net position	162,414	423,013	57,013	86,092	219,427	509,105
Net position, beginning of year	7,826,169	7,403,156	1,671,901	1,585,809	9,498,070	8,988,965
Net position, end of year	\$ 7,988,583	7,826,169	1,728,914	1,671,901	9,717,497	9,498,070

- **Property tax revenues** increased \$74.3 million or 9.1% due to a \$8.92 billion or 9.4% increase in the taxable assessed value of real property in Hillsborough County for 2019. The change in assessed values of real estate in fiscal year 2019 affected property tax revenues in fiscal year 2020 because there is a lag from the time of assessment to the time taxes are due. This increase in assessed values for fiscal year 2019 was the result of real property market values rising \$10.75 billion, offset by property tax exemptions rising only \$1.80 billion (since market values less exemptions equal assessed values).
- **Sales tax revenues and state shared revenues**, as a combined category, increased \$0.4 million or 0.1% from the prior year primarily due a \$10.5 million increase in discretionary sales surtaxes, which includes the transportation surtax and the infrastructure surtax. This increase was almost entirely offset by decreases in fuel taxes of \$(3.0) million and a decrease in state shared revenues of \$(7.1) million as the state's economy slowed significantly due to COVID-19 .
- **Other taxes** decreased \$(6.4) million or (11.3)%, primarily due to a \$(6.6) million decrease in tourist development taxes from a dramatic drop in use of hotels during the year resulting from COVID-19 and related travel bans. This decrease was partly offset by a \$0.2 million increase in Communications Services Tax revenues due to an increase in the number of subscribers in the County.
- **Investment earnings**, which is the sum of actual interest and changes in the fair value of the investment portfolio, fell \$(7.8) million or (13.3)% from the previous year. The overall effective rate of return of the Investment Pool for fiscal year 2020 was 1.90% compared to the benchmark rate of 1.84% (a weighted average of the ICE Bank of America Merrill Lynch 3-month US Treasury Bill and the 1-3 Year US Treasury Note Indexes). The Investment Pool's rate of return for fiscal year 2019 was 2.18%.
- **Other revenues** declined \$(0.6) million or (2.1)%, primarily due to a \$1.1 million increase related to prior year expenditure refunds associated with the Sheriff's medical plan internal service fund. This increase was completely offset by decreases in prior year expenditure refunds of \$(1.7) million .
- **General government** expenses increased \$20.2 million or 4.9%, primarily due to the following: There was an increase of \$17.5 million related to the distribution of impact fees to the School Board in fiscal year 2020 for construction of schools. A \$2.6 million increase in computer software annual maintenance agreements and a \$2.2 million increase in compensated absences expense attributable to the general government function.
- **Public safety** expenses increased \$128.5 million or 18.7%, primarily due to the following: \$83.5 million increase in disaster relief expenditures related to COVID-19. There was an increase in the pension expense allocated to public safety of \$10.5 million, a \$1.6 million increase in aid to other governments, a \$12.1 million increase in expenditures in the Sheriff's portion of the General Fund, primarily due to increased payroll and insurance costs. A \$4.3 million increase in depreciation expense related to the Sheriff's assets and a \$5.1 million increase in claims expense paid by the Sheriff through its Internal Service Fund. In addition, there was a combined \$10.4 million increase in public safety expenses for Fire Rescue primarily due to personnel costs and professional services.

- **Physical environment** expenses increased \$2.5 million or 4.7%, primarily due to an increase of \$2.3 million in stormwater preservation expenses and various increases and decreases in expenditures that net to an increase of \$0.2 million.
- **Transportation** expenses decreased \$(82.1) million or (39.4)% due to items such as the following: There was a decrease in the impact fee offsets buyback program of (\$14.4) million and a \$(67.6) million comparative decrease in infrastructure preservation expense related to maintenance of the Bruce B Downs Boulevard intersection project during the prior year and was not repeated during fiscal year 2020.
- **Economic environment** expenses increased \$26.5 million or 40.8% from prior year primarily due to: an increase in the pension expense allocation to economic environment of \$2.2 million, an increase in the depreciation expense allocation to economic environment of \$0.5 million, an increase of \$22.5 million in new CARES Act related grants and aids expenses and an increase in personnel expenses of \$1.0 million.
- **Human services** expenses increased \$8.5 million or 3.3% primarily due to an increase in pension expense allocation to human services in the amount of \$1.1 million, and increase in grants and aids of \$4.2 million, an increase in professional services of \$9.4 million partially offset by a \$(1.3) million decrease in contract personnel services, a decrease in personnel expenses of \$(3.8) million and a decrease in depreciation expenses allocated to human services of \$(0.8) million.
- **Culture and recreation** expenses increased \$5.8 million or 6.7% due an increase in grants and aids of \$0.5 million, an increase in personnel expenditures of \$2.5 million, an increase in maintenance expenditures of \$3.2 million, an increase in the allocation of pension expenses to culture and recreation of \$0.6 million.
- **Interest on long-term debt** decreased \$(0.4) million or (1.9)% due to a \$1.5 million increase in interest expense and a \$(1.9) million decrease in other debt service costs as there were no new bonds issued during the fiscal year.

Business-type activities

The **Water Enterprise** provides potable water as well as the collection, treatment, and environmentally safe disposal of wastewater for the County's unincorporated area residents. The Water Enterprise's principal assets consist of four water and seven wastewater treatment plants. Water program revenues fell \$(9.0) million or (2.3)% from the previous year primarily due to these factors: Water, wastewater and reclaimed water charges increased \$29.2 million, capital grants/contributions fell \$(35.0) million due to a decrease in capital contributions from developers, investment earnings decreased \$(3.9) million, other revenues increased \$0.7 million. Water program expenses increased by \$44.5 million primarily due to the following: \$7.0 million increase in contractual services; a \$(2.3) million decrease in repairs and maintenance; a \$1.0 million increase in pension expense; a \$(1.8) million decrease in utilities; a \$(0.3) decrease in supplies; a \$2.2 million increase in personnel services and an increase of \$39.1 million in depreciation expense related to the substantial completion and capitalization of the new Northwest Regional Water System.

The **Solid Waste Enterprise** primarily provides solid waste collection and disposal services to the County's unincorporated area residents and businesses. The Solid Waste System's principal assets include a waste-to-energy plant, a 1,500-acre sanitary landfill, and neighborhood refuse collection sites. The Solid Waste Enterprise's program revenues were down \$(2.6) million or (2.2)% compared to the prior year due to an increase in residential disposal and collection assessments, recycling revenues, commercial and municipal disposal fees of \$1.6 million. These increases were partially offset by a decreases in nonoperating revenues totaling \$(4.2) million. Solid Waste program expenses increased \$4.5 million primarily due to an increase in contractual services and landfill closure and post closure care partially offset by a decrease in depreciation and amortization.

Fund Financial Analysis

The County uses fund accounting to demonstrate and ensure compliance with legal, legislative, contractual, and other finance-related provisions.

Governmental funds The focus of the County's governmental funds is to provide information on near-term inflows, outflows, and balances of spendable resources. This information is useful in determining the County's financial resources. Unreserved fund balance at year-end is a good measure of a government's net resources available for expenditure.

At September 30, 2020, the County's governmental funds reported combined ending fund balances of \$1,656.5 million, an increase of \$133.2 million from the previous year. This increase was the result of a combination of changes in fund balances such as the following:

The fund balance of the General Fund increased by \$50.1 million. This increase was driven by the increase in ad valorem property tax revenue. The fund balance of the Transportation Surtax Fund increased by \$101.1 million. This increase was mainly due to a full year of Transportation Surtax revenue being collected, whereas the prior fiscal year only had a partial year of collections. The fund balance of the Sales Tax Revenue Fund decreased by \$(4.7) million. This decrease was due to lower Tourist Development tax revenues as a result of COVID-19 and the resulting travel restrictions and business lock-downs. The Intergovernmental Grants fund increased by \$8.2 million due to an internal transfer from the Self-Insurance Fund for current and future COVID-19 related expenditures. The fund balance of the County Transportation Fund decreased by \$(7.9) million due to lower gas taxes and state shared revenues as a result of COVID-19 and the resulting travel restrictions, lock-downs and more people working from home. The Local Housing Assistance Fund decreased \$(1.6) million due to no allocation from the state of Florida. Other increases and decreases in fund balances of various nonmajor funds net to account for the remaining decrease of \$(28.0) million.

About \$440.4 million or 26.6% of ending combined fund balances consisted of unassigned fund balances, which are available for spending at the government's discretion. The remainder of the funding is categorized as nonspendable, restricted, committed or assigned in accordance with the GASB Statement No. 54, *Fund Balance Reporting and Governmental Fund Type Definitions*. See Note 13, Governmental Fund Balances, for more information.

Proprietary funds The proprietary funds provide the same type of information found in the government-wide financial statements, but in more detail.

The Water Enterprise Fund's charges for services revenues were \$283.2 million. This was a \$30.3 million or 12.0% increase from fiscal year 2019. The revenue increase was primarily due to higher water, wastewater and reclaimed water charges. At September 30, 2020, unrestricted net position of the Water Enterprise Fund was \$416.3 million, an increase of \$21.1 million from the prior year. This was primarily due to the substantial completion and capitalization of the new Northwest Regional Water System and the corresponding depreciation expenses.

The Solid Waste Enterprise Fund's charges for services revenues were \$111.0 million. This was a \$1.6 million or 1.5% increase from fiscal year 2019. The revenue increase was primarily due to increases in residential disposal and collection assessments, recycling revenues, and commercial and municipal disposal fees. At September 30, 2020, unrestricted net position of the Solid Waste Enterprise Fund was \$116.4 million, an increase of \$6.4 million over the prior year. See previous section on business-type activities for more information.

General Fund Budgetary Highlights

Budget and actual comparison statements are provided in the *Basic Financial Statements* for the General Fund and all major special revenue funds with legally adopted annually appropriated budgets. Budget and actual comparison schedules are also provided in the *Combining and Individual Fund Statements and Schedules* section for all nonmajor funds with legally adopted annually appropriated budgets. The budget and actual comparison statements and schedules show the original adopted budget, the final revised budget, and actual results.

Since the constitutional officers are considered a part of the Hillsborough County Primary Government, the General Fund includes the general operating funds of the Sheriff, Tax Collector, Property Appraiser, Supervisor of Elections, and Clerk of Circuit Court. For fiscal year 2020, total General Fund expenditures on the budgetary basis budget and actual statement were \$36.3 million higher than the previous year, and \$129.0 million lower than the final budget due to a significantly higher level of expenditures budgeted compared to the prior year.

After the original budget is approved, it may be revised for a variety of reasons such as unforeseen circumstances, corrections of errors, new bond or loan proceeds, or new grant awards. During fiscal year 2020, supplemental appropriations to the Board of County Commissioners' budget, excluding component units, were approximately \$504 million or 7.6% of the original legally adopted budget. Supplemental appropriations to the General Fund budget were approximately \$4.3 million on the budgetary basis.

Capital Assets and Debt Administration

Capital assets At the end of fiscal year 2020, the County's governmental activities had \$7.862 billion in a broad range of capital assets, including land, equipment, buildings, construction in progress, and infrastructure. Infrastructure consists of transportation system-related assets such as paved roadways, bridges and stormwater assets including ancillary components such as sidewalks and curbs. See the following table for more information.

Hillsborough County, Florida
Capital Assets Net of Accumulated Depreciation at Year-End

<i>(Amounts in thousands)</i>	Governmental Activities		Business-type Activities		Total Primary Government	
	2020	2019	2020	2019	2020	2019
Primary Government:						
Land	\$ 609,932	582,188	42,853	43,119	652,785	625,307
Building	424,726	443,383	434,542	221,306	859,268	664,689
Improvements other than buildings	149,841	134,212	887,319	892,227	1,037,160	1,026,439
Equipment	129,955	108,557	15,452	13,499	145,407	122,056
Intangibles	4,323	2,967	3,302	3,039	7,625	6,006
Infrastructure	6,389,306	6,346,741	--	--	6,389,306	6,346,741
Construction in progress	153,495	93,466	90,305	277,098	243,800	370,564
Totals	<u>\$ 7,861,578</u>	<u>7,711,514</u>	<u>1,473,773</u>	<u>1,450,288</u>	<u>9,335,351</u>	<u>9,161,802</u>

Infrastructure is not depreciated since the County has an asset management system in place and has made a commitment to incur the maintenance expenses necessary (a) to preserve infrastructure assets at or above a condition of fair, on a scale from failed, poor, fair and good, to excellent, and (b) to preserve its paved roadway subset at or above a condition of 56 on the American Society for Testing and Materials (ASTM) pavement condition index from 0 to the highest level of 100. Both of these target condition levels were achieved with actual infrastructure condition at fair or above and paved roadway miles at or above 56. The actual fiscal year 2020 maintenance expenditures for the preservation of infrastructure were \$133.2 million versus \$173.5 million estimated. Actual fiscal year 2020 maintenance expenditures were 39% lower than actual fiscal year 2019 expenditures. The County continued to meet infrastructure preservation goals. See the *Infrastructure Condition and Maintenance Data* section in Required Supplementary Information for more information. The \$150.1 million increase in net capital assets of governmental activities during fiscal year 2020 was attributed to the following:

- Land, rights-of-way, and infrastructure asset contributions received from real estate developers and others, as well as equipment donated to the County were responsible for \$70.3 million of the increase in capital assets.
- Capital outlay expenditures of \$276.4 million accounted for the largest part of the total increase in capital assets during the fiscal year. Although there were total capital outlay expenditures of \$276.4 million, only \$169.1 million of it resulted in capital asset additions because \$65.0 million of capital outlay costs were not capitalized as explained below. Total capital outlay expenditures of \$276.4 million consisted of: County transportation construction projects, \$58.3 million; Community Investment Tax-funded infrastructure capital projects, \$14.5 million; Unincorporated Area special purpose projects, \$24.7 million; library construction, \$10.2 million; acquisition of environmentally sensitive lands, \$15.7 million; capital projects funded by the commercial paper program, \$31.2 million; Countywide capital projects, \$4.8 million; 2019 capital improvement bonded projects, \$50.2 million; Unincorporated Area capital projects, \$5.8 million; Tax Collector capital projects, \$3.2 million; Countywide general fund, \$4.8 million; Clerk of Circuit Court, \$3.2 million and all other remaining funds, \$7.5 million. Capital asset acquisitions of the Internal Service Funds accounted for an additional \$5.6 million of the increase in capital assets.
- The \$65.0 million capital outlay expenditures that did not lead to capital asset additions were primarily for infrastructure preservation costs and library books. Infrastructure preservation costs, which totaled \$59.1 million, were not capitalized under the modified approach for infrastructure asset accounting. \$4.3 million of other non-capitalizable expenditures recorded as capital outlay in the fund financial statements were reclassified to operating expenses in the Statement of Activities. Library book purchases that did not meet the \$1,000 capitalization threshold, totaling \$1.6 million, were not capitalized. These items were treated as expenses in the Statement of Activities because they did not increase capital assets.
- Depreciation expense accounted for \$85.5 million of the reduction in capital assets. Infrastructure disposals accounted for \$0.9 million of the reduction. Non-infrastructure disposals of capital assets including Internal Service Fund disposals during the year accounted for an additional \$0.2 million of the reduction.

The \$3.4 million decrease in capital assets of business-type activities during fiscal year 2020 was primarily attributed to additions of \$96.8 million and contributions from developer and others of \$26.0 million, offset by depreciation/amortization expense of \$126.2 million. See Note 6, *Capital Assets*, in the *Notes to the Financial Statements* for more information.

Long-term liabilities At September 30, 2020, the County had 19 bonded debt issues outstanding. These issues included \$118.8 million in general obligation bonds, \$580.4 million in revenue bonds, and \$12.2 million in Enterprise Fund revenue bonds. At September 30, 2020, all \$147.4 million of notes payable and \$64.7 million of notes from direct borrowings and direct placements were reported in Governmental Activities. There were no notes payable in the Enterprise Funds. The County's short-term commercial paper note program is supported by a third-party letter of credit. See the chart of long-term liabilities outstanding at year-end on the next page.

Hillsborough County, Florida Outstanding Long-Term Liabilities, at Year-End

	Governmental Activities		Business-type Activities		Total Primary Government	
	2020	2019	2020	2019	2020	2019
<i>(Amounts in thousands)</i>						
General obligation bonds, net*	\$ 118,816	115,699	--	--	118,816	115,699
Revenue bonds *	580,396	580,396	12,175	475,761	592,571	1,056,157
Notes payable	147,383	38,722	--	--	147,383	38,722
Notes from direct borrowings and direct placements	64,692	60,496	--	--	64,692	60,496
Compensated absences payable	181,041	50,489	3,915	3,686	184,956	54,175
Insurance claims payable**	321,669	31,891	--	--	321,669	31,891
Net pension liability	1,200,341	976,895	--	54,559	1,200,341	1,031,454
Total OPEB liability	116,756	114,691	--	4,180	116,756	118,871
Other long-term debt	--	--	--	41,127	-	41,127
Totals	\$ 2,731,094	1,969,279	16,090	579,313	2,747,184	2,548,592

*Bonds are presented net of deferred losses on bond refundings, and unamortized bond discounts and premiums.

**The Hillsborough County Health Care Program for low-income residents had an "insurance claims payable, current" liability of \$4,792,000 reported for claims incurred but not reported and reported but not paid, which is shown in the Statement of Net Position and Balance Sheet -- Governmental Funds. This is not included in the chart above because it is not a long-term liability.

The County has been assigned the highest possible credit ratings on its general creditworthiness by all three credit rating agencies. The County's high credit ratings are a notable achievement since they generally lead to lower interest costs on debt issuances. The County's debt obligations are issued and administered in a manner that helps achieve the highest possible credit rating while sustaining the long-term financial integrity of the County.

Credit ratings assigned to the County's debt at September 30, 2020 by Moody's Investors Service (Moody's), Standard and Poor's Ratings Services (S&P), and Fitch Ratings are shown below:

Hillsborough County, Florida, Credit Ratings at September 30, 2020			
Type of Debt Issue	Moody's	S&P	Fitch Ratings
General obligation bonds (i.e. general credit ratings)	Aaa	AAA	AAA
Revenue bonds supported by the County's share of the Community Investment Tax (CIT)	A1	AA	AA
Revenue bonds supported by a covenant to budget and appropriate legally available non-ad valorem revenue	Aa2	AA+	AA+
Revenue bonds supported by the County's share of the Half-Cent Sales Tax from state of Florida	Aa1	AAA	AA+
Revenue bonds supported by Water and Wastewater System Enterprise System revenue	Aaa	AA+	AAA
Revenue bonds supported by Solid Waste Resource System Enterprise Fund	A1	AA+	A+
Revenue bonds supported by the County's Fourth Cent Tourist Development Tax	A1	AA-	AA-
Revenue bonds supported by the County's Fifth Cent Tourist Development Tax	A1	AA	AA-
Revenue bonds supported by the County's Communications Services Tax	Aa1	AA+	AA+
Commercial paper notes (rating includes letter of credit enhancement)	P-1	A-1	F1
Long-term credit ratings from highest to lowest investment grade: Aaa, Aa1, Aa2, Aa3, A1, A2, A3, Baa1, Baa2, Baa3 (Moody's). AAA, AA+, AA, AA-, A+, A, A-, BBB+, BBB, BBB- (S&P and Fitch)			
Short-term credit ratings from highest to lowest investment grade: P-1, P-2, P-3 (Moody's); A-1+, A-1, A-2, A-3 (S&P); F1+, F1, F2, F3 (Fitch)			

For more information on long-term liabilities see Note 7, *Long-Term Liabilities*, in the *Notes to the Financial Statements*.

Economic Factors

Local, national, and international economic factors influence the County's revenues in a variety of ways. Positive economic growth is correlated with increased revenues from property taxes, sales taxes, fuel taxes, charges for services, and state revenue sharing, as well as state and federal grants. Economic growth may be measured by a variety of indicators such as employment growth, employment diversity, unemployment rate, new construction and assessed values, diversity of the property tax base, and Enterprise Fund revenue and net position growth.

- Ad valorem property taxes represented 43% of total revenues from governmental activities for fiscal year 2020. These revenues are based on assessed values (market value less exemptions). After reaching an all-time high to date of \$80.05 billion in fiscal year 2007, the assessed value of real estate in the County fell over several years to reach a low of \$53.57 billion in 2012, a decline of 33% from its peak. These declines in assessed values were due to a combination of lower market values and higher exemptions set by state law. In 2020 a new all-time high was reached. Assessed values rose to \$103.38 billion, a rise of 92.99% from the low in 2012, due to a strong real estate market.
- The fact that the ten largest property taxpayers in the County represent only 5.0% of the total ad valorem property tax levy indicates that the County has a diversified tax base. Hillsborough County's diversified property tax base should continue to provide a stabilizing effect on property tax revenues in the future.
- Sales-related taxes such as fuel taxes, discretionary sales surtaxes, communications services taxes, and state shared revenues represented 27.2% of total revenues from governmental activities for fiscal year 2020. Sales-related taxes and state shared revenues are linked to employment within the County. Hillsborough County's annual average unemployment rate in 2019 was 5.9% compared to 3.1%, in the prior year. The County's 2019 unemployment rate was 1.3 percentage points lower than the Florida rate of 7.2% and 1.8 percentage points lower than the national rate of 7.7%.
- Hillsborough County also has a diversified employment base. The top 19 employers in the County employ only 20.8% of the total employees within the County. In addition, employment within the County is spread among a wide variety of categories including education, health, restaurants and entertainment, professional and business services, government, finance/insurance/real estate, construction, transportation, communications, wholesale/retail trade, and manufacturing. The County's diversified employment base provides a stabilizing effect on the County's sales-related revenues.

The economic factors described above show that the County's general, i.e. non-program, revenue of \$1.585 billion is well proportioned between property tax revenues of \$895 million and sales-related revenues of \$614 million. In addition, there is wide variety in the types of property tax taxpayers and employers in Hillsborough County, both of which tend to stabilize County's revenues. More information on economic factors is provided in the Statistical Section.

To Obtain Further Information

This financial report was designed to provide an overview of the County's finances. If you have any questions concerning the Basic Financial Statements or other accounting information in this report, please contact the finance director or financial reporting manager. If you have any questions concerning budgets, long-term financial planning, future debt issuances, or the management of County operations, please contact the county administrator. Contact information is shown below:

County Finance Department
County Center, 12th Floor
PO Box 1110
Tampa, Florida 33601-1110

Office of the County Administrator
County Center, 26th Floor
PO Box 1110
Tampa, Florida 33601-1110

HILLSBOROUGH COUNTY, FLORIDA
Statement of Net Position
September 30, 2020
(amounts in thousands)

	Primary Government			Component Units
	Governmental Activities	Business-Type Activities	Total	
ASSETS				
Current assets:				
Cash and cash equivalents	\$ 298,971	104,705	403,676	9,808
Investments	666,500	363,667	1,030,167	736
Accounts receivable, net	8,892	30,077	38,969	126
Accounts receivable, long-term, current portion	--	1,446	1,446	--
Interest receivable	2,931	1,631	4,562	2
Delinquent ad valorem taxes receivable	1,732	37	1,769	--
Due from other governmental units	20,034	--	20,034	5,222
Internal balances - due from (to)*	(9,862)	1,530	--	--
Inventories	11,050	3,859	14,909	--
Prepaid items	8,254	1,896	10,150	41
Total unrestricted current assets	<u>1,008,502</u>	<u>508,848</u>	<u>1,525,682</u>	<u>15,935</u>
Restricted current assets:				
Cash and cash equivalents	284,643	38,243	322,886	--
Investments	940,519	132,870	1,073,389	565
Accounts receivable, net	763	82	845	--
Accounts receivable, long-term, current portion	--	8,360	8,360	--
Interest receivable	4,095	553	4,648	--
Delinquent ad valorem taxes receivable	177	--	177	--
Due from other governmental units	104,175	2,780	106,955	--
Internal balances - due from (to)*	8,138	194	--	--
Inventories	4,325	--	4,325	--
Prepaid items	102	--	102	--
Total restricted current assets	<u>1,346,937</u>	<u>183,082</u>	<u>1,521,687</u>	<u>565</u>
Total current assets	<u>2,355,439</u>	<u>691,930</u>	<u>3,047,369</u>	<u>16,500</u>
Noncurrent assets:				
Restricted noncurrent assets:				
Notes and loans receivable	--	--	--	9,909
Other assets	1,447	--	1,447	--
Total restricted noncurrent assets	<u>1,447</u>	<u>--</u>	<u>1,447</u>	<u>9,909</u>
Capital assets (net of accumulated depreciation)				
Land	609,932	42,853	652,785	--
Infrastructure	6,389,306	--	6,389,306	--
Construction in progress	153,495	90,305	243,800	--
Total non-depreciable assets	<u>7,152,733</u>	<u>133,158</u>	<u>7,285,891</u>	<u>--</u>
Buildings	424,726	434,542	859,268	--
Improvements other than buildings	149,841	887,319	1,037,160	--
Equipment	129,955	15,452	145,407	--
Intangibles	4,323	3,302	7,625	--
Total depreciable assets, net	<u>708,845</u>	<u>1,340,615</u>	<u>2,049,460</u>	<u>--</u>
Total capital assets, net	<u>7,861,578</u>	<u>1,473,773</u>	<u>9,335,351</u>	<u>--</u>
Accounts receivable, long-term	--	177,984	177,984	--
Total noncurrent assets	<u>7,863,025</u>	<u>1,651,757</u>	<u>9,514,782</u>	<u>9,909</u>
Total assets	<u>10,218,464</u>	<u>2,343,687</u>	<u>12,562,151</u>	<u>26,409</u>
DEFERRED OUTFLOWS OF RESOURCES				
Bond refunding losses	3,877	3,304	7,181	--
Hedging derivatives	--	--	--	12
Pensions	356,180	18,815	374,995	--
Purchase price in excess of book value	--	5,856	5,856	--
OPEB	33,876	914	34,790	--
Total deferred outflows of resources	<u>\$ 393,933</u>	<u>28,889</u>	<u>422,822</u>	<u>12</u>

* Since the internal balances - due from (to) include both restricted and unrestricted amounts, they are presented on two lines in the Statement of Net Position. Although the individual lines do not crossfoot they are shown as zero in total since they net against each other in accordance with GASB Statement No. 34's requirement that internal balances be eliminated in the primary government total column.

The accompanying notes are an integral part of these financial statements.

	Primary Government			Component Units
	Governmental Activities	Business-Type Activities	Total	
LIABILITIES				
Current liabilities:				
Accounts and contracts payable	\$ 33,764	28,387	62,151	69
Accrued liabilities	30,068	3,619	33,687	255
Due to other governmental units	7,611	--	7,611	--
Unearned revenues	7,801	18,877	26,678	--
Deposits held	442	--	442	147
Insurance claims payable, current	34,896	--	34,896	--
Compensated absences, current	49,147	4,163	53,310	536
Other long-term debt, current	--	390	390	--
Total unrestricted current liabilities	<u>163,729</u>	<u>55,436</u>	<u>219,165</u>	<u>1,007</u>
Current liabilities payable from restricted assets:				
Accounts and contracts payable	81,895	7,871	89,766	--
Accrued Liabilities	7,162	--	7,162	--
Accrued interest payable	9,022	2,469	11,491	--
Due to other governmental units	12,058	--	12,058	--
Unearned revenues	209,883	67	209,950	--
Deposits held	--	17,358	17,358	--
Insurance claims payable, current	4,792	--	4,792	--
Notes payable, current	77,022	--	77,022	--
Bonds payable, current	41,020	12,175	53,195	--
Total current liabilities payable from restricted assets	<u>442,854</u>	<u>39,940</u>	<u>482,794</u>	<u>--</u>
Total current liabilities	<u>606,583</u>	<u>95,376</u>	<u>701,959</u>	<u>1,007</u>
Noncurrent liabilities:				
Notes payable, net	51,941	--	51,941	--
Compensated absences	7,686	--	7,686	--
Bonds payable, net	609,411	431,855	1,041,266	--
Net pension liability	1,200,341	66,500	1,266,841	--
Total OPEB liability	112,626	4,044	116,670	--
Derivative instrument - hedging	--	--	--	12
Other long-term liabilities	--	43,560	43,560	--
Total noncurrent liabilities	<u>1,982,005</u>	<u>545,959</u>	<u>2,527,964</u>	<u>12</u>
Total liabilities	<u>2,588,588</u>	<u>641,335</u>	<u>3,229,923</u>	<u>1,019</u>
DEFERRED INFLOWS OF RESOURCES				
Pensions	28,764	2,104	30,868	--
OPEB	6,462	223	6,685	--
Total deferred inflows of resources	<u>35,226</u>	<u>2,327</u>	<u>37,553</u>	<u>--</u>
NET POSITION				
Net investment in capital assets	7,140,771	1,045,194	8,185,965	--
Restricted for:				
Bond covenants, renewal and replacement	149,270	43,481	192,751	3,000
Debt service	54,517	104,518	159,035	--
Grants and similar projects	41,446	432	41,878	--
Statute/ordinance enabled projects	700,530	--	700,530	4,413
Capital projects	38,285	--	38,285	--
Other purposes	37,688	--	37,688	--
Unrestricted (deficit)	(173,924)	535,289	361,365	17,989
Total net position	<u>\$ 7,988,583</u>	<u>1,728,914</u>	<u>9,717,497</u>	<u>25,402</u>

The accompanying notes are an integral part of these financial statements.

HILLSBOROUGH COUNTY, FLORIDA
Statement of Activities
For the fiscal year ended September 30, 2020
(amounts in thousands)

Function/Programs	Program Revenues					Net (Expenses) Revenues and Changes in Net Position			
	Expenses	Charges for Services	Operating Grants and Contributions	Capital Grants, Contributions, and Restricted Interest		Primary Government			Component Units
				Grants / Contributions	Interest	Governmental Activities	Business-type Activities	Total	
Primary Government:									
Governmental Activities:									
General government	\$ 433,745	109,136	13,360	15	--	(311,234)	--	(311,234)	--
Public safety	817,271	58,039	68,535	225	--	(690,472)	--	(690,472)	--
Physical environment	54,846	68,985	1,915	128	--	16,182	--	16,182	--
Transportation	126,434	22,593	644	36,961	--	(66,236)	--	(66,236)	--
Economic environment	91,531	493	24,029	--	--	(67,009)	--	(67,009)	--
Human services	268,031	265	71,274	--	--	(196,492)	--	(196,492)	--
Culture and recreation	93,334	7,187	999	500	--	(84,648)	--	(84,648)	--
Interest on long-term debt	23,054	--	--	--	--	(23,054)	--	(23,054)	--
Total governmental activities	<u>1,908,246</u>	<u>266,698</u>	<u>180,756</u>	<u>37,829</u>	<u>--</u>	<u>(1,422,963)</u>	<u>--</u>	<u>(1,422,963)</u>	<u>--</u>
Business-type Activities:									
Water Resource Services System	304,789	283,150	--	47,093	17,098	--	42,552	42,552	--
Solid Waste Resource Recovery	111,442	111,260	--	--	5,489	--	5,307	5,307	--
Total business-type activities	<u>416,231</u>	<u>394,410</u>	<u>--</u>	<u>47,093</u>	<u>22,587</u>	<u>--</u>	<u>47,859</u>	<u>47,859</u>	<u>--</u>
Total primary government	<u>\$ 2,324,477</u>	<u>661,108</u>	<u>180,756</u>	<u>84,922</u>	<u>22,587</u>	<u>(1,422,963)</u>	<u>47,859</u>	<u>(1,375,104)</u>	<u>--</u>
Component Units:									
Housing Finance Authority	1,002	551	1,556	--	92	--	--	--	1,197
MPO	--	--	--	--	--	--	--	--	--
Planning Commission	5,442	823	4,619	--	--	--	--	--	--
Total component units	<u>\$ 6,444</u>	<u>1,374</u>	<u>6,175</u>	<u>--</u>	<u>92</u>	<u>--</u>	<u>--</u>	<u>--</u>	<u>1,197</u>
General Revenues:									
Ad valorem property taxes						894,943	--	894,943	--
Fuel taxes						33,131	--	33,131	--
Discretionary sales taxes						346,766	--	346,766	2,476
Other taxes						50,056	--	50,056	--
Intergovernmental state shared revenues, unrestricted						183,753	--	183,753	--
Investment earnings						50,659	--	50,659	56
Gain on sales of capital assets						2,605	354	2,959	--
Miscellaneous						28,464	3,800	32,264	1,214
Transfers						(5,000)	5,000	--	--
Total general revenues						<u>1,585,377</u>	<u>9,154</u>	<u>1,594,531</u>	<u>3,746</u>
Change in net position						162,414	57,013	219,427	4,943
Net position - beginning of year						<u>7,826,169</u>	<u>1,671,901</u>	<u>9,498,070</u>	<u>20,459</u>
Net position - end of year						<u>\$ 7,988,583</u>	<u>1,728,914</u>	<u>9,717,497</u>	<u>25,402</u>

The accompanying notes are an integral part of these financial statements.

DESCRIPTIONS OF MAJOR FUNDS - GOVERNMENTAL ACTIVITIES

BOARD OF COUNTY COMMISSIONERS:

General Fund – To account for all financial resources of the general government except those required to be accounted for in other funds. The General Fund is subdivided into the following categories: Countywide, Unincorporated Area, Sheriff, Tax Collector, Property Appraiser, Supervisor of Elections, and Clerk of Circuit Court.

Countywide Special Purpose Revenue Fund – To account for special purpose revenues used to provide services for residents throughout the County. Examples include state revenue sharing, the discretionary sales surtax for indigent health care, the 911 emergency telephone system, pollution settlement and recovery, and state contraband forfeitures.

Sales Tax Revenue Fund – To account for the local government infrastructure discretionary sales surtax known as the Community Investment Tax, the local government half-cent sales tax distributed by the state of Florida which is transferred to other funds for various program expenditures, the 5% tourist development tax designated to promote tourism in the County, and the professional sports franchise sales tax revenues.

Intergovernmental Grants Fund – To account for federal, state, local government, or other grants for programs including aging services, children's services, social services, transportation, public assistance, housing, public safety, physical environment, and capital projects.

County Transportation Fund – To account for motor fuel taxes, state revenue sharing, and various grant funds designated to finance road and street construction, maintenance, and other transportation projects.

Transportation Improvement Surtax Projects Fund – To account for activity associated with a voter-initiated and approved ballot measure which amended the Hillsborough County Charter, which levies a one percent discretionary sales surtax for transportation improvements as authorized by Sections 212.054 and 212.055, Florida Statutes, a Circuit Court ruling, interlocal agreements and County Ordinance 19-20. This fund specifically accounts for the transportation surtax revenue distributed to the BOCC. The transportation surtax revenue distributed to the Hillsborough Metropolitan Planning Organization (MPO), a discretely presented component unit, is recorded by the MPO. Transportation Surtax requirements are subject to change as court rulings are issued.

Local Housing Assistance Program Fund – To account for State Housing Initiatives Partnership (SHIP) program moneys received from the state of Florida. This program makes loans to low and moderate income persons, first time home buyers, builders and others for funding home purchases, new home construction, existing home renovation, and for the payment of matching funds needed to obtain grants.

CARES Act Fund – To account for Coronavirus Aid, Relief, and Economic Security Act (CARES Act) monies received from the Federal Government. This Act provides assistance for workers, families, small businesses, and state and local governments.

DESCRIPTIONS OF MAJOR FUNDS - BUSINESS-TYPE ACTIVITIES

BOARD OF COUNTY COMMISSIONERS:

Water Enterprise Fund – To account for the operations of the Water Enterprise Fund, a division of the Public Utilities Department, which provides water and wastewater-related services in the unincorporated areas of the County. Water and wastewater fees are determined annually by rate studies and are set at levels to recover operating expenses, including debt service, in a manner similar to private business enterprises. Activities necessary to provide water and wastewater service are accounted for in this fund, including customer service, engineering, operations, and maintenance.

Solid Waste Enterprise Fund – To account for the operations of the Solid Waste Enterprise Fund, a division of the Public Works Department, which provides solid waste disposal services on a countywide basis. Refuse generated in the unincorporated areas of the County is collected by franchised and non-franchised collectors serving residential and commercial customers and by private companies serving their own customers. Refuse dumping fees are reviewed annually and are set at levels sufficient to recover operating and debt service expenses, and to also account for landfills owned and operated by the Solid Waste Fund as well as monitoring closed landfills.



Hillsborough
County Florida

HILLSBOROUGH COUNTY, FLORIDA

Balance Sheet Governmental Funds September 30, 2020 (amounts in thousands)

	MAJOR FUNDS			
	General	Countywide Special Purpose	Sales Tax Revenue	Intergovernmental Grants
ASSETS				
Cash and cash equivalents	\$ 180,385	71,999	12,561	3,562
Investments	328,042	250,092	43,629	12,376
Accounts receivable, net	8,311	--	--	1
Interest receivable	1,442	1,100	192	54
Delinquent ad valorem taxes receivable	1,732	--	--	--
Due from other funds	58,953	1,806	3,300	--
Due from other governmental units	1,562	22,673	40,389	29,152
Inventories	10,827	--	--	--
Prepaid items	4,694	--	--	--
Other assets	--	--	--	1,447
Total assets	595,948	347,670	100,071	46,592
LIABILITIES				
Accounts and contracts payable	22,535	38,409	--	11,073
Accrued liabilities	29,626	648	12	1,460
Due to other funds	70,798	264	3,113	816
Due to other governmental units	7,075	--	10,960	--
Unearned revenues	7,800	--	--	6,198
Deposits held	442	--	--	--
Insurance claims payable, current	--	4,792	--	--
Total liabilities	138,276	44,113	14,085	19,547
DEFERRED INFLOWS OF RESOURCES				
Unavailable revenues	1,732	--	--	6,361
Total deferred inflows of resources	1,732	--	--	6,361
FUND BALANCES				
Nonspendable				
Inventories and prepaid items	15,521	--	--	--
Restricted for:				
Bond covenants	--	--	--	--
Debt service	--	--	--	--
Grant programs and projects	--	--	--	20,684
Federal and state law	--	34,260	50,934	--
Impact fees	--	48,751	--	--
Hillsborough Health Care	--	199,017	--	--
Other purposes	--	242	--	--
Committed to:				
BOCC ordinance / other purposes	--	--	--	--
Assigned to:				
Capital projects	--	2	--	--
Major maintenance and repair projects	--	7,921	--	--
BOCC resolutions / other purposes	--	13,364	35,052	--
Unassigned	440,419	--	--	--
Total fund balances	455,940	303,557	85,986	20,684
Total liabilities, deferred inflows of resources and fund balances	\$ 595,948	347,670	100,071	46,592

The accompanying notes are an integral part of these financial statements.

MAJOR FUNDS

County Transportation	Transportation Surtax Fund	Local Housing Assistance	Cares Act	Other Governmental Funds	Total Governmental Funds
35,810	35,353	902	47,099	116,817	504,488
124,387	122,801	3,135	163,600	347,132	1,395,194
1	--	--	--	760	9,073
547	540	14	719	1,485	6,093
17	--	--	--	160	1,909
187	--	--	--	8,453	72,699
9,949	17,472	--	--	3,010	124,207
4,267	--	--	--	58	15,152
--	--	--	--	102	4,796
--	--	--	--	--	1,447
175,165	176,166	4,051	211,418	477,977	2,135,058
13,133	--	399	10,424	18,099	114,072
1,718	--	7	--	3,319	36,790
--	--	--	--	2,249	77,240
339	--	--	--	759	19,133
304	--	--	200,994	2,536	217,832
--	--	--	--	--	442
--	--	--	--	--	4,792
15,494	--	406	211,418	26,962	470,301
16	--	--	--	160	8,269
16	--	--	--	160	8,269
4,267	--	--	--	160	19,948
--	--	--	--	149,270	149,270
--	--	--	--	54,519	54,519
6,406	--	3,645	--	4,370	35,105
22,443	176,166	--	--	101,491	385,294
56,636	--	--	--	11,625	117,012
--	--	--	--	--	199,017
18,501	--	--	--	9,807	28,550
3,321	--	--	--	38,884	42,205
48,081	--	--	--	73,787	121,870
--	--	--	--	5,451	13,372
--	--	--	--	1,491	49,907
--	--	--	--	--	440,419
159,655	176,166	3,645	--	450,855	1,656,488
175,165	176,166	4,051	211,418	477,977	2,135,058

The accompanying notes are an integral part of these financial statements.



Hillsborough
County Florida

HILLSBOROUGH COUNTY, FLORIDA
Reconciliation of the Balance Sheet -- Governmental Funds
to the Statement of Net Position -- Governmental Activities
September 30, 2020
(amounts in thousands)

Fund balances reported on the Balance Sheet - Governmental Funds		\$ 1,656,488
Differences between the amounts reported on the Balance Sheet - Governmental Funds and the governmental activities reported on the Statement of Net Position were as follows:		
Capital assets used in governmental activities were not financial resources and, therefore, were not reported in the governmental funds:		
Total capital assets, see Note 6	7,861,578	
Less: Internal Service Fund capital assets	<u>(27,546)</u>	7,834,032
Other assets or liabilities shown in governmental activities were not financial resources and, therefore, were not reported in the governmental funds:		
Elimination of the operating income (loss) earned by the internal service funds through transactions with business-type activities.		(2,598)
Deferred outflows of resources from bond refunding losses are presented in governmental activities on the Statement of Net Position, but are not reported in the governmental funds.		3,877
Deferred outflows of resources from pensions are presented in governmental activities on the Statement of Net Position, but are not reported in the governmental funds.		356,180
Deferred outflows of resources from OPEB are presented in governmental activities on the Statement of Net Position, but are not reported in the governmental funds.		33,876
Internal service funds were used to charge self-insurance and fleet management costs to individual funds. The assets and liabilities of the internal service funds were included in the governmental activities portion of the Statement of Net Position.	287,281	
Less: Internal Service Fund deferred outflows of resources	(1,789)	
Add: Internal Service Fund deferred inflows of resources	<u>175</u>	285,667
Compensated absences of the Planning Commission component unit was offset by amount "due from other governmental units," which corresponded to amount "due to other governmental units" on the governmental activities portion of the Statement of Net Position.		(535)
Long-term liabilities, including bonds payable were not due and payable in the current period and therefore were not reported in the governmental funds.		
Total long-term liabilities, see Note 7	(2,184,090)	
Add: interest payable due to interest accruals	(9,022)	
Less: Internal Service Fund insurance claims payable	34,897	
Less: Internal Service Fund compensated absences	264	
Less: Internal Service Fund net pension liability	6,001	
Less: Internal Service Fund OPEB liability, see Note 9	<u>354</u>	(2,151,596)
Deferred inflows of resources from pensions and OPEB are presented in governmental activities on the Statement of Net Position, but are not reported in the governmental funds.		(35,226)
There was a deferred inflow of resources for unavailable revenues, offset by an asset for delinquent ad valorem taxes receivable, in the fund financial statements. However, this deferred inflow was not included in the Statement of Net Position because the revenue was recognized in the Statement of Activities.		6,825
SHIP related revenues was a deferred inflow in the fund financial statements, but increased net position on the Statement of Net Position.		<u>1,593</u>
Net position reported for governmental activities on the Statement of Net Position		<u>\$ 7,988,583</u>

The accompanying notes are an integral part of these financial statements.

HILLSBOROUGH COUNTY, FLORIDA
Statement of Revenues, Expenditures, and Changes in Fund Balances
Governmental Funds
For the fiscal year ended September 30, 2020
(amounts in thousands)

	MAJOR FUNDS			
	General	Countywide Special Purpose	Sales Tax Revenue	Intergovernmental Grants
Revenues:				
Taxes - ad valorem property taxes	\$ 833,934	--	--	--
Taxes - fuel taxes	--	--	--	--
Taxes - discretionary sales surtaxes	--	123,941	123,940	--
Taxes - other	1,541	33	29,377	--
Licenses, permits, special assessments	622	36,587	--	--
Intergovernmental - state shared revenues	35,523	15,960	112,062	3,128
Intergovernmental - grants	3,137	--	--	102,592
Charges for services	127,785	9,659	--	196
Fines and forfeitures	7,433	594	--	--
Interest	20,200	6,970	1,461	53
Miscellaneous	6,090	7,926	--	1,015
Total revenues	1,036,265	201,670	266,840	106,984
Expenditures:				
Current:				
General government	228,373	62,358	62,368	4,756
Public safety	579,952	13,378	--	37,202
Physical environment	25,695	2,025	--	3,912
Transportation	4,390	--	--	--
Economic environment	25,151	--	20,419	13,322
Human services	53,600	119,007	--	70,409
Culture and recreation	44,445	1,384	442	6
Capital outlay	45,554	8,006	--	3,376
Debt service:				
Principal	--	--	--	--
Interest and fiscal charges	--	--	--	--
Total expenditures	1,007,160	206,158	83,229	132,983
Excess (deficiency) of revenues over (under) expenditures	29,105	(4,488)	183,611	(25,999)
Other financing sources (uses):				
Transfers in	719,772	33,486	1,585	38,781
Transfers out	(707,653)	(13,542)	(189,872)	(295)
Face amount of long-term debt issued	--	--	--	--
Sales of capital assets	1,476	--	--	--
Total other financing sources (uses)	13,595	19,944	(188,287)	38,486
Net change in fund balances	42,700	15,456	(4,676)	12,487
Fund balances, beginning of year	405,136	288,101	90,662	8,197
Increase (decrease) in nonspendable fund balances	8,104	--	--	--
Fund balances, end of year	\$ 455,940	303,557	85,986	20,684

The accompanying notes are an integral part of these financial statements.

MAJOR FUNDS

County Transportation	Transportation Surtax Fund	Local Housing Assistance	Cares Act	Other Governmental Funds	Total Governmental Funds
--	--	--	--	61,137	895,071
33,131	--	--	--	--	33,131
--	98,885	--	--	--	346,766
--	--	--	--	19,104	50,055
29,621	--	--	--	49,478	116,308
17,019	--	--	--	--	183,692
3,665	--	--	56,243	11,439	177,076
1,275	--	--	--	43,259	182,174
1	--	--	--	4,920	12,948
3,893	2,243	107	655	8,175	43,757
10,588	--	1,732	--	4,467	31,818
<u>99,193</u>	<u>101,128</u>	<u>1,839</u>	<u>56,898</u>	<u>201,979</u>	<u>2,072,796</u>
4,695	--	--	--	35,139	397,689
27	--	--	55,396	41,556	727,511
212	--	--	--	3,756	35,600
70,612	--	--	--	2,437	77,439
--	--	3,461	--	19,854	82,207
68	--	--	--	543	243,627
--	--	--	--	46,632	92,909
89,421	--	--	1,502	128,580	276,439
--	--	--	--	68,700	68,700
--	--	--	--	29,281	29,281
<u>165,035</u>	<u>--</u>	<u>3,461</u>	<u>56,898</u>	<u>376,478</u>	<u>2,031,402</u>
<u>(65,842)</u>	<u>101,128</u>	<u>(1,622)</u>	<u>--</u>	<u>(174,499)</u>	<u>41,394</u>
59,596	--	--	--	161,836	1,015,056
(2,190)	--	--	--	(74,905)	(988,457)
--	--	--	--	59,600	59,600
--	--	--	--	61	1,537
<u>57,406</u>	<u>--</u>	<u>--</u>	<u>--</u>	<u>146,592</u>	<u>87,736</u>
(8,436)	101,128	(1,622)	--	(27,907)	129,130
167,528	75,038	5,267	--	478,778	1,518,707
563	--	--	--	(16)	8,651
<u>159,655</u>	<u>176,166</u>	<u>3,645</u>	<u>--</u>	<u>450,855</u>	<u>1,656,488</u>

The accompanying notes are an integral part of these financial statements.

HILLSBOROUGH COUNTY, FLORIDA
Reconciliation of the Statement of Revenues, Expenditures and
Changes in Fund Balances of Governmental Funds to the Statement of Activities
For the fiscal year ended September 30, 2020
(amounts in thousands)

Net change in fund balances reported on the Statement of Revenues, Expenditures, and Changes in Fund Balances - Governmental Funds	\$ 129,130
Differences between amounts reported on Statement of Revenues, Expenditures, and Changes in Fund Balances - Governmental Funds and governmental activities reported on the Statement of Activities were as follows:	
Capital assets - related items	
Capital outlay expenditures represented an increase to capital assets on the Statement of Net Position.	276,439
Depreciation expense was a reduction of net position on the Statement of Activities.	(73,832)
Infrastructure preservation costs, which were included in capital outlay expenditures shown above, were not capitalized, so they decreased net position under the modified approach.	(59,062)
Library books under the capitalization threshold were included in capital outlay expenditures shown above, but were not capitalized. As a result it decreased net position on the Statement of Activities.	(1,570)
Non-capitalizable expenditures recorded as capital outlay in fund financial statements were reclassified to operating expenses in the Statement of Activities.	(7,935)
Contributions of infrastructure assets received from developers increased net position on the Statement of Activities.	22,805
Contributions of capital assets received from the Constitutional Officers, Planning Commission and others increased net position.	15
Book value of capital assets disposed was not reported in the fund financial statements, but was reported in the Statement of Activities. Therefore, the book value of assets disposed was a reduction of net position.	(120)
Book value of infrastructure assets disposed, which was reported as an expense, represented a reduction of net position.	(912)
Long-term liability-related items	
Proceeds from the issuance of new long-term debt were in "other financing sources" on the fund financial statements but did not increase net position on the Statement of Activities.	(59,600)
Repayments of long-term liabilities represented expenditures on the fund financial statements, but did not decrease net position on the Statement of Activities.	68,700
The decrease in net long-term debt due to amortization of premiums and discounts increased net position on the Statement of Activities.	6,819
The increase in net pension liability decreased net position on the Statement of Activities.	(223,446)
Less: decrease in internal service fund net pension liability included in figure above.	1,105
The net reduction in interest accruals and other interest related entries increased net position on the Statement of Activities.	670
The increase in compensated absences liabilities decreased net position on the Statement of Activities.	(6,344)
Less: decrease in internal service fund compensated absences included in the figure above	31
The decrease in total OPEB liability increased net position on the Statement of Activities.	2,065
Less: decrease in internal service fund total OPEB liability	(12)
The increase in compensated absences liabilities of the Planning Commission and Metropolitan Planning Organization corresponded to an increase in the "due to other governmental units" on the Statement of Net Position.	13
Eliminations of inter-organizational items	
The operating gain incurred on transactions with business-type activities was eliminated for the Statement of Activities.	(854)
Revenues and receivables-related items	
Net decrease in net position of the Self-Insurance and Fleet Internal Service Funds decreased net position since it was reported in the governmental activities section of the Statement of Activities.	(3,268)
The decrease in delinquent taxes receivable had no effect on fund balance in the fund financial statements, but it decreased net position in the Statement of Activities.	(302)
Intergovernmental grant revenue recorded as unavailable revenues in the fund financials increased net position on the Statement of Activities.	4,915
The decrease in Build America Bonds receivable increased net position on the Statement of Activities	(27)
Other reconciling items	
The increase in inventory and prepaid items on the fund financial statements decreased net position on the Statement of Activities.	8,651
The increase in deferred outflows increased net position on the Statement of Activities.	28,787
Add: decrease in internal service fund deferred outflows included in figure above.	(177)
The decrease in deferred inflows increased net position on the Statement of Activities.	49,987
Less: decrease in internal service fund deferred inflows included in the figure above.	(257)
Change in net position reported on the governmental portion of the Statement of Activities.	<u>\$ 162,414</u>

The accompanying notes are an integral part of these financial statements.

HILLSBOROUGH COUNTY, FLORIDA
Statement of Revenues, Expenditures and
Changes in Fund Balance - Budget and Actual
General Fund (Budgetary Basis)
For the fiscal year ended September 30, 2020
(amounts in thousands)

	Budgeted Amounts		Actual Amounts	Variance With Final Budget- Positive (Negative)
	Original	Final		
Revenues:				
Taxes - ad valorem property taxes	\$ 872,286	872,286	833,934	(38,352)
Taxes - other	1,550	1,550	1,541	(9)
Licenses, permits, special assessments	575	575	622	47
Intergovernmental - state shared revenues	39,441	39,441	35,523	(3,918)
Intergovernmental - grants	1,488	1,337	1,380	43
Charges for services	125,071	125,422	122,440	(2,982)
Fines and forfeitures	6,398	6,398	7,433	1,035
Interest	6,336	6,336	20,200	13,864
Miscellaneous	4,744	4,754	6,080	1,326
Total revenues	1,057,889	1,058,099	1,029,153	(28,946)
Expenditures:				
Current:				
General government	250,035	250,783	226,164	24,619
Public safety	625,385	602,849	573,461	29,388
Physical environment	32,339	32,339	25,695	6,644
Transportation	5,505	5,505	4,390	1,115
Economic environment	62,463	62,703	25,151	37,552
Human services	65,107	65,638	53,600	12,038
Culture and recreation	51,821	51,881	44,445	7,436
Capital outlay	29,810	54,807	44,607	10,200
Total expenditures	1,122,465	1,126,505	997,513	128,992
Excess (deficiency) of revenues over (under) expenditures	(64,576)	(68,406)	31,640	100,046
Other financing sources (uses)				
Transfers in	696,552	699,615	719,572	19,957
Transfers out	(687,815)	(692,569)	(707,653)	(15,084)
Sales of capital assets	125	125	1,451	1,326
Budgetary reserves	(274,294)	(269,228)	--	269,228
Budget allowance	(51,213)	(51,213)	--	51,213
Distribution of excess fees	(2,009)	(2,009)	(2,209)	(200)
Total other financing sources (uses)	(318,654)	(315,279)	11,161	326,440
Net change in fund balances	(383,230)	(383,685)	42,801	426,486
Fund balances, beginning of year	383,230	383,685	405,136	21,451
Increase (decrease) in nonspendable fund balances	--	--	8,104	8,104
Fund balances, end of year--budgetary basis	\$ --	--	456,041	456,041
To convert to GAAP basis:				
Add intergovernmental grant revenue			1,757	
Add contract related charges for services			5,345	
Increase miscellaneous revenues			10	
Increase general government expenditures			(2,209)	
Increase public safety expenditures			(6,491)	
Increase capital outlay			(947)	
Add transfers in from BOCC			200	
Add proceeds from the sale of capital assets			25	
Reduce distribution of excess fees			2,209	
Fund balances, end of year--GAAP basis			455,940	

The accompanying notes are an integral part of these financial statements.

HILLSBOROUGH COUNTY, FLORIDA
Statement of Revenues, Expenditures and
Changes in Fund Balance - Budget and Actual
Countywide Special Purpose
For the fiscal year ended September 30, 2020
(amounts in thousands)

	Budgeted Amounts		Actual Amounts	Variance With Final Budget- Positive (Negative)
	Original	Final		
Revenues:				
Taxes - discretionary sales surtaxes	\$ 144,134	144,134	123,941	(20,193)
Taxes - other	33	33	33	--
Licenses, permits, special assessments	39,583	39,583	36,587	(2,996)
Intergovernmental - state shared revenues	15,054	15,054	15,960	906
Charges for services	9,499	9,499	9,659	160
Fines and forfeitures	760	760	594	(166)
Interest	3,767	3,767	6,970	3,203
Miscellaneous	5,960	5,960	7,926	1,966
Total revenues	218,790	218,790	201,670	(17,120)
Expenditures:				
Current:				
General government	39,784	74,632	62,358	12,274
Public safety	15,046	15,349	13,378	1,971
Physical environment	2,201	2,278	2,025	253
Human services	195,381	195,167	119,007	76,160
Culture and recreation	391	333	1,384	(1,051)
Capital outlay	10,854	11,274	8,006	3,268
Total expenditures	263,657	299,033	206,158	92,875
Excess (deficiency) of revenues over (under) expenses	(44,867)	(80,243)	(4,488)	75,755
Other financing sources (uses)				
Transfers in	32,391	32,859	33,486	627
Transfers out	(12,994)	(13,542)	(13,542)	--
Budgetary reserves	(225,225)	(203,130)	--	203,130
Budget allowance	(10,362)	(10,362)	--	10,362
Total other financing sources (uses)	(216,190)	(194,175)	19,944	214,119
Net change in fund balances	(261,057)	(274,418)	15,456	289,874
Fund balances, beginning of year	261,057	274,418	288,101	13,683
Fund balances, end of year	\$ --	--	303,557	303,557

The accompanying notes are an integral part of these financial statements.

HILLSBOROUGH COUNTY, FLORIDA
Statement of Revenues, Expenditures and
Changes in Fund Balance - Budget and Actual
Sales Tax Revenue
For the fiscal year ended September 30, 2020
(amounts in thousands)

	Budgeted Amounts		Actual Amounts	Variance With Final Budget- Positive (Negative)
	Original	Final		
Revenues:				
Taxes - discretionary sales surtaxes	\$ 144,134	144,134	123,940	(20,194)
Taxes - other	41,980	41,980	29,377	(12,603)
Intergovernmental - state shared revenues	120,269	120,269	112,062	(8,207)
Interest	603	603	1,461	858
Total revenues	306,986	306,986	266,840	(40,146)
Expenditures:				
Current:				
General government	71,330	71,330	62,368	8,962
Economic environment	25,378	26,178	20,419	5,759
Culture and recreation	1,370	1,370	442	928
Total expenditures	98,078	98,878	83,229	15,649
Excess (deficiency) of revenues over (under) expenses	208,908	208,108	183,611	(24,497)
Other financing sources (uses)				
Transfers in	--	1,585	1,585	--
Transfers out	(190,538)	(205,140)	(189,872)	15,268
Budgetary reserves	(81,652)	(82,873)	--	82,873
Budget allowance	(11,629)	(11,629)	--	11,629
Total other financing sources (uses)	(283,819)	(298,057)	(188,287)	109,770
Net change in fund balances	(74,911)	(89,949)	(4,676)	85,273
Fund balances, beginning of year	74,911	89,949	90,662	713
Fund balances, end of year	\$ --	--	85,986	85,986

The accompanying notes are an integral part of these financial statements.

HILLSBOROUGH COUNTY, FLORIDA
Statement of Revenues, Expenditures and
Changes in Fund Balance - Budget and Actual
Intergovernmental Grants
For the fiscal year ended September 30, 2020
(amounts in thousands)

	<u>Budgeted Amounts</u>		<u>Actual Amounts</u>	<u>Variance With</u>
	<u>Original</u>	<u>Final</u>		<u>Final Budget</u>
				<u>Positive</u>
				<u>(Negative)</u>
Revenues:				
Intergovernmental - state shared revenues	\$ 197	3,314	3,128	(186)
Intergovernmental - grants	141,041	177,022	102,592	(74,430)
Charges for services	240	364	196	(168)
Interest	93	93	53	(40)
Miscellaneous	620	954	1,015	61
Total revenues	<u>142,191</u>	<u>181,747</u>	<u>106,984</u>	<u>(74,763)</u>
Expenditures:				
Current:				
General government	10,687	11,348	4,756	6,592
Public safety	15,111	63,817	37,202	26,615
Physical environment	6,977	8,083	3,912	4,171
Economic environment	26,053	37,655	13,322	24,333
Human services	84,079	94,398	70,409	23,989
Culture and recreation	--	--	6	(6)
Capital outlay	13,605	15,270	3,376	11,894
Total expenditures	<u>156,512</u>	<u>230,571</u>	<u>132,983</u>	<u>97,588</u>
Excess (deficiency) of revenues over (under) expenses	<u>(14,321)</u>	<u>(48,824)</u>	<u>(25,999)</u>	<u>22,825</u>
Other financing sources (uses)				
Transfers in	7,937	43,800	38,781	(5,019)
Transfers out	--	(295)	(295)	--
Budgetary reserves	(5,991)	(5,330)	--	5,330
Total other financing sources (uses)	<u>1,946</u>	<u>38,175</u>	<u>38,486</u>	<u>311</u>
Net change in fund balances	(12,375)	(10,649)	12,487	23,136
Fund balances, beginning of year	12,375	10,649	8,197	(2,452)
Fund balances, end of year	<u>\$ --</u>	<u>--</u>	<u>20,684</u>	<u>20,684</u>

The accompanying notes are an integral part of these financial statements.

HILLSBOROUGH COUNTY, FLORIDA
Statement of Revenues, Expenditures and
Changes in Fund Balance - Budget and Actual
County Transportation
For the fiscal year ended September 30, 2020
(amounts in thousands)

	Budgeted Amounts		Actual Amounts	Variance With Final Budget- Positive (Negative)
	Original	Final		
Revenues:				
Taxes - fuel taxes	\$ 36,689	36,689	33,131	(3,558)
Licenses, permits, special assessments	13,118	13,118	29,621	16,503
Intergovernmental - state shared revenues	18,620	18,620	17,019	(1,601)
Intergovernmental - grants	7,053	11,684	3,665	(8,019)
Charges for services	10,507	10,911	1,275	(9,636)
Fines and forfeitures	--	--	1	1
Interest	1,525	1,525	3,893	2,368
Miscellaneous	87	10,587	10,588	1
Total revenues	87,599	103,134	99,193	(3,941)
Expenditures:				
Current:				
General government	6,767	6,767	4,695	2,072
Public safety	717	717	27	690
Physical environment	--	--	212	(212)
Transportation	80,845	82,639	70,612	12,027
Human services	--	--	68	(68)
Capital outlay	344,278	346,938	89,421	257,517
Total expenditures	432,607	437,061	165,035	272,026
Excess (deficiency) of revenues over (under) expenses	(345,008)	(333,927)	(65,842)	268,085
Other financing sources (uses)				
Transfers in	207,663	206,308	59,596	(146,712)
Transfers out	(2,079)	(7,302)	(2,190)	5,112
Budgetary reserves	(20,675)	(30,299)	--	30,299
Budget allowance	(3,845)	(3,845)	--	3,845
Total other financing sources (uses)	181,064	164,862	57,406	(107,456)
Net change in fund balances	(163,944)	(169,065)	(8,436)	160,629
Fund balances, beginning of year	163,944	169,065	167,528	(1,537)
Increase (decrease) in nonspendable fund balances	--	--	563	563
Fund balances, end of year	\$ --	--	159,655	159,655

The accompanying notes are an integral part of these financial statements.

HILLSBOROUGH COUNTY, FLORIDA
Statement of Revenues, Expenditures and
Changes in Fund Balance - Budget and Actual
Transportation Surtax Fund
For the fiscal year ended September 30, 2020
(amounts in thousands)

	Budgeted Amounts		Actual Amounts	Variance With Final Budget Positive (Negative)
	Original	Final		
Revenues:				
Taxes - discretionary sales surtaxes	\$ 110,000	110,000	98,885	(11,115)
Interest	--	--	2,243	2,243
Total revenues	110,000	110,000	101,128	(8,872)
Expenditures:				
Current:				
Excess (deficiency) of revenues over (under) expenses	110,000	110,000	101,128	(8,872)
Other financing sources (uses)				
Budgetary reserves	(186,500)	(186,500)	--	186,500
Budget allowance	(5,500)	(5,500)	--	5,500
Total other financing sources (uses)	(192,000)	(192,000)	--	192,000
Net change in fund balances	(82,000)	(82,000)	101,128	183,128
Fund balances, beginning of year	82,000	82,000	75,038	(6,962)
Fund balances, end of year	\$ --	--	176,166	176,166

The accompanying notes are an integral part of these financial statements.

HILLSBOROUGH COUNTY, FLORIDA
Statement of Revenues, Expenditures and
Changes in Fund Balance - Budget and Actual
Local Housing Assistance
For the fiscal year ended September 30, 2020
(amounts in thousands)

	Budgeted Amounts		Actual Amounts	Variance With Final Budget Positive (Negative)
	Original	Final		
Revenues:				
Intergovernmental - state shared revenues	\$ 8,464	8,264	--	(8,264)
Interest	--	--	107	107
Miscellaneous	1,000	2,186	1,732	(454)
Total revenues	9,464	10,450	1,839	(8,611)
Expenditures:				
Current:				
Economic environment	9,464	10,450	3,461	6,989
Total expenditures	9,464	10,450	3,461	6,989
Excess (deficiency) of revenues over (under) expenses	--	--	(1,622)	(1,622)
Net change in fund balances	--	--	(1,622)	(1,622)
Fund balances, beginning of year	--	--	5,267	5,267
Fund balances, end of year	\$ --	--	3,645	3,645

The accompanying notes are an integral part of these financial statements.

HILLSBOROUGH COUNTY, FLORIDA
Statement of Revenues, Expenditures and
Changes in Fund Balance - Budget and Actual
Cares Act
For the fiscal year ended September 30, 2020
(amounts in thousands)

	Budgeted Amounts		Actual Amounts	Variance With Final Budget Positive (Negative)
	Original	Final		
Revenues:				
Intergovernmental - grants	\$ --	257,238	56,243	(200,995)
Interest	--	--	655	655
Total revenues	--	257,238	56,898	(200,340)
Expenditures:				
Current:				
Public safety	--	248,238	55,396	192,842
Capital outlay	--	9,000	1,502	7,498
Total expenditures	--	257,238	56,898	200,340
Net change in fund balances	--	--	--	--
Fund balances, beginning of year	--	--	--	--
Fund balances, end of year	\$ --	--	--	--

The accompanying notes are an integral part of these financial statements.



Hillsborough
County Florida

HILLSBOROUGH COUNTY, FLORIDA

Statement of Net Position

September 30, 2020

(amounts in thousands)

	<u>Business-Type Activities -- Enterprise Funds</u>			<u>Governmental Activities -- Internal Service Funds</u>
	<u>Water</u>	<u>Solid Waste</u>	<u>Totals</u>	
ASSETS				
Current assets:				
Cash and cash equivalents	\$ 61,318	42,808	104,126	79,708
Investments	212,962	148,695	361,657	213,836
Accounts receivable, net	24,728	5,349	30,077	580
Accounts receivable, long-term, current portion	1,446	--	1,446	--
Interest receivable	968	654	1,622	940
Delinquent ad valorem taxes receivable	--	37	37	--
Due from other funds	20	1,640	1,660	6,895
Inventories	3,859	--	3,859	223
Prepaid items	1,439	458	1,897	3,561
Total unrestricted current assets	<u>306,740</u>	<u>199,641</u>	<u>506,381</u>	<u>305,743</u>
Restricted current assets:				
Cash and cash equivalents	23,550	2,542	26,092	--
Investments	--	4,918	4,918	--
Accounts receivable, net	82	--	82	--
Accounts receivable, long-term, current portion	8,360	--	8,360	--
Interest receivable	449	39	488	--
Total restricted current assets	<u>32,441</u>	<u>7,499</u>	<u>39,940</u>	<u>--</u>
Total current assets	<u>339,181</u>	<u>207,140</u>	<u>546,321</u>	<u>305,743</u>
Noncurrent assets:				
Cash and cash equivalents, restricted	12,150	--	12,150	--
Investments, restricted	124,040	3,912	127,952	--
Interest receivable, restricted	65	--	65	--
Due from other governments, restricted	2,780	--	2,780	--
Due from other funds, restricted	194	--	194	--
Capital assets (net of accumulated depreciation):				
Land	28,976	13,877	42,853	--
Buildings	407,513	27,029	434,542	12
Improvements other than buildings	768,174	119,145	887,319	446
Equipment	11,409	4,043	15,452	27,088
Intangibles	3,302	--	3,302	--
Construction in progress	84,098	6,207	90,305	--
Accounts receivable, long-term	177,984	--	177,984	--
Total noncurrent assets	<u>1,620,685</u>	<u>174,213</u>	<u>1,794,898</u>	<u>27,546</u>
Total assets	<u>1,959,866</u>	<u>381,353</u>	<u>2,341,219</u>	<u>333,289</u>
DEFERRED OUTFLOWS OF RESOURCES				
Refunding losses	2,500	804	3,304	--
Pensions	15,824	2,991	18,815	1,708
Purchase price in excess of book value	5,856	--	5,856	--
OPEB	774	140	914	81
Total deferred outflows of resources	<u>\$ 24,954</u>	<u>3,935</u>	<u>28,889</u>	<u>1,789</u>

The accompanying notes are an integral part of these financial statements.

Business-Type Activities -- Enterprise Funds

	<u>Water</u>	<u>Solid Waste</u>	<u>Totals</u>	<u>Governmental Activities -- Internal Service Funds</u>
LIABILITIES				
Current liabilities:				
Accounts and contracts payable	\$ 15,898	12,489	28,387	1,588
Accrued liabilities	3,063	556	3,619	441
Due to other funds	7	122	129	4,077
Unearned revenues	17	18,860	18,877	--
Insurance claims payable, current	--	--	--	19,531
Compensated absences, current	3,644	519	4,163	264
Other long-term debt, current	--	390	390	--
Total unrestricted current liabilities	<u>22,629</u>	<u>32,936</u>	<u>55,565</u>	<u>25,901</u>
Current liabilities payable from restricted assets:				
Accounts and contracts payable	6,669	1,202	7,871	--
Accrued interest payable	2,076	393	2,469	--
Deposits held	16,894	464	17,358	--
Bonds payable, current	6,735	5,440	12,175	--
Unearned revenues	67	--	67	--
Total current liabilities payable from restricted assets	<u>32,441</u>	<u>7,499</u>	<u>39,940</u>	<u>--</u>
Total current liabilities	<u>55,070</u>	<u>40,435</u>	<u>95,505</u>	<u>25,901</u>
Noncurrent liabilities:				
Insurance claims payable	--	--	--	15,366
Bonds payable, net	328,855	103,000	431,855	--
Net pension liability	56,163	10,337	66,500	6,001
Total OPEB liability	3,448	596	4,044	354
Other long-term liabilities	--	43,560	43,560	--
Total noncurrent liabilities	<u>388,466</u>	<u>157,493</u>	<u>545,959</u>	<u>21,721</u>
Total Liabilities	<u>443,536</u>	<u>197,928</u>	<u>641,464</u>	<u>47,622</u>
DEFERRED INFLOWS OF RESOURCES				
Pensions	1,801	303	2,104	155
OPEB	189	34	223	20
Total deferred inflows of resources	<u>1,990</u>	<u>337</u>	<u>2,327</u>	<u>175</u>
NET POSITION				
Net investment in capital assets	983,915	61,279	1,045,194	27,546
Restricted for:				
Bond covenants, renewal and replacement	40,613	2,868	43,481	--
Debt service	98,032	6,486	104,518	--
Grants and similar projects	432	--	432	--
Unrestricted	416,302	116,390	532,692	259,735
Total net position	<u>\$ 1,539,294</u>	<u>187,023</u>		<u>287,281</u>
Adjustment to reflect the cumulative effect of the elimination of Internal Service Fund transactions related to Enterprise Funds			<u>2,598</u>	
Net position of business-type activities on the Statement on Net Position			<u>\$ 1,728,915</u>	

The accompanying notes are an integral part of these financial statements.

HILLSBOROUGH COUNTY, FLORIDA
Statement of Revenues, Expenses, and Changes in Net Position
Proprietary Funds
For the fiscal year ended September 30, 2020
(amounts in thousands)

	<u>Business-type Activities -- Enterprise Funds</u>			Governmental Activities -- Internal Service Funds
	<u>Water</u>	<u>Solid Waste</u>	<u>Totals</u>	
Operating revenues:				
Charges for services	\$ 283,150	111,010	394,160	211,950
Miscellaneous	--	--	--	1,604
Total operating revenues	<u>283,150</u>	<u>111,010</u>	<u>394,160</u>	<u>213,554</u>
Operating expenses:				
Personnel services	62,695	11,569	74,264	10,603
Contractual services	101,487	74,893	176,380	4,962
Fleet services	2,612	1,663	4,275	--
Repairs and maintenance	14,165	1,107	15,272	327
Utilities	13,703	1,511	15,214	140
Supplies	1,002	45	1,047	13
Landfill closure and post closure care	--	2,824	2,824	--
Depreciation and amortization	89,330	10,396	99,726	11,648
Costs of services provided	--	--	--	156,273
Other operating expenses	3,914	1,969	5,883	8,889
Pension expense	6,238	1,128	7,366	682
OPEB expense (benefit)	(209)	(43)	(252)	(22)
Total operating expenses	<u>294,937</u>	<u>107,062</u>	<u>401,999</u>	<u>193,515</u>
Operating income	<u>(11,787)</u>	<u>3,948</u>	<u>(7,839)</u>	<u>20,039</u>
Nonoperating revenues (expenses):				
State shared revenues	--	--	--	61
Interest revenue	16,318	5,489	21,807	6,903
Interest expense	(10,502)	(3,597)	(14,099)	--
Gain (loss) on disposal of capital assets	354	(988)	(634)	1,277
Other revenues	4,019	813	4,832	53
Other expenses	--	--	--	(1)
Total nonoperating revenues (expenses)	<u>10,189</u>	<u>1,717</u>	<u>11,906</u>	<u>8,293</u>
Income before contributions & transfers	<u>(1,598)</u>	<u>5,665</u>	<u>4,067</u>	<u>28,332</u>
Capital contributions	47,093	--	47,093	--
Transfers in	5,000	--	5,000	7,072
Transfers out	--	--	--	(38,672)
Change in net position	<u>50,495</u>	<u>5,665</u>	<u>56,160</u>	<u>(3,268)</u>
Net position, beginning of year	1,488,799	181,358		290,549
Net position, end of year	<u>\$ 1,539,294</u>	<u>187,023</u>		<u>287,281</u>
Adjustments to eliminate Internal Service Fund transaction related to Enterprise Funds:				
Reversal of prior year adjustment			(1,744)	
Current year adjustment			2,598	
Change in net position of business-type activities			<u>\$ 57,014</u>	

The accompanying notes are an integral part of these financial statements.

HILLSBOROUGH COUNTY, FLORIDA
Statement of Cash Flows
Proprietary Funds
For the fiscal year ended September 30, 2020
(amounts in thousands)

	<u>Business-type Activities - Enterprise Funds</u>			Governmental Activities -- Internal Service Funds
	<u>Water</u>	<u>Solid Waste</u>	<u>Total</u>	
Cash from operating activities:				
Receipts from customers	\$ 281,108	109,613	390,721	--
Receipts from interfund charges for self insurance	--	--	--	118,553
Receipts from interfund charges for fleet management	--	--	--	36,527
Receipts from interfund charges for risk management	--	--	--	56,868
Payment to suppliers	(141,097)	(78,083)	(219,180)	(25,924)
Payments to employees	(61,633)	(11,437)	(73,070)	(10,460)
Cash paid for claims	--	--	--	(145,312)
Cash from (to) other sources	3,709	813	4,522	1,656
Net cash provided (used) by operating activities	<u>82,087</u>	<u>20,906</u>	<u>102,993</u>	<u>31,908</u>
Cash from noncapital financing activities:				
State shared revenues	--	--	--	61
Transfers in from other funds	5,000	--	5,000	4,075
Transfers out to other funds	--	--	--	(38,497)
Net cash provided (used) by noncapital financing activities	<u>5,000</u>	<u>--</u>	<u>5,000</u>	<u>(34,361)</u>
Cash from capital and related financing activities:				
Proceeds from bonds and short term notes	102,793	--	102,793	--
Contributed capital	20,134	--	20,134	--
Acquisition/construction of capital assets	(96,484)	(9,910)	(106,394)	(6,089)
Principal paid on capital debt	(115,630)	(15,788)	(131,418)	--
Interest paid on capital debt	(14,434)	(5,164)	(19,598)	--
Proceeds from sale of assets	355	51	406	1,308
Net cash provided (used) by capital and related financing activities	<u>(103,266)</u>	<u>(30,811)</u>	<u>(134,077)</u>	<u>(4,781)</u>
Cash from investing activities:				
Proceeds from sales and maturities of investments	252,376	117,969	370,345	160,138
Purchase of investment securities	(238,856)	(107,758)	(346,614)	(148,703)
Interest and dividends received	17,136	5,544	22,680	6,953
Net cash provided (used) by investing activities	<u>30,656</u>	<u>15,755</u>	<u>46,411</u>	<u>18,388</u>
Net change in cash and cash equivalents	14,477	5,850	20,327	11,154
Cash and cash equivalents, beginning of year	<u>82,541</u>	<u>39,500</u>	<u>122,041</u>	<u>68,554</u>
Cash and cash equivalents, end of year	<u>97,018</u>	<u>45,350</u>	<u>142,368</u>	<u>79,708</u>
Classified as:				
Current Assets	61,318	42,808	104,126	79,708
Restricted Assets	35,700	2,542	38,242	--
Total cash and cash equivalents, end of year	<u>\$ 97,018</u>	<u>45,350</u>	<u>142,368</u>	<u>79,708</u>

The accompanying notes are an integral part of these financial statements.

HILLSBOROUGH COUNTY, FLORIDA
Statement of Cash Flows
Proprietary Funds
For the fiscal year ended September 30, 2020
(amounts in thousands)

	<u>Business-type Activities - Enterprise Funds</u>			Governmental Activities -- Internal Service Funds
	<u>Water</u>	<u>Solid Waste</u>	<u>Total</u>	
Reconciliation of operating income (loss) to net cash provided (used) by operating activities				
Operating (loss) income	\$ (11,787)	3,948	(7,839)	20,039
Adjustments to reconcile operating income (loss) to net cash provided (used) by operating activities:				
Depreciation and amortization expense	89,330	10,396	99,726	11,648
Miscellaneous revenues (expenses)	3,709	813	4,522	52
Changes in assets, liabilities, deferred outflows and deferred inflows				
(Increase) decrease in accounts receivable	(2,051)	(2,250)	(4,301)	--
(Increase) decrease in due from other funds/governments	(22)	(237)	(259)	(3,262)
(Increase) decrease in inventories and prepaids	51	(211)	(160)	(320)
(Increase) decrease in deferred outflows	(1,610)	(299)	(1,909)	(177)
Increase (decrease) in accounts and contracts payable	(4,271)	3,256	(1,015)	(32)
Increase (decrease) in accrued and other liabilities	602	2,938	3,540	111
Increase (decrease) in due to other funds/governments	5	59	64	(27)
Increase (decrease) in unearned revenues	(693)	1,073	380	--
Increase (decrease) in compensated absences payable	460	17	477	31
Increase (decrease) in insurance claims payable	--	--	--	3,007
Increase (decrease) in net pension liability	10,112	1,829	11,941	1,106
Increase (decrease) in total OPEB liability	(115)	(21)	(136)	(12)
Increase (decrease) in deposits	726	19	745	--
Increase (decrease) in deferred inflows	(2,359)	(424)	(2,783)	(256)
Net cash provided (used) by operating activities:	<u>\$ 82,087</u>	<u>20,906</u>	<u>102,993</u>	<u>31,908</u>
Noncash investing, capital, and financing activities:				
Contributed capital assets	\$ 37,754	--	37,754	--
Amortization of Tampa Bay Water deferred gain	300	--	300	--
Disposal of capital assets at book value	(1)	(1,039)	(1,040)	(30)
Amortization of bond premiums/discounts	3,989	1,509	5,498	--
Acquisition/construction of capital assets included in accounts and contracts payable	3,386	1,258	4,644	--
Total supplemental data:	<u>\$ 45,428</u>	<u>1,728</u>	<u>47,156</u>	<u>(30)</u>

The accompanying notes are an integral part of these financial statements.

HILLSBOROUGH COUNTY, FLORIDA
Statement of Fiduciary Assets and Liabilities--Agency Funds
September 30, 2020
(amounts in thousands)

	<u>Total Agency Funds</u>
ASSETS	
Current assets:	
Cash and cash equivalents	\$ 56,958
Investments	16,557
Accounts receivable, net	2,191
Interest receivable	73
Due from other governmental units	<u>30</u>
Total assets	<u><u>75,809</u></u>
LIABILITIES	
Current liabilities:	
Accounts and contracts payable	3,280
Accrued liabilities	4,229
Due to other governmental units	36,511
Deposits held	<u>31,789</u>
Total liabilities	<u><u>\$ 75,809</u></u>

The accompanying notes are an integral part of these financial statements.

COMPONENT UNITS

Housing Finance Authority of Hillsborough County – To account for the general fund of the Housing Finance Authority of Hillsborough County (Authority). The purpose of this Authority is to encourage the investment of private capital in, and the construction of, residential housing for low and moderate income families through public financing. Bonds issued by the Authority are special obligations of the Authority payable solely from revenues, receipts and resources of the Authority pledged under a related trust indenture. These bonds do not constitute a debt, liability, general or moral obligation or pledge of the faith or credit of the Authority, Hillsborough County, the state of Florida or any of its political subdivisions. Accordingly, the Authority has determined that the obligations of its bond programs should not be presented in the Authority's financial statements.

Hillsborough County City-County Planning Commission – To account for the revenues and expenditures of the Hillsborough County City-County Planning Commission. The Planning Commission performs long-range comprehensive planning and makes recommendations to the County and city governments concerning the orderly growth and development of Hillsborough County.

Hillsborough Metropolitan Planning Organization – To account for the revenues and expenditures of the Hillsborough Metropolitan Planning Organization (MPO). The MPO is a transportation policy-making board mandated by federal and state law and establishes priorities to meet short-term (next five years) and long-term (twenty years or more) multi-modal transportation needs for the cities of Tampa, Temple Terrace and Plant City as well as unincorporated Hillsborough County.

HILLSBOROUGH COUNTY, FLORIDA

Statement of Net Position

Component Units

September 30, 2020

(amounts in thousands)

	Housing Finance Authority	MPO	Planning Commission	Total
ASSETS				
Current assets:				
Cash and cash equivalents	\$ 9,808	--	--	9,808
Investments	736	--	--	736
Accounts receivable, net	126	--	--	126
Interest receivable	2	--	--	2
Due from other governmental units	--	4,461	761	5,222
Prepaid items	41	--	--	41
Total unrestricted current assets	10,713	4,461	761	15,935
Restricted current assets:				
Investments	565	--	--	565
Total restricted current assets	565	--	--	565
Total current assets	11,278	4,461	761	16,500
Noncurrent assets:				
Restricted noncurrent assets:				
Notes and loans receivable	9,909	--	--	9,909
Total restricted noncurrent assets	9,909	--	--	9,909
Total assets	21,187	4,461	761	26,409
DEFERRED OUTFLOWS OF RESOURCES				
Hedging derivatives	12	--	--	12
Total deferred outflows of resources	12	--	--	12
LIABILITIES				
Current liabilities:				
Accounts and contracts payable	51	--	18	69
Accrued liabilities	--	--	255	255
Deposits held	147	--	--	147
Compensated absences, current	--	48	488	536
Total unrestricted current liabilities	198	48	761	1,007
Noncurrent liabilities:				
Derivative instrument - hedging	12	--	--	12
Total noncurrent liabilities	12	--	--	12
Total liabilities	210	48	761	1,019
NET POSITION				
Restricted for:				
Renewal and replacement	3,000	--	--	3,000
Statute/ordinance enable projects	--	4,413	--	4,413
Unrestricted	17,989	--	--	17,989
Total net position	\$ 20,989	4,413	--	25,402

The accompanying notes are an integral part of these financial statements.

HILLSBOROUGH COUNTY, FLORIDA
Statement of Activities
Component Units
For the fiscal year ended September 30, 2020
(amounts in thousands)

	Program Revenues				Net (Expense) Revenue, and Changes in Net Position			
	Expenses	Charges for Services	Operating Grants and Contributions	Restricted Interest	Housing Finance Authority	MPO	Planning Commission	Totals
Housing Finance Authority								
General government	\$ 22	--	--	--	(22)	--	--	(22)
Economic environment	980	551	1,556	92	1,219	--	--	1,219
Total Housing Finance Authority	<u>1,002</u>	<u>551</u>	<u>1,556</u>	<u>92</u>	<u>1,197</u>	<u>--</u>	<u>--</u>	<u>1,197</u>
MPO								
General government	--	--	--	--	--	--	--	--
Total MPO	<u>--</u>	<u>--</u>	<u>--</u>	<u>--</u>	<u>--</u>	<u>--</u>	<u>--</u>	<u>--</u>
Planning Commission								
General government	5,442	823	4,619	--	--	--	--	--
Total Planning Commission	<u>5,442</u>	<u>823</u>	<u>4,619</u>	<u>--</u>	<u>--</u>	<u>--</u>	<u>--</u>	<u>--</u>
Total component units	<u>\$ 6,444</u>	<u>1,374</u>	<u>6,175</u>	<u>92</u>	<u>1,197</u>	<u>--</u>	<u>--</u>	<u>1,197</u>
General revenues:								
Discretionary sales taxes					--	2,476	--	2,476
Investment earnings					--	56	--	56
Miscellaneous					1,214	--	--	1,214
Total general revenues					<u>1,214</u>	<u>2,532</u>	<u>--</u>	<u>3,746</u>
Change in net position					2,411	2,532	--	4,943
Net position, beginning of year					18,578	1,881	--	20,459
Net position, end of year					<u>\$ 20,989</u>	<u>4,413</u>	<u>--</u>	<u>25,402</u>

The accompanying notes are an integral part of these financial statements.

HILLSBOROUGH COUNTY, FLORIDA

Notes to Financial Statements

Note 1 Summary of Significant Accounting Policies

The financial statements of the Hillsborough County, Florida reporting entity (County) have been prepared in conformity with accounting principles generally accepted in the United States (GAAP) as applied to governmental units. The Governmental Accounting Standards Board (GASB) is the accepted standard-setting body for establishing governmental accounting and financial reporting principles. The County's more significant accounting policies are described below.

A. Financial Reporting Entity

Hillsborough County is a political subdivision of the state of Florida. It is guided by an elected Board of County Commissioners (BOCC), which is governed by Florida Statutes and a home-rule charter enacted by the voters. In addition, there are five elected Constitutional Officers: the Clerk of Circuit Court, Property Appraiser, Sheriff, Supervisor of Elections, and Tax Collector. The BOCC and the Constitutional Officers together comprise the *Hillsborough County primary government*.

As required by GAAP, these financial statements cover the *Hillsborough County reporting entity*, which includes the Hillsborough County primary government as well as its component units. Component units are legally separate entities for which the primary government is financially accountable. The following criteria determines whether an entity is a component unit of the reporting entity:

The definition of the reporting entity is based primarily on the concept of financial accountability. A primary government is financially accountable for the organizations that make up its legal entity. It is also financially accountable for legally separate organizations if its officials appoint a voting majority of the separate organization's governing body and either is able to impose its will on that organization or there is the potential for the organization to provide specific financial benefits to, or specific financial burdens on, the primary government. A primary government is financially accountable for governmental organizations that are fiscally dependent on it and also meet a financial benefit or a burden relationship criterion.

A primary government has the ability to impose its will on an organization if it can significantly influence the programs, projects, activities of, or the level of services performed or provided by the organization. A financial benefit or burden relationship exists if the primary government is entitled to the organization's resources; is legally obligated or has otherwise assumed the obligations to finance the deficits of, or provide financial support to, the organization; or is obligated in some manner for the debt of the organization.

Some organizations are included as component units because of their fiscal dependency on the primary government. An organization is fiscally dependent on the primary government if it is unable to adopt its own budget, levy taxes, set rates or charges, or issue bonded debt without approval by the primary government. In addition, any entity for which the primary government is not financially accountable, but for which exclusion would cause the primary government's financial statements to be misleading, should be included as a component unit.

Based on the criteria specified above, the Hillsborough County reporting entity includes only discretely presented component units at September 30, 2020.

Blended Component Unit

Component units that meet the criteria for blended presentation would be reported in a manner similar to that of the primary government itself. Accordingly, the data of blended component units would be presented as a part of the primary government throughout this report.

The financial statements of the entity discussed below were included in the financial reporting entity as a blended component unit in prior years because, despite being legally separate from the primary government, it was so intertwined with the primary government that it was in substance, the same as the primary government. This entity, and the nature of its relationship with the County, is described in the following paragraph.

HILLSBOROUGH COUNTY, FLORIDA

Notes to Financial Statements

The Hillsborough County Civil Service Board (CSB), a blended component unit, was housed in the County's administrative offices and is accounted for as a nonmajor Special Revenue Fund of the Hillsborough County primary government. Separate financial statements were not required for it. The CSB handled disciplinary appeals by employees covered by Civil Service Rules. Although the CSB was legally separate, it was fiscally dependent on the primary government and provided services almost entirely to the primary government. This blended component unit was dissolved effective October 1, 2019.

Discretely Presented Component Units

Component units that meet the criteria for discrete presentation in accordance with GASB Statement No. 61 are presented in a separate component units column in the government-wide financial statements in order to clearly distinguish the balances and transactions of these component units from those of the primary government. The component units listed below are discretely presented and are identified as *component units* throughout this report. The component units are presented as governmental fund types.

Housing Finance Authority of Hillsborough County

The purpose of the Housing Finance Authority of Hillsborough County (HFA) is to use public financing to encourage private investment in, and construction of, residential housing for low and moderate income families. The HFA is a discretely presented component unit because the BOCC appoints the members of the HFA governing body and because the BOCC is able to impose its will on the HFA. The County Ordinance which created the HFA provides that the BOCC may remove members of the HFA's governing body without cause, and may change the structure, organization, or activities of the HFA, including terminating the HFA. The HFA does not have a financial benefit/ burden relationship with the BOCC. Bonds issued by the HFA are special obligations of the HFA payable solely from revenues, receipts and resources of the HFA pledged under related trust indentures. These bonds do not constitute a debt, liability, general or moral obligation or pledge of the faith or credit of the HFA, Hillsborough County, the state of Florida or any of its political subdivisions. This debt meets the definition of conduit debt and should not be presented in the Hillsborough County financial statements. Accordingly, the HFA has determined that the obligations of its bond programs should not be presented in the HFA's basic financial statements.

Hillsborough Metropolitan Planning Organization

The Hillsborough Metropolitan Planning Organization (MPO) is a transportation policy-making board mandated by the federal and state law. The MPO is directly responsible for making sure federal and state dollars spent on existing and future transportation projects and programs are based on a continuing, cooperative and comprehensive transportation planning process. Committed to meaningful public engagement throughout this process, the MPO is responsible for establishing priorities to meet short-term (next five years) and long-term (twenty years or more) multi-modal transportation needs for the cities of Tampa, Temple Terrace and Plant City as well as unincorporated Hillsborough County. The MPO is legally separate. The BOCC appoints only five of the sixteen members of the MPO governing body, which does not represent a voting majority. The MPO is not fiscally dependent on the BOCC, nor does it have a financial benefit or burden relationship with the BOCC. For example, the BOCC is not legally entitled to, and does not access the MPO's resources. In addition, the BOCC is not legally obligated to, and has not otherwise assumed the obligation to, finance any deficits or debts of the MPO. However, the MPO is discretely presented because it would be misleading to exclude the MPO due to the large amount of transportation improvement surtax proceeds received starting in fiscal year 2019, and because County Ordinance 19-20 requires the MPO's transportation improvement surtax-related expenditures to be audited by an independent accountant.

HILLSBOROUGH COUNTY, FLORIDA

Notes to Financial Statements

Hillsborough County City-County Planning Commission

The Hillsborough County City-County Planning Commission (PC) performs long-range comprehensive planning and makes recommendations to the County and city governments concerning the orderly growth and development of Hillsborough County. The PC is legally separate. The BOCC appoints only four of the ten members of the PC's governing body, which does not represent a voting majority. However, the PC is a component unit of the BOCC because the PC is fiscally dependent on the primary government for its funding and there is a financial benefit/burden relationship with the BOCC. The BOCC provides the budget for PC operations and owns the assets purchased using BOCC funding. In addition, the PC cannot have a deficit because it is not possible for expenditures to exceed the budget unless additional budget is authorized by the BOCC. As a result, the PC is a component unit of the Hillsborough County primary government. The PC is reported as a discretely presented component unit because it provides services to the cities of Tampa, Temple Terrace, and Plant City, in addition to the primary government.

Additional Information on Discretely Presented Component Units

Separate financial statements are not prepared for the PC or MPO, but financial data including budget and actual comparisons may be obtained from:

County Finance Department, County Center, 12th Floor,
P.O. Box 1110, Tampa, Florida 33601-1110

Financial statements of the discretely presented HFA, including budget and actual comparisons, may be obtained directly from that entity. For a nominal photocopying charge, the HFA financial statements may also be obtained from:

Board of County Commissioner Records
P.O. Box 1110, Tampa, Florida 33601-1110

Related Organizations

The BOCC appoints a voting majority of the governing bodies of certain entities for which the County is not financially accountable. These entities are classified as related organizations. In accordance with governmental accounting standards, related organizations are excluded from the financial reporting entity, but their relationships with the County are disclosed.

Hillsborough County Hospital Authority (HCHA) was created to operate a hospital. Although the BOCC appoints a voting majority of the HCHA's governing body, the BOCC does not have the ability to impose its will on the HCHA, nor does it have a financial/benefit burden relationship with the HCHA. The HCHA has the autonomous authority to establish its own budget, set rates for medical services, and issue its own revenue bonds. The outstanding debt of the HCHA is not an obligation of the County.

Arts Council of Hillsborough County (AC) was created for developing and promoting the performing and visual arts in Hillsborough County. The BOCC appoints a voting majority of the AC's governing body, but each appointment may be made only from a list of candidates nominated by the existing governing body of the AC. The BOCC does not have the ability to impose its will on the AC, nor does it have a financial benefit/burden relationship with the AC. The AC has the autonomous authority to set fees and issue its own debt. The outstanding debt of the AC is not an obligation of the County.

The Hillsborough County Industrial Development Authority (IDA) was created to finance or refinance industrial capital projects. The BOCC appoints the board members of the IDA. The BOCC does not have the ability to impose its will on the IDA, nor does it have a financial/benefit burden relationship with the IDA. The IDA is neither financially accountable to, nor fiscally dependent on, the BOCC.

HILLSBOROUGH COUNTY, FLORIDA

Notes to Financial Statements

Tampa Bay Water Joint Venture

On May 1, 1998, the member governments of the West Coast Regional Water Supply Authority (WCRWSA) reorganized the WCRWSA in accordance with Section 30, Chapter 97-160, Laws of Florida, and Chapter 373, Florida Statutes. The purpose of the reorganization was to meet the region's current and future water supply requirements. The reorganization also resulted in a new forty-year master regional water supply contract and interlocal governance agreement. The WCRWSA was dissolved and a new organization named Tampa Bay Water (TBW) was created. The new regional water supply agreement became effective on September 29, 1998 to coincide with TBW's issuance of Series 1998A and 1998B Utility System Revenue Bonds.

A joint venture is a legal entity resulting from a contractual arrangement that is governed by two or more participants in which the participants retain either an ongoing financial interest or an ongoing financial responsibility. The County is one of six participants governing Tampa Bay Water and has an ongoing contractual responsibility to purchase water solely from TBW.

TBW sets water rates to produce sufficient revenue from the participants to meet its operating costs and debt service requirements. TBW's audited financial statements for the fiscal year ended September 30, 2020 may be obtained from:

Director of Finance and Administration
Tampa Bay Water
2575 Enterprise Road
Clearwater, Florida 33763-1102

B. Basic Financial Statements

The County's Basic Financial Statements contain three components: government-wide financial statements, fund financial statements, and notes to the financial statements.

Government-wide financial statements The government-wide financial statements provide an overview of the County's financial position using the accrual basis of accounting, which is similar to the accounting used by private-sector businesses. The government-wide financial statements include not only the County itself (the primary government), but also its component units, the legally separate entities for which the County is financially accountable. The Statement of Net Position presents information on all of the assets, deferred outflows of financial resources, liabilities and deferred inflows of financial resources of the County as a whole. The difference between "assets and deferred outflows of resources" and "liabilities and deferred inflows of resources" is reported as net position. Changes in net position may serve as an indicator of whether the financial position of the County is improving or deteriorating. The Statement of Activities presents information showing how the County's net position changed during the fiscal year. All changes in net position are reported as soon as the underlying economic transactions occur, regardless of when cash is received or paid. Therefore, some of the revenues or expenses reported in the statement of activities will have cash flows in future fiscal periods. For example, uncollected taxes are shown as revenues although cash receipts will occur in the future. Unused vacation leave is recorded as an expense even though related cash outflows will occur in the future. See Note 1.L., *Deferred Outflows of Resources and Deferred Inflows of Resources*, for more information.

The government-wide financial statements show a distinction between activities that are supported primarily by taxes and intergovernmental revenues (governmental activities) and activities that are intended to recover all or most of their costs through user fees and charges (business-type activities). The governmental activities of the County include general government, public safety, physical environment, transportation, economic environment, human services, and culture and recreation functions. The business-type activities of the County include the Water Enterprise and Solid Waste Enterprise operations.

Program revenues include charges for services, operating grants and contributions, capital grants and contributions, and restricted interest earnings. The charges for services category encompasses revenues from licenses and permits, fines and forfeitures, and special assessments, as well as charges for service transactions. Restricted interest is interest related to specific programs within business-type activities.

HILLSBOROUGH COUNTY, FLORIDA

Notes to Financial Statements

Revenue and expense transactions respectively, for services provided by the internal service funds to other funds, were not eliminated in the government-wide statement of activities so that amounts in the applicable functions would not be distorted. The government-wide financial statements are presented as if the internal service activities took place in governmental activities. As a result internal service fund assets, liabilities, revenues, and expenses were added to the applicable governmental activities. Internal service fund transactions between the governmental activities and business-type activities were eliminated. Any revenues and expenditures remaining after eliminations, are presented in the governmental activities columns of the government-wide financial statements.

Administrative overhead charges are allocated in BOCC accounting records using a “cost allocation plan.” For example, the costs of Management and Budget, Procurement Services, Facilities Management, Human Resources, Administrative Services, County Attorney, and other “indirect” activities are allocated to benefiting functions. Such administrative overhead charges are removed, except for costs allocated to business-type activities.

Fund financial statements A *fund* is a grouping of related accounts used to maintain control over resources that have been segregated for specific activities or objectives. The County uses fund accounting to ensure and demonstrate compliance with legal, legislative, contractual, and other finance-related provisions. All of the County’s funds may be divided into three categories: governmental funds, proprietary funds, and fiduciary funds.

Governmental funds Most of the County’s basic services are reported in governmental funds, which focus on how money or other spendable financial resources flow into and out of those funds and the balances left at year-end that are available for spending. These funds are reported using the modified accrual basis of accounting, which measures cash and all other financial assets that can be readily converted to cash. The governmental fund statements provide a detailed short-term view of the County’s general governmental operations and the basic services it provides. The measurement focus is based upon determination of changes in financial position. Governmental fund information helps determine whether financial resources that can be spent in the near future to finance the County’s programs have increased or decreased. The Balance Sheet – Governmental Funds is followed by a reconciliation to the Statement of Net Position and the Statement of Revenues, Expenditures and Changes in Fund Balances – Governmental Funds is followed by a reconciliation to the Statement of Activities. The following is a description of the County’s major governmental funds:

The **General Fund** is the County’s primary operating fund. It is used to account for all financial resources of the general government except those required to be accounted for in other funds. The General Fund is subdivided into the following categories: Countywide, Unincorporated Area, Sheriff, Tax Collector, Property Appraiser, Supervisor of Elections, and Clerk of Circuit Court.

The **Countywide Special Purpose Revenue Fund** is used to account for special purpose revenues used to provide services for residents throughout the County, including expenditures of a discretionary sales surtax for a healthcare program for low-income residents.

The **Sales Tax Revenue Fund** is used to account for the 5% tourist development tax designated for the promotion of tourism in the County, the local government half-cent sales tax, the discretionary sales surtax for infrastructure (Community Investment Tax), and state shared revenues, which are transferred to other funds for various program expenditures.

The **Intergovernmental Grants Fund** is used to account for federal, state, local governmental or non-governmental grants and state shared revenues for programs including aging services, children’s services, social services, public assistance, housing, and capital projects.

The **County Transportation Fund** is used to account for motor fuel taxes, state revenue sharing, and various grant funds designated to finance road and street construction, maintenance, and other transportation projects.

The **Transportation Improvement Surtax Projects Fund** is used to account for activity associated with a voter-initiated and approved ballot measure which amended the Hillsborough County Charter, which levies a one percent discretionary sales surtax for transportation improvements as authorized by Sections 212.054 and 212.055, Florida Statutes, a Circuit Court ruling, Interlocal agreements and County Ordinance 19-20. This fund specifically accounts for the transportation surtax revenue distributed to the BOCC. The transportation surtax revenue to the Hillsborough Metropolitan Planning Organization (MPO), a discretely presented component unit, is recorded by the MPO. Transportation Surtax requirements are subject to change as court rulings are issued. See Note 18, Subsequent Events, for more information

HILLSBOROUGH COUNTY, FLORIDA

Notes to Financial Statements

The **Local Housing Assistance Program Fund** is used to account for State Housing Initiatives Partnership (SHIP) program revenues received from the state of Florida. This program makes loans to low and moderate income persons, first time home buyers, builders and others for funding home purchases, new home construction, existing home renovation, and for the payment of matching funds needed to obtain grants.

The **CARES Act Fund** is used to account for Coronavirus Aid, Relief, and Economic Security Act (CARES Act) monies received from the Federal Government. This Act provides assistance for workers, families, small businesses, and state and local governments.

“Other Governmental Funds” is a summarization of all nonmajor governmental funds, which are shown separately in the “Combining and Individual Fund Statements and Schedules” Section.

The County maintains two different types of **Proprietary Funds**. Enterprise funds are used to report the same functions presented as business-type activities in the government-wide financial statements. The County uses enterprise funds to account for its Water Enterprise Fund and Solid Waste Enterprise Fund operations. Both of these operations are considered to be major proprietary funds of the County. Internal service funds are used to accumulate and allocate costs internally among the County’s other functions. The County uses internal service funds to account for Self-Insurance, Fleet Management, and Risk Management programs. These programs are included within governmental activities in the government-wide financial statements because they predominantly benefit governmental rather than business-type functions. The three internal service funds are combined into a single column on the proprietary fund financial statements. In proprietary funds, operating revenues and expenses are distinguished from nonoperating revenues and expenses. Operating revenues and expenses are those transactions related to a proprietary fund’s principal ongoing operations. Operating revenues consist of charges for services. Operating expenses include such items as personnel and contractual services, costs of services provided, and depreciation on capital assets. Nonoperating revenues and expenses are those transactions that are not directly related to a proprietary fund’s principal activities. Nonoperating revenues and expenses include grants, investment earnings, and interest expense. The County’s two major proprietary funds are described below:

The **Water Enterprise Fund** is used to account for the operations of the water and wastewater system in the unincorporated areas of the County. Water and wastewater fees are determined annually by rate studies and are set at levels to recover the expenses of operations, including debt service, in a manner similar to private business enterprises. Activities necessary to provide water and wastewater service are accounted for in this fund, including customer service, engineering, operations, and maintenance.

The **Solid Waste Enterprise Fund** is used to account for countywide solid waste management operations. Refuse generated in the unincorporated areas of the County is collected by franchised and non-franchised collectors serving residential and commercial customers and by private companies serving their own customers. Refuse tipping fees are reviewed annually and are set at levels sufficient to recover operating and debt service expenses. The Solid Waste Fund also owns and operates landfills and monitors closed landfills.

Fiduciary funds are used to account for resources held for the benefit of parties outside the primary government. Fiduciary funds are specifically used for purposes such as: holding non-commitment bond proceeds and related bonds payable liabilities of the reclaimed water improvement units and capacity assessment units which are not obligations of Hillsborough County; payroll deductions payable, performance bonds, the Clerk of Circuit Court’s tax accounts; forfeited bond accounts, fines and forfeiture accounts; and various other agency accounts. Agency funds are fiduciary funds used to account for assets that the County holds on behalf of others as their agent. Fiduciary funds are not included in the government-wide financial statements because the resources of these funds are not available to support County programs.

HILLSBOROUGH COUNTY, FLORIDA

Notes to Financial Statements

Reconciling Government-wide Financial Statements to Fund Financial Statements

The differences between the government-wide financial statements and the fund financial statements are identified in the following sections of the Basic Financial Statements: Reconciliation of the Balance Sheet – Governmental Funds to the Statement of Net Position – Governmental Activities; Reconciliation of the Statement of Revenues, Expenditures, and Changes in Fund Balances of Governmental Funds to the Statement of Activities; the reconciliation at the bottom of the Balance Sheet, Proprietary Funds; and the reconciliation at the bottom of the Statement of Revenues, Expenses, and Changes in Net Position, Proprietary Funds.

C. Measurement Focus and Basis of Accounting

Accounting and financial reporting treatment is determined by the applicable measurement focus and basis of accounting. Measurement focus indicates the types of resources being measured such as current financial resources (current assets less current liabilities) or economic resources (assets and deferred outflows of resources less liabilities and deferred inflows of resources). The basis of accounting indicates the timing of transactions or events for recognition in the financial statements. For example, under the accrual basis of accounting, transactions are recognized when the transactions take place, whereas on the cash basis of accounting, transactions are recognized when cash is received or paid.

The proprietary fund financial statements and the government-wide financial statements are presented using the economic resources measurement focus and the accrual basis of accounting. The governmental fund financial statements are presented using the current financial resources measurement focus and modified accrual basis of accounting. The agency fund financial statements are presented using the accrual basis of accounting. Since agency funds do not show revenues or expenditures, a measurement focus is not applicable for agency funds.

With the economic resources measurement focus, all assets and liabilities as well as all deferred outflows and inflows of resources associated with the operation of these funds are included on the balance sheet. With the accrual method of accounting, revenues are recorded when earned and expenses are recorded at the time liabilities are incurred. Government-wide financial statements and proprietary fund financial statements show increases (revenues) and decreases (expenses) in net position, regardless of when the related cash flows take place.

Governmental fund financial statements are presented using the current financial resources and the modified accrual basis of accounting. With this measurement focus, only current assets, current liabilities and any applicable deferred outflows or inflows of resources are generally included on the balance sheet. Operating statements of these funds show increases (i.e., revenues and other financing sources) and decreases (i.e., expenditures and other financing uses) in net current assets. Under the modified accrual basis of accounting, revenues are recorded when susceptible to accrual, that is, when they become both measurable and available to pay liabilities of the current period. Revenues not considered available are recorded as *unavailable revenue*, a deferred inflow of resources. See Note 1.L., *Deferred Outflows of Resources and Deferred Inflows of Resources*, for more information. Expenditures are recorded when a liability is incurred, regardless of when the related cash flow takes place, except for (a) unmatured interest on general long-term debt (b) pension and OPEB obligations, (c) claims and judgments, and (d) compensated absences, which are recorded when due.

In applying the susceptible to accrual concept to intergovernmental revenues, there are essentially two types of revenues. In one, money must be expended for specific purposes or projects before any intergovernmental revenues will be received by the County; therefore, revenues are recognized based on the timing of expenditures incurred. In the other, intergovernmental revenues are virtually unrestricted and are usually revocable only for failure to comply with prescribed compliance requirements. These resources are reflected as revenues at the time of receipt or earlier if the susceptible to accrual criteria are met.

HILLSBOROUGH COUNTY, FLORIDA

Notes to Financial Statements

The availability period used for revenue recognition under the modified accrual basis of accounting is as follows: Property taxes are recognized as revenue in the fiscal year for which taxes are levied, provided they are collected within 60 days after fiscal year-end. Special assessments are recorded as revenue in the year the payments are due, provided they are collected within 60 days after fiscal year-end. Investment earnings such as interest revenues are recorded as earned and available. Fire Rescue billings are recognized as revenue if expected to be collected within 120 days. Intergovernmental grant revenues are recognized when eligibility requirements are met and related amounts are available from grantors if expected to be collected within 180 days. Certain other revenues such as sales taxes and state shared revenues are recognized as revenues if expected to be received within 60 days. Certain other miscellaneous revenues are recorded as revenues when received because they are generally not measurable until actually received.

D. Use of Estimates

The preparation of financial statements in accordance with accounting principles generally accepted in the United States of America requires management to make estimates and assumptions that affect the reported amounts of assets, deferred outflows of resources, liabilities, and deferred inflows of resources and disclosures of contingent assets and liabilities at the date of the financial statements and the reported amounts of revenues and expenditures/expenses during the reporting period. Actual results could differ from those estimates.

E. GASB Statements

The County adopted the following Governmental Accounting Standards Board (GASB) Statements during the fiscal year ended September 30, 2020:

GASB Statement No. 95, Postponement of the Effective Dates of Certain Authoritative Guidance

Issued in May 2020, the Statement's primary objective is to provide temporary relief to governments and other stakeholders in light of the COVID-19 pandemic. The objective is accomplished by postponing the effective dates of certain provisions in Statement and Implementation Guides that first became effective or are scheduled to become effective for periods beginning after June 15, 2018 and later. The effective dates of certain provisions contained in the following pronouncements are postponed by one year and up to eighteen months. The adoption of Statement No. 95 did not impact the County's financial position of results in operations.

The County will implement new GASB Pronouncements no later than the required effective date. The following GASB Pronouncements have been issued, but are not in effect for the County as of September 30, 2020.

GASB Statement No. 84, Fiduciary Activities

Issued in January 2017, this Statement improves guidance regarding the identification of fiduciary activities for accounting and financial reporting purposes and how those activities should be reported. The Statement establishes criteria for identifying fiduciary activities of all state and local governments. The focus of the criteria generally is on (1) whether a government is controlling the assets of the fiduciary activity and (2) the beneficiaries with whom a fiduciary relationship exists. Separate criteria are included to identify fiduciary component units and postemployment benefit arrangements that are fiduciary activities. The County will implement this Statement for fiscal year ending September 30, 2021. Management is still evaluating the impact of the adoption of this Statement on the County's financial statements but not does expect it to be significant.

GASB Statement No. 87, Leases

Issued in June 2017, this Statement is to improve the accounting and financial reporting for leases by governments. This Statement increases the usefulness of governments' financial statements by requiring recognition of certain lease assets and liabilities for leases that previously were classified as operating leases and recognized as inflows of resources or outflows of resources based on the payment provisions of the contract. The Statement establishes a single model for lease accounting based on the foundational principle that leases are financing's of the right to use an underlying asset. Under this Statement, a lessee is required to recognize a lease liability and an intangible right-to-use lease asset, and a lessor is required to recognize a lease receivable and a deferred inflow of resources, thereby enhancing the relevance and consistency of information about governments' leasing activities. The County will implement this Statement for fiscal year ending September 30, 2022. Management is still evaluating the impact of the adoption of this Statement on the County's financial statements.

HILLSBOROUGH COUNTY, FLORIDA

Notes to Financial Statements

GASB Statement No. 90, *Majority equity interest - An amendment of GASB Statements No. 14 and No. 61*

Issued in August 2018, the Statement was issued to improve the consistency and comparability of reporting a government's majority equity interest in a legal separate organization and to improve the relevance of financial statement information for certain component units. The County will implement this Statement for fiscal year ending September 30, 2022. Management is still evaluating the impact of the adoption of this Statement on the County's financial statements but does not expect it to be significant.

GASB Statement No. 91, *Conduit Debt Obligations*

Issued in May 2019, this Statement is to improve the accounting and financial reporting for conduit debt obligations for governments. This Statement's objective is to provide a single method of reporting conduit debt obligations by issuers and eliminate diversity in practice associated with (1) commitments extended by issuers, (2) arrangements associated with conduit debt obligations, and (3) related note disclosures. Statement No. 91 clarifies the existing definition of conduit debt obligations; establishing that a conduit debt obligation is not a liability of the issuer; establishing standards for accounting and financial reporting of additional commitments and voluntary commitments extended by issuers and arrangements associated with conduit debt obligations; and improving required note disclosures. The County will implement this Statement beginning with fiscal year ending September 30, 2023. The adoption of Statement No. 91 is not expected to impact the County's financial position or results of operations.

GASB Statement No. 92, *Omnibus 2020*.

Issued in January 2020, this Statement addresses various accounting issues including: the modification of the effective date of Statement No. 87; reporting of intra-entity transfers of assets between a primary government and a component unit defined benefit pension plan or defined benefit OPEB plan; the applicability of certain GASB statements to reporting assets accumulated for pension and OPEB; the applicability of certain requirements of Statements No. 84; and measurements of liabilities and assets, if any, related to asset retirement obligations in a government acquisition. The change in the effective date for GASB Statement No. 87 was immediate and the other provisions are effective for the County beginning with fiscal year ending September 30, 2022. Management is currently evaluating the impact of the adoption of this Statement on the County's financial statements.

GASB Statement No. 93, *Replacement of Interbank Offered Rates*

Issued in March 2020, this Statement addresses the global reference rate reform and the ceasing of LIBOR as the end of 2021. Under this Statement, governments are required to amend to replace financial instruments for the purpose of replacing LIBOR with other reference rates, by either changing the reference rate or adding or changing fallback provisions related to the reference rate. This Statement will be effective for the County beginning with its fiscal year ending September 30, 2022. Management is currently evaluating the impact of the adoption of this Statement on the County's financial statements.

GASB Statement No. 94, *Public-Private and Public-Public Partnerships and Availability Payment Arrangements*

Issued in March 2020, this Statement addresses issues related to public-private and public-public partnership arrangements. This Statement establishes the definitions of Public-Private Partnerships, Public-Public Partnerships, and Availability Payment Arrangements and provides uniform guidance on accounting and financial reporting for transactions that meet those definitions. This Statement will enhance the decision usefulness of a government's financial statements by requiring governments to report assets and liabilities related to Public-Public Partnerships's consistently and disclose important information about Public-Public Partnership transactions. This Statement will be effective for the County beginning with its fiscal year ending September 30, 2023. Management is currently evaluating the impact of the adoption of this Statement on the County's financial statements.

HILLSBOROUGH COUNTY, FLORIDA

Notes to Financial Statements

GASB Statement No. 96, Subscription-Based Information Technology Arrangements

Issued in May 2020, this Statement is to improve the accounting and financial reporting for subscription-based information technology arrangements (SBITs) by governments. This Statement (1) defines a SBITA; (2) establishes that a SBITA results in a right-to-use subscription asset – an intangible asset – and a corresponding subscription liability; (3) provides the capitalization criteria for outlays other than subscription payment, including implementation costs of a SBITA; and (4) requires note disclosures regarding a SBITA. This Statement will be effective for the County beginning with its fiscal year ending September 30, 2023. Management is currently evaluating the impact of the adoption of this statement of the County's financial statement but does not expect it to have a significant effect on its financial statements.

GASB Statement No. 97, Certain Component Unit Criteria, and Accounting and Financial Reporting for Internal Revenue Code Section 457 Deferred Compensation Plans - an amendment of GASB Statements No. 14 and No. 84, and supersession of GASB Statement No. 32

Issued in June 2020, this Statements objectives are to (1) increase consistency and comparability related to the reporting of fiduciary component units in circumstances in which a potential component unit does not have a governing board and the primary government performs the duties that a governing board typically would perform; (2) mitigate costs associated with the reporting of certain defined contribution pension plans, defined contribution other postemployment benefit (OPEB) plans, and employee benefit plans other than pension plans or OPEB plans (other employee benefit plans) as fiduciary component units in fiduciary fund financial statements; and (3) enhance the relevance, consistency, and comparability of the accounting and financial reporting for Internal Revenue Code (IRC) Section 457 deferred compensation plans (Section 457 plans) that meet the definition of a pension plan and for benefits provided through those plans. Objectives (1) and (2) of this Statement are effective immediately for the County and did not impact the County's financial position or results in operation. Objective (3) of this Statement will be effective for the County beginning with its fiscal year ending September 30, 2022. The adoption of Statement No. 97 is not expected to impact the County's financial position or results of operations.

F. Cash, Cash Equivalents and Investments

Cash consists of checking and savings accounts, collectively designated as cash deposits. Cash deposits are carried at cost. For purposes of financial statement presentation, cash equivalents are highly liquid investments with maturities of three months or less from date of purchase.

The County deposits cash in qualified public depositories. The deposits are insured by the Federal Deposit Insurance Corporation and/or secured by the multiple financial institution collateral pool established under Chapter 280, Florida Statutes. In accordance with these statutes, qualified public depositories are required to pledge eligible collateral in varying percentages. Any losses to public depositors are covered by applicable deposit insurance, by the sale of pledged securities, and by assessments against other qualified public depositories, if necessary.

County Ordinance 08-6 and Section 218.415, Florida Statutes, authorize the County to invest in obligations of the US government, its agencies and instrumentalities, and certain other investments. Investments are stated at fair value. More information is provided in Note 3, *Deposits and Investments*.

The County follows GASB Statement No. 72, *Fair Value Measurement and Application*. GASB Statement No. 72 covers determining fair value measurement for certain investments and disclosures related to all fair value measurements. See Note 3, *Deposits and Investments*, for more information on GASB Statement No. 72 as well as GASB Statement No. 79, *Certain External Investment Pools and Pool Participants*.

HILLSBOROUGH COUNTY, FLORIDA
Notes to Financial Statements

G. Accounts Receivable

All trade and other receivables are shown net of an allowance for uncollectible amounts. Receivables are analyzed for their collectability based on the terms and conditions of agreements, as well as current economic conditions and consideration of the creditors ability to pay. In addition to those receivables specifically identified as uncollectible, a general allowance is established for receivables older than one year.

H. Unbilled Utility Service Receivables

Billings to water and wastewater customers are generally based on metered consumption, which is determined at various dates each month. At fiscal year-end, unbilled receivables are recorded and revenue is recognized in the Water Enterprise Fund based on estimated water consumption since the last billing cycle.

I. Inventories and Prepaid Items

Inventories are valued at of cost (using the first-in, first-out or average cost methods). The cost of inventories or prepaid items in all enterprise funds are recorded as an expense at the time individual inventories or prepaid items are consumed (consumption method). The cost of inventories in all governmental funds are recorded as expenditures at the time individual inventories are purchased (purchase method). Inventories on hand in governmental funds at fiscal year-end are reported as assets on the balance sheet. The amount held in inventory and prepaid charges if applicable, is shown as nonspendable fund balance on the fund financial statements because these amounts may not be spendable during the current period.

J. Capital Assets

Property, plant, and equipment, and infrastructure assets (such as roads, sidewalks, bridges, and drainage systems), are reported in the applicable governmental or business-type activities columns of the government-wide Statement of Net Position. Except for intangible assets described later in this note, capital assets are defined as those assets with an initial, individual cost of over \$1,000. Capital contributions are recorded at their acquisition value after the receipt of the asset and formal acceptance by the BOCC. Depreciation is calculated using the straight-line method over estimated useful lives ranging from 5 to 50 years for buildings, 10 to 35 years for improvements other than buildings, and greater than 1 year up to 10 years for equipment. The costs of normal maintenance and repairs that do not add to the value of the asset or materially extend asset lives are not capitalized. Infrastructure assets are not depreciated since the County has an asset management system in place and has made a commitment to preserve infrastructure assets at or above the condition levels set by the BOCC. See Infrastructure Condition and Maintenance Data section (required supplementary information after the Notes to the Financial Statements) for more information.

All capital assets, associated with Solid Waste Enterprise, Water Enterprise and Internal Service Funds are recorded and depreciated within the applicable enterprise or internal service funds. However, capital assets associated with Governmental Funds are not recorded in the respective governmental fund. The capital assets of the governmental activities and business-type activities are presented in the Governmentwide Statement of Net Position.

The County follows GASB Statement No. 51, *Accounting and Financial Reporting for Intangible Assets*. Intangible assets are assets that lack physical substance, are non-financial in nature, and have initial useful lives of over one year. Intangible assets under GASB Statement No. 51 include easements and internally or externally generated software, but exclude investments, capital leases, or purchase price in excess of book value (goodwill). Intangible assets are capitalized and treated like capital assets for accounting purposes, but are amortized rather than depreciated. The County uses a capitalization threshold of \$5,000 for intangible assets.

HILLSBOROUGH COUNTY, FLORIDA

Notes to Financial Statements

There are three stages involved in internally generated software. The *preliminary project* stage includes conceptual formulation, surveying the existence of needed technology, evaluation of alternatives, and final selection of alternatives for the development of the software. The *application development* stage includes designing the software, including configuration and interfaces, coding, installation to hardware, and testing, including the parallel processing phase. The *post-implementation/operation* stage includes training and software maintenance. Only application development stage costs are capitalized as intangible assets. Preliminary project stage costs and post-implementation stage costs are expensed. Data conversion is considered a part of the application development stage only to the extent it is necessary to make the software operational, that is, in a condition for use. Otherwise, data conversion is considered a post-implementation/operation stage activity. Purchased software is handled like internally generated software.

GASB Statement No. 51, *Accounting and Financial Reporting for Intangible Assets*, was implemented prospectively, so only intangible assets acquired or generated on or after October 1, 2009 are capitalized. During fiscal year 2020, the County capitalized \$1,526,000 and \$2,479,000 of software in the governmental activities and business type activities, respectively, and also capitalized easements of \$1,922,000 in the governmental activities.

In the governmental fund financial statements, the costs associated with the acquisition or construction of capital assets are shown as capital outlay expenditures. Capital assets are not shown on the governmental fund balance sheets. In the proprietary fund financial statements, the costs associated with the acquisition or construction of capital assets are recorded as increases in capital assets. See Note 6, *Capital Assets*, for more information.

K. Restricted Assets

Restricted assets represent amounts set aside for debt service, construction, operating and maintenance, and renewal, replacement and improvements under the terms of outstanding bond agreements and regulatory requirements. Bond construction accounts include bond proceeds available for design and construction of capital projects. The debt service accounts contain principal and interest amounts required for payments due within one year. The bond reserve accounts contain the maximum amount of principal and interest requirements pursuant to bond resolutions. The operating and maintenance accounts, renewal, replacement and improvement accounts also contain amounts required by bond resolutions to be set aside.

L. Deferred Outflows of Resources and Deferred Inflows of Resources

Deferred outflows of resources represent a consumption of net position that applies to future period(s) and so will not be recognized as an outflow of resources (expense or expenditure) until then. The Hillsborough County primary government has several items that qualify for reporting in this category. One item is the loss on refunding resulting from the difference in the carrying value of refunded debt and its reacquisition price. This amount is amortized using the effective-interest method in the government-wide and proprietary fund financial statements over the shorter of the life of the old bonds or the life of the new bonds. At September 30, 2020, the Hillsborough County Primary Government had \$7,181,000 of unamortized bond refunding losses that were reported as deferred outflows of resources. The County had five pension-related items that qualified as deferred outflows of resources. These items total to \$356,180,000 for Governmental Activities and \$18,815,000 for Business-Type Activities at September 30, 2020. See Note 8, *Employee Retirement Plans*, for more information. OPEB related deferred outflows amounted to \$33,876,000 for Governmental Activities and \$920,000 for Business-Type Activities as of September 30, 2020. See Note 9, *Other Post Employment Benefits (OPEB)*, for more information. The County also had deferred outflow of resources for purchase price of utility systems in excess of book value in the Water Enterprise Fund. These items had a balance of \$5,856,000 at September 30, 2020 reported in Business-Type Activities. For fiscal year 2020, purchase price in excess of book value (goodwill) of \$395,000 was amortized to operating expense and included in “depreciation and amortization” in the proprietary fund financial statements.

HILLSBOROUGH COUNTY, FLORIDA

Notes to Financial Statements

The Housing Finance Authority Component Unit had “hedging derivatives” of \$12,000 reported as deferred outflow of resources. See Note 1.Z., *Derivative Instruments*, for more information.

Deferred inflows of resources represent acquisition of resources that apply to future reporting period(s) and will not be recognized as an inflow of resource (revenue) until then. The County had pension and OPEB-related items that qualify as deferred inflows of resources. These items total to \$35,226,000 for Governmental Activities and \$2,327,000 for Business-Type activities at September 30, 2020. See Note 8, *Employee Retirement Plans* and Note 9, *Other Post Employment Benefits (OPEB)*, for more information.

M. Compensated Absences

In accordance with GASB Statement No. 16, *Accounting for Compensated Absences*, the County accrues a liability for compensated absences, as well as certain other salary-related costs associated with the payment of compensated absences. The County’s compensated absences liability at September 30, 2020 consisted of accruals for vacation, sick leave and personal time off (PTO). Vacation leave is accrued as a liability as the benefits are earned by employees. Sick leave is also accrued as a liability as the benefits are earned by employees, but only to the extent that it is probable that the County will compensate employees for the benefits through cash payments at termination, such as retirements. Vacation and sick leave apply to all employees at the County other than the Clerk. PTO is a combined leave benefit that Clerk employees can use for either sick and/or vacation time. PTO is accrued as a liability as benefits are earned, similar to vacation time.

Hillsborough County Human Resources Policies and Procedures state that sick leave termination payments are to be made under two conditions. Compensation for employees in “Plan A” includes a sick leave payment at termination for all hours of sick time accrued up to 480 hours and half of the sick time accrued over 960 hours. Compensation for employees in “Plan B” includes a sick leave payment at termination if any of the employee’s sick leave hours accrued at February 2, 1997 remain unused, with payment only for sick time hours accrued up to 480 hours and half of the sick time hours accrued over 960 hours. A liability is recorded for each employee who has a termination payment under Plan A or Plan B. Employees in Plan B hired after February 2, 1997, will not receive a sick leave payment at termination, so no liability is recorded for these employees.

The Clerk started a PTO program during fiscal year 2017. To reduce compensated absences liabilities prior to implementation, the Clerk offered an optional sick leave buy out of amounts that would be payable at termination to employees in Plan A and employees in Plan B hired before February 2, 1997. Remaining sick hours were converted partly to PTO and partly to a “catastrophic leave account” based on the formulas set for employees in Plan A, Plan B (hired by February 2, 1997) and Plan B (hired after February 2, 1997). Hours placed in the catastrophic leave account cannot be used by employees except in the event of catastrophic health problems where all PTO balances have been exhausted and use is approved by the Clerk. During fiscal year 2020, all catastrophic leave account balances were paid to employees and no future catastrophic leave account payments are possible.

The compensated absences liability also includes other salary-related costs incrementally associated with the payment of compensated absences such as the County’s share of Social Security and Medicare taxes. The entire compensated absences liability, both short-term and long-term portions, is recorded in the government-wide financial statements and the separate proprietary fund financial statements. A liability for these amounts is reported in the governmental funds only if they have matured, for example, as a result of an employee resignation or retirement.

HILLSBOROUGH COUNTY, FLORIDA
Notes to Financial Statements

N. Conduit Debt Obligations

The County's conduit debt obligations are certain limited-obligation revenue bonds or similar debt instruments issued for the specific purpose of providing capital financing for a specific third party, who is solely responsible for repayment of the bonds, that is not a part of the County's financial reporting entity. Although conduit debt obligations bear the name of a non-County related organization, neither the County nor the related organization has an obligation for such debt. See Note 7.J., *Non-Commitment Conduit Debt Obligations*, for more information.

O. Landfill Closure and Postclosure Care Costs

In accordance with governmental accounting standards, the County, as a municipal solid waste landfill owner, records a current expense and the related long-term liability for certain future landfill closure and postclosure care costs for landfills accepting solid waste. The portion of these future costs currently recognized is based on the amount of landfill capacity consumed as of the balance sheet date. The County also records the current estimated liability for remediation and monitoring costs for landfills that closed on or before October 9, 1991. More information on these expenses and related long-term liabilities is shown in Note 15, *Accounting for Municipal Solid Waste Landfill Costs*.

P. Deferred Losses on Debt Refundings, and Original Issue Discounts and Premiums

In the government-wide financial statements and proprietary fund financial statements, there are several situations where amounts are amortized to interest expense. When losses are incurred from issuing new debt to refund outstanding debt, they are presented as deferred outflows of resources. Original issue discounts are reported as deductions from the principal balance of long-term bonds. Conversely, original issue premiums are reported as additions to the principal balance of long-term bonds.

Deferred refunding losses, original issue premiums and discounts are amortized using the effective interest method and reported as a component of interest expense on the governmentwide and proprietary fund Statements of Activities. The amortization period is the remaining life of either the old debt or the new debt, whichever is shorter. During fiscal year 2020, deferred refunding losses, and original issue discounts and premiums amortized were, in total, a reduction of \$5,584,000 for governmental activities and a reduction of \$5,499,000 for business-type activities as shown in the following chart.

<i>(Amounts in Thousands)</i>	Deferred Refunding Loss	Original Issue Discount	Original Issue Premium	Total Amortized to Interest
Governmental activities	\$ 1,235	5	(6,824)	(5,584)
Business-type activities	(2,392)	337	(3,444)	(5,499)
Totals	<u>\$ (1,157)</u>	<u>342</u>	<u>(10,268)</u>	<u>(11,083)</u>

Q. Self-Insurance

The County has self-insurance internal service funds maintained by the BOCC and Sheriff. These self-insurance funds include both *risk management* and *employee group health insurance* activities.

Risk management deals with risks related to workers' compensation, and general and automotive liability. The County is substantially self-insured for workers' compensation claims as permitted by Florida law. The BOCC is self-insured for workers' compensation claims up to a maximum of \$650,000 per occurrence for regular employees and \$1,000,000 for firefighters, with unlimited excess coverage above the self-insurance cap. The Sheriff is self-insured for workers' compensation claims up to a maximum of \$500,000 per occurrence with unlimited excess coverage above the self-insurance cap. The County is also self-insured against general liability and automotive claims with limited liability per Section 768.28, Florida Statutes, of \$200,000 per person and \$300,000 per occurrence. Negligence claims in excess of the statutory limits can only be recovered through certain federal lawsuits or acts of the Florida Legislature.

HILLSBOROUGH COUNTY, FLORIDA

Notes to Financial Statements

The County also provides a group health insurance plan for its employees and their eligible dependents. The County has an employee group health self-insurance plan in order to account for and finance its uninsured risks of loss. Under this plan, the County is self-insured for up to \$550,000 per person annually. Stop-loss insurance was purchased to cover an unlimited lifetime amount per person above the \$550,000 per person deductible.

Based on actuarial estimates, liabilities have been established in the self-insurance fund for claims reported but not paid, and incurred but not reported. In addition, premiums charged to customer departments are recorded as revenues in the self-insurance fund and as insurance assessment expenditures in the customer departments. See Note 13 for more information on the Self-Insurance Fund and the actuarially determined claims liabilities.

R. Employee Retirement Plans

With a few exceptions, all full-time and part-time employees working for the County in regularly established positions are members of the Florida Retirement System (FRS), a multiple-employer cost-sharing public employee retirement system administered by the state of Florida. The governmentwide Statement of Net Position and Proprietary Fund Financial Statements present the County's proportionate shares of the net pension liabilities associated with the retirement plans offered by the Florida Retirements System. The County follows GASB Statement No. 68, *Accounting and Financial Reporting for Pensions, an amendment of GASB Statement No. 27* and GASB Statement No. 71, *Pension Transition for Contributions Made Subsequent to the Measurement Date; an amendment of GASB Statement No. 68*. See Note 8, *Employee Retirement Plans*, for more information. GASB Statements 68 and 71 cover the measurement of the net pension liability, deferred outflows of resources and deferred inflows of resources related to pensions and pension expense for the retirement plans offered. The County follows GASB Statement No. 82, *Pension Issues, and an amendment of GASB Statements No. 67, No. 68, and No. 73*. This statement provides for covered payroll to be used in required supplemental information.

S. Other Postemployment Benefits (OPEB)

The County provides health-related benefits to retirees and certain former employees through a limited stipend to offset the cost of health insurance for regular retirees from ages 62 to 65 and to special risk retired employees from ages 55 to 65. This monthly stipend is \$10 for each year of service up to a maximum benefit of \$300 per month for Sheriff retirees and surviving spouses or \$5 for each year of service up to a maximum benefit of \$150 per month for all other County retirees. In addition the County is deemed to provide an "implicit subsidy" because Florida Statute 112.0801 requires governments to allow retirees and certain former employees to obtain healthcare at the same "group rates" that current employees are charged.

The County follows GASB Statement No. 75, *Accounting and Financial Reporting for Postemployment Benefits Other Than Pensions*. See Note 9, *Other Postemployment Benefits (OPEB)*, for more information.

T. Use of Restricted Versus Unrestricted Net Position

Net position represents the residual interest in the County's assets and deferred outflows of resources after liabilities and deferred inflows of resources are deducted and consists of three components: net investment in capital assets, restricted, and unrestricted net position. Net investment in capital assets includes capital assets, net of accumulated depreciation, reduced by outstanding debt incurred to acquire, construct, or improve those capital assets, excluding unexpended debt proceeds. The restricted category represents the balance of assets restricted for general use by external parties (creditors, grantors, contributors, or laws or regulations of other governments) or imposed by law through constitutional provisions or enabling legislation. Unrestricted net position consists of the net position not meeting the definition of either of the other two components. When both restricted and unrestricted net position are available, it is the County's policy that restricted resources are used first if appropriate.

HILLSBOROUGH COUNTY, FLORIDA
Notes to Financial Statements

U. Interfund Transfers In and Out

In the Statement of Activities, interfund activity, such as transfers in and out as well as transfers within the Internal Service Funds and within the Governmental Activities category, is eliminated. Interfund activity between Governmental and Business-type activities is not eliminated. Interfund services provided and used between functions are not eliminated because removing interfund services used would distort the functional expenses presented in the Statement of Activities. Except for intrafund activity between the BOCC and Constitutional Officers within the General Fund, intrafund activity in the fund financial statements was eliminated. Intrafund activity between the Constitutional Officers and the BOCC was significant and necessary for effective presentation. See Note 11, *Interfund Transfers In and Out*, for details.

V. Purchase Price in Excess of Book Value

During fiscal year 2004, the County's Water Enterprise Fund recorded goodwill of \$10,155,000 related to the purchase of four independent water and wastewater franchise providers. Goodwill represented the excess of the total price paid compared to the fair value of the tangible capital assets acquired. Through these transactions, the Water Enterprise Fund added over 4,700 customers. The goodwill was scheduled for straight-line amortization over thirty years. Effective with fiscal year 2015, the County implemented GASB Statement No. 69, *Government Combinations and Disposals of Government Operations*. As a result of that statement, newly acquired "purchase price in excess of book value" (the new name for "goodwill") was required to be reported as a deferred outflow of resources rather than as an intangible capital asset. "Purchase price in excess of book value" that was present prior to fiscal year 2015 continued to be reported as an intangible capital asset.

W. Pollution Remediation Obligations

The County follows GASB Statement No. 49, *Accounting and Financial Reporting for Pollution Remediation Obligations*. This GASB standard requires the recognition of a liability when any of the following events occur: (a) The government is compelled to take remediation action because of imminent danger to public health, welfare, or the environment. (b) The government is in violation of a pollution-prevention-related permit or license under state or federal law. (c) The government is named, or evidence indicates that it will be named, by a regulator as a responsible party or potentially responsible party for remediation. (d) The government is named, or evidence indicates that it will be named, in a lawsuit to compel the government to participate in remediation. (e) The government commences, or legally obligates itself to commence, cleanup activities or monitoring or operation and maintenance of the remediation effort. During fiscal year 2020, the County had no pollution remediation obligations.

HILLSBOROUGH COUNTY, FLORIDA

Notes to Financial Statements

X. Fund Balance Reporting and Governmental Fund-Type Definitions

The County follows GASB Statement No. 54, *Fund Balance Reporting and Governmental Fund Type Definitions*. This GASB Statement clarifies governmental fund balance classifications and fund-type definitions. Fund balances are classified either as non-spendable or as spendable. Spendable fund balances are further classified in a hierarchy based on the extent to which there are external and internal constraints on the spending of these fund balances. These classifications are described as follows:

Non-spendable fund balances include amounts that cannot be spent because they are not in spendable form or are legally or contractually required to be maintained intact. At the County, inventories and prepaid items fall in this category.

Spendable fund balances are classified based on a hierarchy of the County's ability to control the spending of these fund balances.

- *Restricted* fund balances are fund balances constrained for specific purposes which are externally imposed by either creditors, grantors, contributors, or laws or regulations, or imposed by law through constitutional provisions or enabling legislation. Examples include debt service, grant programs and projects, federal and state law, impact fees, Hillsborough Healthcare, and other purposes.
- *Committed* fund balances are fund balances constrained for specific purposes imposed by the government's own governing bodies, which consist of the Board of County Commissioners and the five Constitutional Officers. Committed fund balances are formally established, modified, or rescinded by County ordinances enacted by the Board of County Commissioners.
- *Assigned* fund balances are fund balances intended to be used for specific purposes, but are neither restricted nor committed. The BOCC has not delegated its authority to other parties. However, when the BOCC adopts resolutions, associated fund balances are shown as assigned because resolutions are at a level of authority lower than County Ordinances. The County had assigned fund balances because the BOCC adopted resolutions for capital project budgets, major maintenance or repair project budgets, and other purposes.
- *Unassigned* fund balance is the residual positive fund balance within the General Fund, which has not been assigned to other funds and has not been restricted, committed, or assigned. In funds other than the General Fund, unassigned fund balances are limited to negative residual balances.

The County uses restricted amounts first when both restricted and unrestricted fund balances are available unless there are legal documents/contracts prohibiting this, such as grant agreements requiring dollar for dollar spending. In addition, the County uses committed prior to assigned fund balances and assigned fund balances prior to unassigned fund balances.

Y. Tax Abatements

The County follows GASB Statement No. 77, *Tax Abatement Disclosures*. Under this statement, the County discloses the nature of its tax abatement programs and amounts paid to qualified participants. See Note 17, *Tax Abatements*, for more information.

Z. Subsequent Events

In accordance with GASB Statement No. 56, *Codification of Accounting and Financial Reporting Guidance Contained in the AICPA Statements on Auditing Standards*, the County has, while preparing this annual financial report, evaluated events occurring after the balance sheet date through April 22, 2021, which is the date this report was available to be issued. See Note 18, *Subsequent Events*, for more information.

HILLSBOROUGH COUNTY, FLORIDA

Notes to Financial Statements

AA. Derivative Instruments

The County is committed to following GASB Statement No. 53, *Accounting and Financial Reporting for Derivative Instruments*, and GASB Statement No. 64, *Derivative Terminations*, if derivative contracts are used by the County in the future. During fiscal year 2020, the Hillsborough County primary government had no derivatives requiring recognition, measurement, or disclosure.

The Housing Finance Authority of Hillsborough County component unit had four mortgage backed security forward sales contracts at September 30, 2020, which were considered derivatives. The fair value of these derivatives, which were effective hedges with a fair value of \$12,000, was reported as deferred outflows of resources with a corresponding liability for derivative instrument - hedging on the statement of net position.

Note 2 Budgetary Accounting

Florida Statutes, requires each county to prepare, approve, adopt, and execute an annual budget, for such funds as required by law, sound financial practice, or GAAP. The budget controls the levy of taxes and the expenditures of money for County purposes. County funds have annually appropriated budgets, meaning that their budgets are established annually. Chapter 129, Florida Statutes, requires that budgetary controls be established at the fund level, and provides that it is unlawful to expend more than is budgeted in a fund, and in no instance may expenditures exceed total appropriations. The Constitutional Officers and component units exercise budgetary control at a legal level of control, which is at the fund level. The legal level of control is that level of detail at which the governing body must approve expenditures or transfers which exceed appropriated amounts. The BOCC exercises budgetary control at a legal level of control, which is at the fund, department, and character level. A character is a category such as personnel services, operating expenditures, capital outlay, debt service, or grants and aids. A separate *Supplemental Budget Versus Actual Expenditures Report for the Fiscal Year Ended September 30, 2020* has been prepared to present the data of the BOCC at its legal level of control for funds with annually appropriated budgets.

During a fiscal year the BOCC may amend its adopted budget. These amendments provide supplemental appropriations in a fund and department to meet operational requirements resulting from: unanticipated circumstances; error corrections; or the need to expend new funds received from grant awards, contributions, insurance recoveries or bond/loan proceeds. During fiscal year 2020, supplemental appropriations to the BOCC budget, excluding Component Units, were approximately \$503,668,000 or 7.6% of the originally adopted budget, compared to supplemental appropriations of 13.7% during the prior year. Some of these supplemental appropriations were due to a variety of reasons including the adjustment of estimated fund balances to actual fund balances where advisable and grant awards received on or after October 1, 2019.

At the end of the fiscal year, the appropriations of annually adopted budgets lapse. Budget amendments may be used to reduce appropriations in cases where actual revenues are anticipated to fall short of original estimates. The intent of the County is to establish a revised budget that provides for the use of available funds where permitted by law.

The County uses encumbrance accounting in governmental funds. Encumbrances represent commitments for future expenditures, based on purchase orders or contracts issued, where the goods or services have been ordered but have not been received. Encumbrances are used to help ensure that the sum of actual expenditures and commitments for future expenditures do not exceed the total level of appropriations authorized. Encumbrances do not constitute expenditures or liabilities because no resources are expended until the goods or services are received.

County budgets are prepared on a basis of accounting consistent with GAAP except for the budget of the General Fund, which is partly prepared on a basis of accounting that differs from GAAP. In the Sheriff portion of the General Fund specifically, there are differences between the budgetary basis of accounting and GAAP in the treatment of grants and contract revenues and related expenditures. On a budgetary basis, cost-reimbursement type grant revenues, contract-related charges for services, and associated expenditures are netted. On a GAAP basis, revenues and expenditures from these grants and contracts are presented at gross amounts in the financial statements.

Florida Statutes require entities that receive property appraisal and tax collection services to pay commissions to the Property Appraiser and Tax Collector, respectively. In addition, Florida Statutes require any unused money to be returned at year-end

HILLSBOROUGH COUNTY, FLORIDA

Notes to Financial Statements

to the entities that paid these commissions. On the budgetary basis, distributions of excess fees paid to governmental entities outside of the County's reporting entity are shown as other financing uses and caused a negative variance on the budgetary basis in the General Fund for fiscal year 2020 because distributions exceeded appropriations.

With the Property Appraiser and Tax Collector portions of the General Fund, there are differences between the budgetary basis of accounting and GAAP in the treatment of excess fee distributions to governmental entities outside of the County's reporting entity. On a budgetary basis, distributions of excess fees through these two funds are reported as other financing uses. On a GAAP basis, these distributions are reported as expenditures because there is a reduction in the net financial resources of the County. The negative variance was not unfavorable because it represented the return of savings from Property Appraiser and Tax Collector operations.

Actual results of operations of the Sheriff, Property Appraiser, and Tax Collector are presented as portions of the General Fund and are reported on a GAAP basis in the Statement or Schedules of Revenues, Expenditures and Changes in Fund Balances. These funds, however, are presented on a budgetary basis on the Schedules of Revenues, Expenditures and Changes in Fund Balances - Budget and Actual.

The Sheriff's Child Protective Investigations Fund, Inmate Welfare Fund, Misdemeanor Probation Services Fund, Communication 911 Fund, BOCC Special Projects Fund, and the Supervisor's Grant Fund did not have legally adopted budgets. Therefore, these funds do not have Nonmajor Special Revenue Funds or Individual Fund Schedules of Revenues, Expenditures and Changes in Fund Balances - Budget and Actual. Reconciliation's of the fund balance as reported on the budgetary basis to the fund balance reported on the GAAP basis are presented on the face of the applicable statements or schedules on the budgetary basis.

The General Fund was \$15,084,000 over budget in transfers out primarily because residual funds sent back to the BOCC at year-end are not budgeted or are budgeted very conservatively. The Sheriff, Tax Collector and Clerk returned \$26,909,000, \$17,771,000 and \$4,676,000, in residual funds and/or excess fees, respectively.

The County's legal level of control is at the fund, department and character level. The budget and actual statements and schedules are presented at a function level. There were over budget conditions at the function level in the following funds, created when a certain function was budgeted, but actual expenditures were recorded in another function: The Countywide Special Purpose Fund was \$1,051,000 over budget in culture and recreation expenditures. The Intergovernmental Grants Fund was \$6,000 over budget in culture and recreation expenditures. The County Transportation Fund was \$212,000 and \$68,000 over in physical environment and human services expenditures, respectively. Even though there was a difference in the function budgeted versus the function actually charged, the expenditures are within the legal level of control at the fund, department and character level.

Note 3 Deposits and Investments

A. Deposits

At September 30, 2020, the total of the carrying amounts of the County's deposits (unrestricted and restricted) was \$110,381,000 and the total of the bank balances was \$138,520,000. The County's deposits consisted of demand deposits, and money market accounts. The bank balances are fully insured by federal deposit insurance and/or secured by the multiple financial institution collateral pool established under the "Florida Security for Public Deposits Act," Chapter 280, Florida Statutes. Cash in excess of the operating requirements of each fund are pooled and invested by the County in a variety of deposits and investments with the objectives of optimizing safety, liquidity, and yield, in that order. Earnings from pooled investments are allocated to each of the funds based on the average daily cash equity balance of each fund or as prescribed by BOCC resolution. Amounts that may not be commingled in accordance with certain bond resolutions or other agreements are invested outside the investment pool. For the component units which are in the County reporting entity figures shown above, the carrying amounts and bank balances were both \$256,000.

HILLSBOROUGH COUNTY, FLORIDA
Notes to Financial Statements

B. Investments

In accordance with GASB Statement 31, *Accounting and Financial Reporting for Certain Investments and External Investment Pools*, investments are carried and reported at fair value, except for investments in qualifying pools, certificates of deposits and money market funds, which are reported at amortized cost as described later in this note. Fair value is the amount at which an investment could be exchanged in a current transaction between willing parties, other than in a forced or liquidation sale. If quoted market prices are available, they are used to determine fair value. For investments in open-end mutual funds, amortized cost is determined by the fund's current share price. Investments made by the County (unrestricted and restricted) are summarized in the following table. The investments are classified by investment category and show fair value, modified duration in years, and credit rating. All investment income, including changes in the fair value of investments, is reported as a part of interest revenue in the financial statements.

Investments	(Amounts in Thousands)		Fair Value Level	Modified Duration In Years	Credit Ratings
	Primary Government	Component Units			
U.S. treasury securities	\$ 1,461,527	--	2	1.1	AA+/A-1+ (b)
U.S. government agency (GNMA)	-	219	2	n/a, 17.0 (a)	AA+/A-1+ (b)
U.S. government sponsored agency securities	565,968	346	2	2.4, 17.0 (a)	AA+/A-1+ (b)
Commercial paper notes	2,997	--	2	0.1	A-1/A-1+
Corporate notes	46,541	--	2	1.0	AA/AA+/AAA
Municipal bonds	33,804	--	2	1.5	AA
Subtotal	2,110,837	565			
Amortized Cost					
State Board of Administration (SBA):					
Florida PRIME	673,286	-	--	0.2 (c)	AAAm
Certificates of deposit	-	737	--	n/a	unrated
Open-end money market mutual funds	9,385	9,551	--	0.1, 0.1 (a)	AAAm, unrated (a)
Total investments	\$ 2,793,508	10,853			

(a) First figure is for the primary government; second figure is for the Housing Finance Authority component unit.

(b) Standard & Poor's long-term credit rating of AA+ if security's maturity exceeds a year or short-term rating of A-1+ if security's maturity is a year or less.

(c) Weighted average life (WAM) of (86 days)/(365 days) = 0.2 was used to approximate modified duration.

Modified duration is a measure of interest rate risk. It measures the sensitivity of an investment's price to interest rate changes. For example, if an investment security has a modified duration of two years, then a one-percentage point increase in the market interest rate will cause the value of the security to decline by two percent. Conversely, a one-percentage point decline in the market interest rate will cause the value of the security with a modified duration of two years to increase in value by two percent. The modified duration of the investment portfolio of the primary government, as a whole at year-end, was approximately 1.07 years. The duration of callable securities was calculated using the call date as the maturity date.

In accordance with GASB Statement No. 72, *Fair Value Measurement and Application*, the fair value hierarchy categorizes the inputs to valuation techniques used to measure fair value into three levels. Level 1 inputs are unadjusted quoted prices in active markets for identical assets. Level 2 inputs are significant observable inputs other than quoted prices included in Level 1. Level 3 inputs are significant unobservable inputs. If the fair value of an asset or liability is measured using inputs from more than one level of the hierarchy, then the measurement is considered to be based on the lowest priority level input that is significant to the entire measurement.

Bond investments are shown in Level 2 because the price of similar bonds would be a Level 2 input. Bond investments are valued monthly with a pricing service that uses matrix pricing. Investments in Florida PRIME, certificates of deposit and open-end money market mutual funds are not placed in a category because their values are measured at amortized costs.

HILLSBOROUGH COUNTY, FLORIDA

Notes to Financial Statements

A credit rating is a measure of credit risk, the risk that an issuer or other counterparty to an investment will not fulfill its obligations. Custodial credit risk, a subset of credit risk, is the risk that counterparties fail to fulfill their obligations. All of the investments of the County are insured or registered, or held by the County or its agent in the County's name. Excluding the investment pools managed by the State Board of Administration (SBA), securities issued by the US government, its agencies or instrumentalities, and mutual funds investing in such securities, no one issuer represents 5% or more of the total investments of the County.

C. SBA's Florida PRIME

The SBA manages Florida PRIME, an external investment pool that essentially operates as a money market fund for Florida governmental entities. Regulatory oversight of the SBA is provided by three state of Florida elected officials designated as trustees: the Governor serves as Chairman of the SBA; the Chief Financial Officer serves as Treasurer of the SBA; and the Attorney General serves as Secretary of the SBA. External oversight of the State Board of Administration is provided by the Investment Advisory Council, which reviews investment performance, strategy and decision-making, and provides insight, advice and counsel on these and other matters when appropriate. A six-member Participant Local Government Advisory Council was created to review the administration of the fund and make recommendations to the trustees. Audit oversight is also provided by the state of Florida Auditor General. Since 2007, Florida PRIME has received Standard & Poor's AAAM rating each year, which is the highest rating for an investment pool.

In accordance with GASB Statement No. 79, *Certain External Investment Pools and Pool Participants*, Florida PRIME measures its investments at amortized cost, but the County's position in Florida PRIME is considered to be equivalent to fair value. Florida PRIME has a constant net asset value of one dollar.

Florida PRIME currently does not have withdrawal limits or redemption notice periods. With regard to redemption gates, Chapter 218.409(8)(a), Florida Statutes, has several provisions. The principal of each account in Florida PRIME is subject to payment at any time from money in Florida PRIME. However, the Executive Director of the SBA may in good faith limit contributions to or withdrawals from Florida PRIME for 48 hours due to the occurrence of an event that has material impact on liquidity or operations. Such action must be immediately disclosed to all participants, the Trustees, the Joint Legislative Auditing Committee, the Investment Advisory Council, and the Participant Local Government Advisory Council. The Trustees shall convene an emergency meeting as soon as practicable from the time the Executive Director has instituted such measures and review of the necessity of those measures. If the Trustees are unable to convene an emergency meeting before the expiration of the 48-hour moratorium on contributions and withdrawals, the moratorium may be extended by the Executive Director until the Trustees are able to meet to review the necessity of the moratorium. If the Trustees agree with such measures, the Trustees shall vote to continue the measures for up to an additional 15 days. The Trustees must convene and vote to continue any such measures before the expiration of the time test, but in no case may the time set by the Trustees exceed 15 days.

Although Florida Statute 218.409(4) gives the SBA authority to impose early withdrawal penalties if the amount and purpose of such fees are disclosed in the enrollment materials, the SBA has not imposed such penalties. As of September 30, 2020, there were no redemption fees, maximum transaction amounts, or any other requirements that serve to limit a participant's daily access to full account values.

HILLSBOROUGH COUNTY, FLORIDA
Notes to Financial Statements

D. Investment Policy

The County's investment policy manages interest rate risk, credit risk, and concentration of credit risk by following Section 218.415, Florida Statutes, and County Ordinance No. 08-6. Section 218.415, Florida Statutes, authorizes the County to invest surplus funds in the following:

- a. The state of Florida's Local Government Investment Pool, known as Florida PRIME.
- b. Direct obligations of the US government.
- c. Obligations of US government agencies such as the Government National Mortgage Association.
- d. Obligations of US government sponsored agencies (instrumentalities) such as the Federal Farm Credit System Banks, Freddie Mac (Federal Home Loan Mortgage Corporation), the Federal Home Loan Banks, or Fannie Mae (Federal National Mortgage Association).
- e. Interest-bearing time deposits or savings accounts in qualified public depositories as defined in Section 280.02, Florida Statutes.
- f. US Securities and Exchange Commission registered money market funds with the highest credit quality ratings from a nationally recognized rating agency.
- g. Securities of, or other interests in, any open-end or closed-end management type investment companies or investment trusts registered under the Investment Company Act of 1940 as amended, provided the portfolio is limited to obligations of the US government or its agencies and instrumentalities, and to repurchase agreements fully collateralized by such investments, provided the investment company or investment trust takes delivery of the collateral either directly or through an authorized custodian.
- h. Other investments authorized for the County by law, county ordinance, or resolution.

In addition to the above, County Ordinance 08-6 restricts the County's investments as follows:

- a. The entire portfolio may be invested in US Treasury securities with a maximum maturity length of 10 years, but investments in Treasury strips are limited to 10% of the portfolio.
- b. A maximum of 50% of the portfolio may be invested in the state of Florida's Local Government Investment Pool, known as Florida PRIME.
- c. A maximum of 50% of the portfolio may be invested in US government agency securities, with no more than 10% of the portfolio in any individual US government agency.
- d. A maximum of 60% of the portfolio may be invested in obligations of US government instrumentalities with a maturity length of 10 years, provided that no more than 30% of the portfolio is invested in any one issuer and no more than 25% of the portfolio is invested in callable securities.
- e. A maximum of 20% of the portfolio may be invested in repurchase agreements excluding one-business day agreements and overnight sweep agreements, with no more than 10% of the portfolio in the repurchase agreements of a single institution.
- f. A maximum of 20% of the portfolio may be invested in nonnegotiable interest-bearing time certificates of deposit of an institution with deposits secured by the Florida Security for Public Deposits Act, provided that the maximum maturity on any certificate is no greater than one year and no more than 10% of the portfolio is deposited with any one issuer.
- g. A maximum of 20% of the portfolio may be invested in prime commercial paper (i.e. rated Prime-1 by Moody's, A-1 by Standard & Poor's, or AA by two nationally recognized rating agencies if backed by a letter of credit), with no more than

HILLSBOROUGH COUNTY, FLORIDA
Notes to Financial Statements

5% of the portfolio in the commercial paper of a single issuer. The maximum length to maturity shall be 270 days from the date of purchase.

- h. A maximum of 50% of the portfolio may be invested in money market funds offered by registered investment companies and operated in accordance with 17 CFR 270.2a-7, provided that the money market funds are rated AAAm or AAAm-G or better by Standard & Poor's or the equivalent by another nationally recognized rating agency. No more than 25% of the portfolio may be invested in any one money market fund.
- i. A maximum of 15% of the portfolio may be invested in high quality corporate notes (rated Aa by Moody's and AA by Standard & Poor's), with no more than 5% of the portfolio in the notes of a single issuer.
- j. A maximum of 20% of the portfolio may be invested in intergovernmental investment pools, provided that the total investment does not exceed 25% of the intergovernmental pool.
- k. A maximum of 25% of the total portfolio may be invested in state or local government taxable and/or tax exempt general obligation and/or revenue bonds (rated at least Aa by Moody's and AA by Standard and Poor's) or short-term debt (rated at least MIG-2 by Moody's and SP-2 by Standard & Poor's).
- l. A maximum of 20% of the total portfolio may be invested in bankers' acceptances issued by a domestic bank or federally chartered domestic office of a foreign bank (rated at least P-1 by Moody's Investors Service and A-1 by Standard & Poor's), with a maximum of 5% of available funds with any one issuer. The maximum length to maturity shall be 180 days from purchase.
- m. Reverse repurchase agreements and securities lending transactions are not permitted.
- n. The maximum maturities shown above may be exceeded if investments are purchased to fulfill long-term debt service reserve requirements, in which case investments are permitted to have maturity dates up through the life of the debt service reserves.

E. Other

At year-end, the County had \$14,991,000, in callable securities of US government sponsored agencies. These securities were purchased because the advantage gained from their higher interest rates more than offset the reinvestment risk—the risk that securities could be called and the proceeds reinvested at lower interest rates.

For the Hillsborough County reporting entity, deposits of \$110,381,000 plus investments of \$2,804,361,000 shown in the notes to the financial statements equal: the total of restricted and unrestricted cash and cash equivalents and investments of \$2,841,227,000 presented on the Statement of Net Position; plus the cash and cash equivalents and investments of \$73,515,000 shown on the Statement of Fiduciary Assets and Liabilities - Agency Funds since the cash and cash equivalents and investments of Fiduciary Funds are included in the notes to the financial statements, but not in the Statement of Net Position.

Note 4 Property Taxes

Property taxes based on assessed values at January 1 are payable on November 1 of each year. A four percent discount is allowed if the taxes are paid in November, with the discount declining by one percentage point each month thereafter. Taxes become delinquent on April 1 of the following year and tax certificates for the full amount of any unpaid taxes and assessments are auctioned beginning June 1 of that year. Property tax revenue is recorded when it becomes available. Available means when due and collectible within the current period or soon enough thereafter to be used to pay liabilities of the current period. No accrual for the property tax levy becoming due in November of 2020 is included in the accompanying financial statements since such taxes are collected to finance expenditures of the subsequent period. Section 200.071, Florida Statutes, limits aggregate ad valorem tax millage against property of the County to 10 mills each for countywide and unincorporated area services unless increased by voter referendum.

HILLSBOROUGH COUNTY, FLORIDA
Notes to Financial Statements

Note 5 Accounts Receivable, Amounts Due From Other Governments, and Mortgages Receivable

Accounts receivable at September 30, 2020, for the County’s individual major funds and nonmajor funds in total, including applicable allowances for doubtful accounts, were as follows:

<i>(Amounts in Thousands)</i>	Accounts Receivable, Gross	Allowance for Doubtful Accounts	Accounts Receivable, Net
General Fund	\$ 49,566	(41,255)	8,311
Intergovernmental Grants Fund	1	--	1
County Transportation Fund	1	--	1
Nonmajor governmental funds	1,894	(1,134)	760
Internal service funds	580	--	580
Water Enterprise Fund	214,777	(2,177)	212,600
Solid Waste Enterprise Fund	5,468	(119)	5,349
Total for primary government	<u>272,287</u>	<u>(44,685)</u>	<u>227,602</u>
Component units	126	--	126
Total for Hillsborough County reporting entity	<u>\$ 272,413</u>	<u>(44,685)</u>	<u>227,728</u>

On the following chart of amounts due from other governments at September 30, 2020, “State/Federal Grants” refers to amounts receivable from federal, state, or other grantors. “Due from state of Florida” refers to amounts receivable such as sales taxes, state shared revenues or other non-grant receivables from the state of Florida. Most accounts receivable and amounts due from other governments are expected to be collected within one year.

<i>(Amounts in Thousands)</i>	Due From Other Governments			
	State/Federal Grants	State of Florida	Other	Totals
General Fund	\$ 224	1,338	-	1,562
Countrywide Special Purpose Fund	-	22,673	-	22,673
Sales Tax Revenue Fund	-	40,389	-	40,389
Intergovernmental Grants Fund	29,152	-	-	29,152
County Transportation Fund	1,610	8,339	-	9,949
Transportation Surtax Projects Fund	-	17,472	-	17,472
Nonmajor governmental funds	-	3,010	-	3,010
Water Enterprise Fund	<u>2,780</u>	<u>-</u>	<u>-</u>	<u>2,780</u>
Total for primary government	<u>33,766</u>	<u>93,221</u>	<u>-</u>	<u>126,987</u>
Component units	-	-	5,222	5,222
Total for Hillsborough County reporting entity	<u>\$ 33,766</u>	<u>93,221</u>	<u>5,222</u>	<u>132,209</u>

HILLSBOROUGH COUNTY, FLORIDA
Notes to Financial Statements

The County has a multi-family, single-family, construction and rehabilitation loan program to allow real estate developers with approved construction or rehabilitation projects to receive low interest mortgage loans where interest may be deferred until the end of the loan period under certain conditions. Most of the funding for this affordable housing program comes from the state of Florida's State Housing Initiative Partnership (SHIP) program and the federal government's HOME Investment Partnerships and Community Development Block Grant (CDBG) programs.

The County has two other programs to help provide affordable housing to County residents: (a) The First Time Home Buyers Down Payment Assistance program provides qualified first-time home buyers with a mortgage loan for down payment assistance which is payable upon sale of the house, but will be forgiven if the borrower remains in the house for an agreed upon period of up to 30 years. (b) The owner-occupied rehabilitation loan program allows qualified residents to apply for a mortgage loan for rehabilitation purposes. In certain cases a third-party administrator manages loan repayments. Both of these programs are funded by SHIP, CDBG, and HOME Investment Partnership grant programs.

The County also entered into contracts with not-for-profit entities to provide community services and development. Since grant funding is used for these contributions, the County places liens on these properties. There is no intention for the County to be repaid these amounts. As a result the County records receivables for these amounts, as well as an allowance for doubtful accounts for the full amount of the receivable. Therefore there is no effect on Mortgages Receivable, Net.

The County also receives grant funding from the federal government's Neighborhood Stabilization Program (NSP). Under this program, the County uses NSP funding primarily to provide mortgages to nonprofit organizations to buy foreclosed and abandoned residential properties, renovate them, and sell them to members of the public to repeat the process.

Liens have been recorded in official records for the properties acquired for each of the loan programs described above. Mortgages receivable, net of applicable allowances for doubtful accounts, for these programs at September 30, 2020, which are reported in "notes and loans receivable," were as follows:

<i>(Amounts in Thousands)</i>	Mortgages Receivable, Gross	Allowance for Doubtful Accounts	Mortgages Receivable, Net
Intergovernmental Grants Fund	\$ 60,431	(60,431)	--
Local Housing Assistance Fund	49,703	(49,703)	--
Total for primary government	110,134	(110,134)	--
Component units	10,852	(943)	9,909
Hillsborough County reporting entity	<u>\$ 120,986</u>	<u>(111,077)</u>	<u>9,909</u>

HILLSBOROUGH COUNTY, FLORIDA
Notes to Financial Statements

Note 6 Capital Assets

Changes in capital assets of governmental and business-type activities for the year ended September 30, 2020 were as follows:

Governmental Activities: <i>(Amounts in Thousands)</i>	Beginning Balance	Increases	Decreases	Ending Balance
Land, including rights-of-way	\$ 582,188	27,744	--	609,932
Infrastructure	6,346,741	42,565	--	6,389,306
Construction work in progress	93,466	110,592	50,563	153,495
Total non-depreciable assets	<u>7,022,395</u>	<u>180,901</u>	<u>50,563</u>	<u>7,152,733</u>
Buildings	934,564	6,448	--	941,012
Improvements other than buildings	353,009	31,519	--	384,528
Equipment	425,661	64,476	31,185	458,952
Intangibles*	44,099	3,812	--	47,911
Total depreciable assets	<u>1,757,333</u>	<u>106,255</u>	<u>31,185</u>	<u>1,832,403</u>
Less accumulated depreciation for:				
Buildings	(491,181)	(25,107)	(2)	(516,286)
Improvements other than buildings	(218,797)	(15,890)	--	(234,687)
Equipment	(317,104)	(42,028)	(30,135)	(328,997)
Intangibles	(41,132)	(2,456)	--	(43,588)
Total accumulated depreciation	<u>(1,068,214)</u>	<u>(85,481)</u>	<u>(30,137)</u>	<u>(1,123,558)</u>
Total capital assets, being depreciated, net	<u>689,119</u>	<u>20,774</u>	<u>1,048</u>	<u>708,845</u>
Total governmental capital assets, net	<u>\$ 7,711,514</u>	<u>201,675</u>	<u>51,611</u>	<u>7,861,578</u>

*Intangible assets include easements and software.

Business-type Activities <i>(Amounts in Thousands)</i>	Beginning Balance	Increases	Decreases	Ending Balance
Land, including rights-of-way	\$ 43,119	--	266	42,853
Construction work in progress	277,098	96,313	283,106	90,305
Total non-depreciable assets	<u>320,217</u>	<u>96,313</u>	<u>283,372</u>	<u>133,158</u>
Buildings	680,449	248,194	--	928,643
Improvements other than buildings	1,869,724	53,068	--	1,922,792
Equipment	71,910	7,758	21	79,647
Intangibles - Software*	4,487	1,936	31	6,392
Total depreciable assets	<u>2,626,570</u>	<u>310,956</u>	<u>52</u>	<u>2,937,474</u>
Less accumulated depreciation for:				
Buildings	(459,143)	(34,958)	--	(494,101)
Improvements other than buildings	(977,497)	(57,976)	--	(1,035,473)
Equipment	(58,411)	(4,761)	1,023	(64,195)
Intangibles - Software*	(1,448)	(1,642)	--	(3,090)
Total accumulated depreciation	<u>(1,496,499)</u>	<u>(99,337)</u>	<u>1,023</u>	<u>(1,596,859)</u>
Total capital assets, being depreciated, net	<u>1,130,071</u>	<u>211,619</u>	<u>1,075</u>	<u>1,340,615</u>
Total business-type capital assets, net	<u>\$ 1,450,288</u>	<u>307,932</u>	<u>284,447</u>	<u>1,473,773</u>

*Intangible assets include easements and software.

HILLSBOROUGH COUNTY, FLORIDA
Notes to Financial Statements

Depreciation and/or amortization expense was charged for fiscal year 2020 to functions of the primary government as shown below:

<i>(Amounts in Thousands)</i>	Depreciation and Amortization
Governmental activities:	
General Government	\$ 13,442
Public safety	43,725
Physical environment	1,113
Transportation	2,427
Economic environment	2,580
Human services	7,645
Culture and recreation	2,901
Internal service funds	11,648
Total depreciation expense - governmental activities	\$ 85,481
Business-type activities:	
Water Enterprise Fund	\$ 89,330
Solid Waste Enterprise Fund	10,396
Total depreciation/amortization expense-business-type activities	\$ 99,726

Construction or capital improvement commitments outstanding for the County primary government's individual major and nonmajor funds in total, as measured by purchase orders and contracts outstanding at September 30, 2020 were as follows:

<i>(Amounts in Thousands)</i>	Construction Commitments Outstanding
Intergovernmental Grants	\$ 18
County Transportation Fund	60,641
Infrastructure Surtax Projects Fund	14,792
Nonmajor special revenue funds	21,006
Nonmajor capital projects funds	46,339
Water Enterprise Fund	50,502
Solid Waste Enterprise Fund	1,701
Total construction commitments outstanding	\$ 194,999

The Capital Improvement Program is a financial plan of proposed capital projects covering a five or six-year period. Project costs can include project development, site acquisition, design, construction, renovation, initial fixtures and equipment, and administration. Major categories of projects include fire services, government facilities, libraries, parks programs, solid waste, stormwater, transportation, and water and wastewater. The Capital Improvement Program does not identify all project costs. It only identifies what will likely be appropriated during the period. Total capital costs will be greater. The Capital Improvement Program for fiscal years 2020 through 2025 incorporates projects with a total cost of \$1,721,000,000.

HILLSBOROUGH COUNTY, FLORIDA
Notes to Financial Statements

Note 7 Long-Term Liabilities

A. Changes in Long-Term Liabilities

The following is a summary of changes in non-current liabilities for the year ended September 30, 2020, for both governmental activities and business-type activities:

Governmental Activities: <i>(Amounts in Thousands)</i>	Beginning Balance	Additions	Reductions	Ending Balance	Due within one year
General obligation bonds	\$ 109,488	--	2,683	106,805	3,080
Unamortized bond issue premiums	6,211	--	434	5,777	--
Revenue bonds	544,845	--	36,155	508,690	37,940
Unamortized bond issue premiums	35,551	--	6,392	29,159	--
Notes payable	38,745	59,600	25,638	72,707	72,707
Notes from direct borrowings	60,496	--	4,222	56,274	4,315
Unamortized note issue discount	(23)	--	(5)	(18)	--
Compensated absences payable*	50,489	68,448	62,104	56,833	49,147
Net pension liability****	976,895	223,446	--	1,200,341	--
Total OPEB liability**	114,691	--	2,065	112,626	--
Insurance claims payable***	31,891	146,392	143,387	34,896	34,896
Governmental activity long-term liabilities- primary government	<u>1,969,279</u>	<u>497,886</u>	<u>283,075</u>	<u>2,184,090</u>	<u>202,085</u>
Component units	<u>35</u>	<u>--</u>	<u>23</u>	<u>12</u>	<u>--</u>
Governmental activities long-term liabilities- reporting entity	<u>\$ 1,969,314</u>	<u>497,886</u>	<u>283,098</u>	<u>2,184,102</u>	<u>202,085</u>

*Compensated absences payable are liquidated as sick and vacation leave expenditures are recorded for employees in the General Fund, Countywide Special Purpose Fund, Sales Tax Revenue Fund, Intergovernmental Grants Fund, County Transportation Fund, Infrastructure Surtax Fund, Water Enterprise Fund, Solid Waste Enterprise Fund, and various nonmajor funds with personnel expenditures.

**Total OPEB liability is liquidated as the medical claims of retirees covered by Hillsborough County are paid through the Self-Insurance Internal Service Fund.

***September 30, 2020, the Hillsborough County health care program for low-income residents had an “insurance claims payable, current” liability of \$4,792,000 reported for claims incurred but not reported and reported but not paid, which was shown in the Statement of Net Position and the Balance Sheet – Governmental Funds. That liability was not included in the chart above because it was a current liability.

****The General Fund, Countywide Special Purpose Fund, Sales Tax Revenue Fund, Intergovernmental Grants Fund, County Transportation Fund, Infrastructure Surtax Fund, Water Enterprise Fund, Solid Waste Enterprise Fund, and various nonmajor funds with personnel expenditures are used to make contribution payments to the Florida Retirement System. However, FRS pension and HIS liabilities themselves are liquidated directly by the FRS since these liabilities are held by the FRS rather than the County.

HILLSBOROUGH COUNTY, FLORIDA
Notes to Financial Statements

Business-type Activities <i>(Amounts in Thousands)</i>	Beginning Balance	Additions	Reductions	Ending Balance	Due Within One Year
Revenue bonds	\$ 451,587	90,375	131,417	410,545	12,175
Unamortized bond issue premiums	24,510	12,418	3,443	33,485	--
Unamortized bond issue discounts	(336)	--	(336)	--	--
Compensated absences payable	3,686	3,814	3,337	4,163	3,915
Net pension liability	54,559	11,941	--	66,500	--
Total OPEB liability	4,180	--	136	4,044	--
Other long-term liabilities (see Note 7.D.)	41,127	2,823	--	43,950	--
Business-type activity, long-term liabilities	<u>\$ 579,313</u>	<u>121,371</u>	<u>137,997</u>	<u>562,687</u>	<u>16,090</u>

See Note 19 Exhibit A “Schedule of Changes in Long-Term Debt” at the end of the Notes to the Financial Statements for more information on the long-term debt of governmental and business-type activities, including the current portion of long-term debt. Deferred refunding losses and unamortized bond issuance discounts are recorded as reductions of bonds payable on the Statement of Net Position. Unamortized bond issuance premiums are recorded as additions to bonds payable on the Statement of Net Position.

B. Bonds Payable

Bonds payable, including current maturities, at September 30, 2020 were as follows:

<i>(Amounts in Thousands)</i>	<u>Long-term Debt, Governmental</u>
General Obligation Bonds:	
\$18,540 August 28, 2002, General Obligation Refunding Bonds (Unincorporated Area Parks and Recreation Program), Series 2002, due in annual installments through 2025; interest cost at 4.20%. (Other Information (unaudited) - Exhibit B)	\$ 4,665
Unamortized bond issue premium	13
\$38,830 August 20, 2019, General Obligation Refunding Bonds (Environmental Land Acquisition and Protection Program), Series 2019A, due in annual installments through 2039; interest cost at 4.00%. (Other Information (unaudited) - Exhibit N)	37,710
Unamortized bond issue premium	2,752
\$64,950 August 20, 2019, General Obligation Bonds (Environmental Land Acquisition and Protection Program, Series 2019B, due in annual installments through 2049; interest cost at 4.00%. (Other Information - Exhibit O)	64,430
Unamortized bond issue premium	3,012
Net general obligation bonds, governmental activities	<u>\$ 112,582</u>

HILLSBOROUGH COUNTY, FLORIDA
Notes to Financial Statements

Revenue Bonds	Long-term Debt, Governmental
\$38,130 May 23, 2012, Community Investment Tax Refunding Revenue Bonds, Series 2012A, due in annual installments through 2025; interest cost at 2.42%. (Other Information (unaudited) - Exhibit C) Unamortized bond issue premium	\$ 19,715 1,113
\$51,625 May 23, 2012, Community Investment Tax Refunding Revenue Bonds, Series 2012B, due in annual installments through 2025; interest cost at 2.42%. (Other Information (unaudited)- Exhibit D) Unamortized bond issuance premium	31,540 1,745
\$67,445 June 21, 2012, Capital Improvement Program Revenue Bonds, Series 2012, due in annual installments through 2026; interest cost at 2.16%. (Other Information (unaudited) - Exhibit E) Unamortized bond issuance premium	10,370 180
\$67,800 April 9, 2015, Communications Services Tax Revenue Bonds, Series 2015, due in annual installments through 2045; interest cost at 2.16%. (Other Information (unaudited) - Exhibit F) Unamortized bond issue premium	63,045 4,125
\$139,500 July 29, 2015, Community Investment Tax Refunding Revenue Bonds, Series 2015, due in annual installments through 2025; interest cost at 2.18%. (Other Information (unaudited) – Exhibit G) Unamortized bond issue premium	105,480 7,579
\$18,185 July 14, 2016, Capital Improvement Program Refunding Revenue Bonds, Series 2016, due in annual installments through 2024; interest cost at 1.56%. (Other Information (Unaudited) - Exhibit H) Unamortized bond issue premium	9,855 488
\$39,075 October 27, 2016, Fifth Cent Tourist Development Tax Refunding Revenue Bonds Series 2016, due in annual installments through 2047; interest cost at 2.64%. (Other Information (Unaudited) - Exhibit I) Unamortized bond issue premium	36,770 1,243
\$12,875 February 16, 2017, Fourth Cent Tourist Development Tax Refunding Revenue Bonds Series 2017A, due in annual installments through 2035; interest cost at 3.91%. (Other Information (unaudited) - Exhibit J) Unamortized bond issue premium	11,085 492
\$22,020 February 16, 2017, Fourth Cent Tourist Development Tax Refunding Revenue Bonds Series 2017B, due in annual installments through 2035; interest cost at 3.91%. (Other Information (Unaudited) - Exhibit K)	20,840
\$61,700 July 24, 2018 Community Investment Tax Revenue Bonds, Series 2018, due in annual installments through 2026; interest cost at 3.987%. (Other Information (Unaudited) - Exhibit L) Unamortized bond issue premium	57,270 5,761
\$142,720 June 20, 2019, capital Improvement Non-Ad Valorem revenue Bonds, Series 2019 in annual installments through 2026; interest cost at 3.11%. (Other Information (Unaudited) - Exhibit M) Unamortized bond issue premium	142,720 6,433
Net revenue bonds, governmental activities	<u>537,849</u>
Total of net general obligation bonds, and net revenue bonds, for governmental activities	<u>\$ 650,431</u>

HILLSBOROUGH COUNTY, FLORIDA
Notes to Financial Statements

Revenue Bonds	<u>Long-term Debt, Business-type</u>
\$21,700 November 16, 2010, Utility Revenue Bonds, Series 2010C (Recovery Zone Economic Development Bonds, which are taxable, but provide a direct 45% interest subsidy to the local government), final maturity in 2040; interest cost at 3.22%. (Other Information (Unaudited) - Exhibit T)	\$ 21,700
\$207,795 July 26, 2016, Utility System Revenue Bonds, Series 2016B, final maturity in 2046; interest cost at 2.83%. (Other Information (Unaudited) - Exhibit U) Unamortized bond issue premium	204,600 9,904
\$89,010 November 21, 2016, Solid Waste and Resource Recovery Revenue Bonds, Series 2016A, due in annual installments through 2034; interest cost at 3.0%. (Other Information (Unaudited) - Exhibit V) Unamortized bond issue premium	70,820 8,206
\$25,220 November 21, 2016, Solid Waste and Resource Recovery Revenue Bonds, Series 2016B, due in annual installments through 2030; interest cost at 3.0%. (Other Information (Unaudited) - Exhibit W) Unamortized bond issue premium	25,220 4,194
\$90,375 December 10, 2019, Utility Refunding Revenue Bonds, Series 2019 due in annual installments through 2037; interest cost at 2.32%. (Other Information (Unaudited) - Exhibit X) Unamortized bond issue discount	88,205 \$ 11,180
Net revenue bonds, business-type activities	<u><u>\$ 444,029</u></u>

Other Information (Unaudited), Exhibits B through Y, show future debt service requirements, including sinking fund purchases for each issue.

Annual debt service requirements to maturity for long-term governmental bonded debt are as follows:

Long-Term Bonded Debt, Governmental Activities
(Amounts in Thousands)

<u>Year Ending September 30</u>	<u>General Obligation Bonds</u>		<u>Revenue Bonds</u>		<u>Total</u>
	<u>Principal</u>	<u>Interest</u>	<u>Principal</u>	<u>Interest</u>	
2021	\$ 3,080	3,648	37,940	20,808	65,476
2022	3,235	3,494	39,785	18,928	65,442
2023	3,400	3,333	36,230	16,937	59,900
2024	2,880	3,160	37,980	15,159	59,179
2025	10,370	6,284	126,915	52,725	196,294
2026-2030	15,060	11,891	50,845	37,212	115,008
2031-2035	17,745	9,224	57,040	26,675	110,684
2036-2040	9,055	7,283	64,530	16,275	97,143
2041-2045	21,940	5,019	57,425	5,120	89,504
2046-2050	20,040	1,525	-	-	21,565
Total	<u><u>\$ 106,805</u></u>	<u><u>54,861</u></u>	<u><u>508,690</u></u>	<u><u>209,839</u></u>	<u><u>880,195</u></u>

HILLSBOROUGH COUNTY, FLORIDA
Notes to Financial Statements

Annual debt service requirements to maturity for business-type bonded debt are as follows:

Long-term Debt, Business-type Activities
(Amounts in Thousands)

Year Ending September 30	Revenue Bonds			Total
	Principal	Interest	Less Subsidy	
2021	\$ 12,175	14,543	(1) *	26,717
2022	12,785	14,021	(1)	26,805
2023	13,425	13,474	(1)	26,898
2024	14,100	12,899	(1)	26,998
2025	78,075	55,299	(3)	133,371
2026-2030	94,315	39,638	(3)	133,950
2031-2035	67,205	26,325	(3)	93,527
2036-2040	82,075	13,205	-	95,280
2041-2045	36,390	1,644	-	38,034
Total	\$ 410,545	191,048	(13)	601,580

*The Build America Bonds federal subsidy for fiscal year 2020 will be reduced 5.7% due to sequestration mandated by the American Taxpayer Relief Act of 2012.

C. Notes Payable

The County follows GASB Statement No. 88, *Certain Disclosures Related to Debt, Including Direct Borrowings and Direct Placements* which required the County to report additional information for direct borrowings and direct placements of debt separately from other debt.

On April 5, 2000, the BOCC adopted a resolution for the issuance of Capital Improvement Program Commercial Paper Notes, Series A (Non Alternative Minimum Tax), Series B (Alternative Minimum Tax), and Series C (Taxable) not to exceed \$200,000,000. This resolution was restated on March 5, 2014 and further amended and restated in its entirety on March 22, 2018. Commercial paper notes were issued as part of a long-term financing program where notes are issued, rolled over as needed, and ultimately refinanced with long-term debt as favorable longer-term rates become available in the financial markets. The BOCC has currently authorized notes payable issuances of up to \$300,000,000. The commercial paper notes are issued at face values of \$100,000 or more. The notes are payable in full plus accrued interest on maturity which is not greater than 270 days from the issue date. To facilitate an efficient and effective use of available cash, the County will periodically issue new money notes and reissue maturing notes at current market interest rates to fund its cash needs. During fiscal year 2020, market interest rates ranged from 0.17% to 1.81%. The County intends to redeem a portion of outstanding notes with program revenues and to refinance the remaining notes with future long-term financing. Payment of the maturing commercial paper notes payable is secured by a line of credit in the amount of \$300,000,000. Interest on the notes is payable at the time each note matures. At September 30, 2020 the County's unused letter of credit was \$227,293,000. Commercial Paper notes are secured by Community Investment Tax revenue and legally available non-ad valorem revenues which are budgeted and appropriated, plus investment income. The non-ad valorem revenue must be 1.5 times the maximum annual debt service requirement of all non-ad valorem obligations.

The County's outstanding direct placement notes from direct borrowings and direct placements related to governmental activities of \$56,274 contain a provision that in an event of default, the interest rate shall be established at a rate at all times equal to the Default Rate. The Default Rate means the greater of (i) the Bank Prime Loan Rate shown on the Board of Governors of the Federal Reserve System website, plus 3%, (ii) the Federal Funds Rate plus 5.00%, or (iii) 7.00% per annum. In no event of default shall the Interest Rate exceed the maximum interest rate permitted by law, without limitation, Section 215.84, Florida Statutes.

HILLSBOROUGH COUNTY, FLORIDA
Notes to Financial Statements

At September 30, 2020 total notes payable outstanding were \$72,707,000 as shown below.

Governmental activities:

(Amounts in Thousands)

Commercial paper notes:

	Issue Date	Maturity Date	Interest Rate	Face Amount
	8-13-20	10-22-20	0.19%	\$ 10,000
	8-20-20	10-29-20	0.20%	700
	8-20-20	11-5-20	0.20%	6,000
	9-24-20	10-29-20	0.17%	3,700
	9-24-20	10-29-20	0.17%	11,500
	9-24-20	11-19-20	0.18%	17,000
	9-24-20	11-19-20	0.18%	5,000
	9-24-20	12-3-20	0.19%	2,300
	9-24-20	12-3-20	0.19%	7,300
	9-24-20	12-3-20	0.19%	4,700
Series C Taxable commercial paper note	8-20-20	10-29-20	0.20%	4,507
Total notes payable				\$ 72,707

Notes from Direct Borrowings and Direct Placements

(Amounts in Thousands)

Year Ending September 30

	Principal	Interest	Total
2021	\$ 4,315	1,270	5,585
2022	4,419	1,172	5,591
2023	10,094	1,072	11,166
2024	10,330	836	11,166
2025	10,579	593	11,172
2026-2030	16,537	479	17,016
Total	\$ 56,274	5,422	61,696

Notes payable from direct borrowings at September 30, 2020 were as follows:

	2020
Notes Payable from direct borrowings:	
\$11,176 November 5, 2015, Tampa Bay Arena Refunding Revenue Note Series 2015, due in annual installments through 2026; interest cost at 2.16% (Note 19-Exhibit P)	\$ 7,475
\$19,756 November 5, 2015, Court Facilitates Refunding Revenue Note Series 2015, due in annual installments through 2026; interest cost at 2.24%. (Note 19 - Exhibit Q)	13,133
Unamortized note issue discount	(18)
\$11,749 September 26, 2017, Capital Improvement Non-Ad Valorem Refunding Revenue Note Series 2017 (Sheriff Warehouse), due in annual installments through 2028; interest cost at 2.30%. (Note 19 - Exhibit R)	9,605
\$27,216 December 22, 2017, Capital Improvement Program Non Ad Valorem Refunding Revenue Note, Series 2017, due in annual installments through 2026; interest cost at 5.00%. (Note 19 - Exhibit S)	26,061
Net direct borrowing notes payable	\$ 56,256

HILLSBOROUGH COUNTY, FLORIDA
Notes to Financial Statements

D. Other Long-Term Liabilities

The County had no other long-term liabilities reported in the Governmental Activities column of the Statement of Net Position at September 30, 2020. The County had no arbitrage rebate liabilities at September 30, 2020. See Note 7.F., *Arbitrage Rebate Liability*, for more information. Note 11, *Transfers In and Out*, provides information on the funds that provided financial resources to individual debt service funds during fiscal year 2020.

Other long-term liabilities, including current maturities, for the Enterprise Funds at September 30, 2020, were as follows:

<i>(Amounts in Thousands)</i>	Other Long-Term Liabilities Business-Type
Open landfill closure and postclosure costs	\$ 40,852
Closed landfill remediation/monitoring	3,098
Total other long term liabilities, business-type activities	<u>\$ 43,950</u>

The other long-term liabilities for business-type activities shown above will be liquidated as presented on the following chart:

<i>(Amounts in Thousands)</i> Year Ending September 30	Other Long- Term Liabilities Business-Type Amount
2021	\$ 390
2022	400
2023	410
2024	421
2025	431
2026-2030	1,000
2031-2035	38
2036-2040	7
2041-2045	1
2046-2050	3,959
2051-2055	6,599
2056-2060	6,599
2061-2065	6,599
2066-2070	6,599
2071-2075	6,767
2076-2080	2,849
2081-2085	210
2086-2090	210
2091-2095	210
2096-2100	210
2101-2105	41
Total principal	<u>\$ 43,950</u>

There is no interest on the other long-term liabilities in the governmental and business-type activities.

HILLSBOROUGH COUNTY, FLORIDA
Notes to Financial Statements

E. Defeasance of Debt Obligations

On December 10, 2019, the County legally defeased \$110,265,000 of outstanding 2010B Utility Revenue Bonds (Federally Taxable - Build America Bonds - Direct Payment) using the proceeds from the issuance of 2019 Utility Refunding Revenue Bond. Proceeds and accrued interest of \$114,774,000 were deposited into an irrevocable trust fund to pay the future debt service on the refunded bonds. On August 1, 2020, the Escrow Agent (Hancock Whitney Bank) redeemed the outstanding principal and interest of these bonds.

The defeasance of the 2010B Utility Revenue Bonds resulted in an overall economic gain of \$20,320,000 from this transaction because the present value of the principal and interest payment avoided exceeded the amount placed in escrow for these bonds. This aggregate difference in debt service between the refunding debt and the refunded debt is \$21,776,000 over the life of the liability. The refunding resulted in a loss of \$2,777,000. At September 30, 2020 these bonds were legally defeased and related liabilities were removed from the Statement of Net Position. See Note 19 Exhibit A "Schedule of Changes in Long-Term Debt" for information on affected bond issues.

F. Arbitrage Rebate Liability

Certain long-term debt obligations of the County are subject to Section 148 of the Internal Revenue Code which requires that interest earned on proceeds from tax-exempt debt be rebated to the federal government to the extent that those earnings exceed the interest cost on the related tax-exempt debt. The County had no arbitrage rebate liability at September 30, 2020.

G. Debt Compliance

Various bond indentures or resolutions contain covenants which specify certain limitations and restrictions for the County regarding annual debt service requirements, the use of certain restricted accounts, minimum sinking fund balances, and minimum revenue bond coverage. Management believes that the County has complied with these covenants.

H. Defeased Debt

Defeased debt is unredeemed debt that is not reported on the financial statements because the cash and investments necessary for repayment have been irrevocably placed with an independent escrow agent, who will make debt service payments until the call date. Once defeased debt is called, it is no longer considered defeased because the liability for the bonds has been totally extinguished. The principal balances on bond issues defeased at September 30, 2020, are listed below:

<i>(Amounts in Thousands)</i>	Governmental Activities
2012 Capital Improvement Program Revenue Bonds	\$ 24,035
<i>(Amounts in Thousands)</i>	Business-Type Activities
2006 Solid Waste and Resource Recovery Revenue Bonds	\$ 112,980

HILLSBOROUGH COUNTY, FLORIDA
Notes to Financial Statements

I. Non-Commitment Special Assessment Debt

On May 3, 2006, the County issued \$101.1 million in Capacity Assessment Special Assessment Revenue Bonds, Series 2006. These bonds had interest rates from 3.55% to 5.00% with interest payable semiannually and principal payable annually. The County irrevocably pledged its long-term capacity assessment accounts receivable and related annual special assessment collections of approximately \$10 million to secure repayment of the bonds. In exchange, the Water Enterprise Fund received net proceeds of \$93.8 million for capital expansion. On September 4, 2015 these Series 2006 bonds were refinanced using available cash of \$7,219,000, debt service reserves of \$8,895,000, and a \$42,835,000 Capacity Special Assessment Refunding Revenue Note, Series 2015, with a fixed interest rate of 1.67%. Interest is payable semiannually to Wells Fargo Municipal Capital Strategies, LLC. To secure repayment of this note, the County irrevocably pledged its annual special assessment collections of approximately \$10 million. This refinance resulted in a savings of \$25,308,000 in debt service costs over the ten years that would have remained on the Series 2006 bonds. At September 30, 2020, Capacity Special Assessment Refunding Revenue Note, Series 2015 had \$725,000 outstanding. These obligations are not recorded by the County since the County is not obligated in any manner for the repayment of these debt obligations.

J. Non-Commitment Conduit Debt Obligations

The County follows GASB Interpretation No. 2, *Disclosure of Conduit Debt Obligations, an Interpretation of NCGA Statement 1*. Conduit debt obligations are certain limited-obligation revenue bonds or similar debt instruments issued for the purpose of providing capital financing for a specific third party that is not a part of the County's financial reporting entity. Although conduit debt obligations bear the name of a "related organization" of the County, neither the County nor the Housing Finance Authority has an obligation for such debt. The BOCC created the Housing Finance Authority of Hillsborough County (HFA) in fiscal year 1986 for the purpose of alleviating a shortage of affordable residential housing facilities for persons and families of low and moderate income within Hillsborough County. At September 30, 2020, the HFA had \$150,181,000 of Multi-Family Housing Revenue and Refunding Bonds outstanding consisting of 20 separate bond issues. Both of these types of bonds are payable solely from revenues, receipts, and resources of the HFA pledged under related trust indentures. The HFA, the County, the State, or any political subdivisions of the State, are not obligated in any manner for the repayment of these notes or bonds. However, the HFA routinely makes financial contributions to the Single Family Bond Programs and receives fees and other income from the Single Family Bond Programs. In addition any residual funds remaining in any Single Family Bond Program after the bonds are retired are released to the HFA. As a result of the HFA's financial relationship to the Single Family bond issues, all transactions related to the Single Family Bond Programs are included in the financial statements of the HFA, which is disclosed as a related organization of the County. The HFA's Multi-Family Housing Revenue and Refunding Bonds are not considered obligations of the County, so they are not reported as liabilities in the accompanying financial statements.

HILLSBOROUGH COUNTY, FLORIDA
Notes to Financial Statements

K. Pledged Revenues for Debt Service

The following chart shows information on revenues pledged or used for debt service.

Percentage of Pledged Revenues Used for Debt Service -- Revenue Bonds for Governmental Activities

Revenue Bonds for Governmental Activities (a)	Revenues Pledged Used for Fiscal Year 2020 Debt Service Payments						Debt Service Payments
	CIT (b)	Fourth Cent TDT (c)	Fifth Cent TDT (c)	Court Revenues (d)	Communi- cations Services Tax	Non-Ad Valorem (e)	Until Final Bond Maturity
<i>(Amounts in Thousands)</i>							
2012A Community Investment Tax Refunding Revenue Bonds for jail and stormwater	\$ 8,547	--	--	--	--	--	\$ 22,003
2012B Community Investment Tax Refunding Revenue Bonds for infrastructure	1,458	--	--	--	--	--	35,335
2012 Capital Improvement Program Revenue Bonds for facilities	-	--	--	--	--	6,654	11,154
2015 Communications Services Tax Revenue Bonds for facilities	-	--	--	--	2,429	1,619	104,298
2015 CIT Refunding Revenue Bonds for Infrastructure	20,411	--	--	--	--	--	122,108
2016 CIP Refunding Revenue Bonds	-	1,171	--	839	--	135	10,986
2016 Fifth Cent Tourist Development Tax Bonds	-	--	2,087	--	--	--	53,742
2017A Fourth Cent Tourist Development Tax Bonds	-	1,066	--	--	--	--	14,284
2017B Fourth Cent Tourist Development Tax Bonds	-	1,369	--	--	--	--	34,204
2018 Community Investment Tax Revenue Bonds	6,537	--	--	--	--	--	70,966
2019 Capital improvements Non-Ad Valorem Revenue Bonds	-	--	--	--	--	5,429	236,758
Total debt service on bonds.....							\$ 715,838
Total pledged revenues for fiscal year 2020 debt service	\$ 36,953	3,606	2,087	839	2,429	13,837	\$ 59,751
Total pledged revenues available for fiscal year 2020 debt service (f)	\$ 67,196	4,610	4,610	2,559	16,021	41,111	\$ 136,107
FY 2020 pledged revenues used as a percentage of revenues available	55.0 %	78.2 %	45.3 %	32.8 %	15.2 %	33.7 %	43.9 %

(a) See Notes 7 B. for maturity dates and other information on these revenue bonds.

(b) A discretionary sales surtax known as the Community Investment Tax (CIT).

(c) A local option tourist development tax (TDT).

(d) Court revenues consist of noncriminal traffic infraction revenues.

(e) Non-Ad Valorem revenues consist primarily of \$91,590,000 from the Half Cent Sales Tax, \$1,835,000 from Guaranteed Entitlement Revenues, \$76,900 from Local Business Taxes, \$377,900 from mobile home license fees, \$109,300 from alcoholic beverage licenses, \$570,200 from the annual license payment for George M. Steinbrenner Field baseball stadium by the New York Yankees, and \$270,000 from arena special events fees from the Tampa Bay Lightning.

(f) Although specific revenues are pledged for specific revenue bonds for governmental activities shown on the chart above, non-ad valorem revenues are also available for debt service on these revenue bonds if specific revenues are insufficient.

HILLSBOROUGH COUNTY, FLORIDA

Notes to Financial Statements

Percentage of Pledged Revenues Used for Debt Service – Revenue Bonds for Business-Type Activities

Under business-type activities, net revenues of the Water System and Solid Waste System were pledged to pay debt service on their revenue bonds. During fiscal year 2020, the Water System and Solid Waste System had net revenues of \$79,762,000 and \$27,939,000, respectively. Debt service payments were \$13,379,000 and \$12,675,000 for Water and Solid Waste Systems, respectively, after removing federal subsidies and interest income on debt service funds. Pledged revenues represent 710% and 220% of the Water System and Solid Waste System debt service requirements, respectively, for fiscal year 2019. See Note 7.B., *Long-Term Liabilities – Bonds Payable*, for a detailed listing of revenue bonds and Note 19, *Changes in Long-Term Debt and Future Debt Service Requirements*, for a detailed listing of debt services payments until final bond maturity for each business-type bond issue.

Note 8 Employee Retirement Plans

Florida Retirement System – General Information

Substantially all County employees participate in the Florida Retirement System (FRS). As provided by Chapters 121 and 112, Florida Statutes, the FRS provides two multiple-employer cost-sharing defined benefit plans administered by the Florida Department of Management Services, Division of Retirement: the FRS Pension Plan and the Retiree Health Insurance Subsidy (HIS Program). Under Section 121.4501, Florida Statutes, the FRS also provides a defined contribution plan (Investment Plan) administered by the State Board of Administration. Employees may choose the Investment Plan as an alternative to the FRS Pension Plan. As a general rule, membership in the FRS is compulsory for employees working in a regularly established position for a state agency, county government, district school board, state university, community college, or a participating city or special district within the state of Florida. The FRS provides retirement and disability benefits, annual cost-of-living adjustments, and death benefits to plan members and beneficiaries. Benefits are established by Chapter 121, Florida Statutes and Chapter 60S, Florida Administrative Code. Amendments to the law can be made only by an act of the Florida Legislature.

The state of Florida issues a publicly available financial report that includes financial statements and required supplementary information for the FRS.

For additional details, see: www.dms.myflorida.com/workforce_operations/retirement/publications/annual_reports. The report may also be obtained by writing to the state of Florida Division of Retirement, PO Box 9000, Tallahassee, Florida 32315-9000.

Plan Descriptions for Cost-Sharing Defined Benefit Plans

- The FRS Pension Plan is a multiple-employer cost-sharing qualified defined benefit pension plan with a Deferred Retirement Option Program (DROP) available for eligible employees.
- The Retiree Health Insurance Subsidy (HIS) Program is a multiple-employer cost-sharing, defined benefit pension plan established and administered in accordance with Section 112.363, Florida Statutes. The Florida Legislature sets and amends the contribution requirements and benefit terms of the HIS Program.

HILLSBOROUGH COUNTY, FLORIDA
Notes to Financial Statements

Benefits Provided

FRS Pension Plan

Benefits under the Pension Plan are computed on the basis of age, average final compensation, and service credit. Regular Class, Senior Management Service Class and Elected Officers Class plan members hired prior to July 1, 2011 at age 62 with 6 years of credited service or 30 years of service regardless of age are entitled to an annual retirement benefit payable monthly for life, equal to 1.6% of their final average compensation for each year of credited service. Average final compensation is the average of the employee's five highest fiscal years of salary earned during credited service. Vested employees with less than 30 years of service may retire before age 62 and receive reduced retirement benefits. Special Risk Class and Special Risk Administrative Support Class members employees such as sworn law enforcement officers, firefighters, and correctional officers who retire at or after age 55 with 6 years of credited service, or with 25 years of service regardless of age, are entitled to a retirement benefit payable monthly for life equal to 3.0% of their final average compensation for each year of credited service.

Regular Class, Senior Management Service Class and Elected Officers Class plan members hired after June 30, 2011 at age 65 with 8 years of credited service or 33 years of service regardless of age are entitled to annual retirement benefits payable monthly for life, equal to 1.6% of their final average compensation for each year of credited service. Average final compensation will be the average of the employee's eight highest fiscal years earned during credited service. Vested employees with less than 33 years of service may retire before age 65 and receive reduced retirement benefits. Special risk class employees such as sworn law enforcement officers, firefighters, and correctional officers who retire at or after age 60 with 8 years of credited service, or with 30 years of service regardless of age, are entitled to a retirement benefit payable monthly for life.

As provided in Section 121.101, Florida Statutes, if the member is initially enrolled in the Pension Plan before July 1, 2011, and all service credit was accrued before July 1, 2011, the annual cost-of-living adjustment is 3% per year. If the member is initially enrolled before July 1, 2011, and has service credit on or after July 1, 2011, there is an individually calculated cost-of-living adjustment. The annual cost-of-living adjustment is a proportion of 3% determined by dividing the sum of the pre-July 2011 service credit by the total service credit at retirement multiplied by 3%. Plan members initially enrolled on or after July 1, 2011, will not have a cost-of-living adjustment after retirement.

In addition to the above benefits, the DROP program allows eligible members to defer receipt of monthly retirement benefit payments while continuing employment with a FRS employer for a period not to exceed 60 months after electing to participate. Deferred monthly benefits are held in the FRS Trust Fund and accrue interest. There are no required contributions by DROP participants.

HIS Program

The benefit under the HIS Program is a monthly payment to assist retirees of the state-administered retirement systems in paying their health insurance costs. For the fiscal year ended June 30, 2020, eligible retirees and beneficiaries received a monthly HIS payment equal to the number of years of service credited at retirement multiplied by \$5. The minimum payment is \$30 and the maximum payment is \$150 per month, pursuant to Section 112.363, Florida Statutes. To be eligible to receive an HIS benefit, a retiree under one of the state-administered retirement systems must provide proof of eligible health insurance coverage, which may include Medicare.

HILLSBOROUGH COUNTY, FLORIDA
Notes to Financial Statements

Contributions

FRS Pension Plan

Effective July 1, 2011, all enrolled members of the FRS, other than DROP participants, are required to contribute 3% of their salary to the FRS. In addition to member contributions, governmental employers are required to make contributions to the FRS based on state-wide contribution rates established by the Florida Legislature. These rates are updated as of July 1 of each year. The employer contribution rates by job class for the periods from October 1, 2019 through June 30, 2020 and from July 1, 2020 through September 30, 2020, respectively, were as follows: Regular—8.47% and 10.00%; Special Risk Administrative Support—38.59% and 35.84%; Special Risk—25.48% and 24.45%; Senior Management Service—25.41% and 27.29%; Elected Officers—48.82% and 39.73%; and DROP participants—14.60% and 16.98%. These employer contribution rates include 1.66% and 1.66% HIS Program subsidies.

HIS Program

The HIS Program is funded by required contributions from FRS participating employers as set by the Florida Legislature. Employer contributions are a percentage of gross compensation for all active FRS members. The HIS contribution for the period October 1, 2019 through September 30, 2020 was 1.66%. The employer contribution rates shown in the FRS Pension Plan section above include the HIS Program contribution rate of 1.66%, for the periods of October 1, 2019 through September 30, 2020. HIS Program contributions are deposited in a separate trust fund from which payments are authorized. HIS Program benefits are not guaranteed and are subject to annual legislative appropriation. In the event that legislative appropriations and/or available funds are not sufficient, HIS benefits may be reduced or canceled.

Total County contributions to the FRS Pension Plan were \$75,324,000 for the fiscal year ended September 30, 2020. Total County contributions to the HIS Program were \$11,738,000 for the fiscal year ended September 30, 2020.

Pension Liabilities, Pension Expense, and Deferred Outflows of Resources and Deferred Inflows of Resources Related to Pensions

Pension Liabilities - At September 30, 2020, the County reported net pension liabilities of \$1,051,321,000 and \$215,520,000, respectively, for its proportionate shares of the FRS Pension Plan and HIS Program net pension liabilities. The net pension liability was measured as of June 30, 2020, and the total pension liability used to calculate the net pension liability was determined by an actuarial valuation as of July 1, 2020 for the FRS Pension Plan and July 1, 2020 for the HIS Program. The County’s proportionate share of the net pension liability was based on the County’s contributions as a percentage of all contributions from participating members for the state of Florida fiscal year ended June 30, 2020. At June 30, 2020, the County’s proportionate shares for the FRS Pension Plan and HIS Program were 2.42% and 1.77%, respectively, which was no change from the respective proportionate shares measured as of June 30, 2019. The components of the County’s net pension liabilities at September 30, 2020 were as follows:

	FRS Pension Plan	HIS Program	Total
Total pension liability	\$ 4,970,431,000	222,197,000	5,192,628,000
Plan fiduciary net position	(3,919,110,000)	(6,677,000)	(3,925,787,000)
Net pension liability	<u>\$ 1,051,321,000</u>	<u>215,520,000</u>	<u>1,266,841,000</u>
Plan fiduciary net position as a percentage of the total pension liability	78.85 %	3.00 %	75.60 %

“Plan fiduciary net position” represents cash and investment assets held to pay pension liabilities as they mature. “Net pension liability” represents the equity in the applicable pension plan. “Plan fiduciary net position” represents the portion of the total pension liability that is funded by cash and investments. Detailed information regarding the FRS Pension Plan and HIS Program fiduciary net position is available in the separately issued *FRS Pension Plan and Other State-Administered Systems Comprehensive Annual Financial Report*. To obtain this report, see the second paragraph of Note 8.

HILLSBOROUGH COUNTY, FLORIDA
Notes to Financial Statements

Pension (Benefit) Expense - For the fiscal year ended September 30, 2020, the County recognized pension expense of \$146,979,000, which consisted of \$138,723,000 associated with the Pension Plan and \$8,256,000 associated with the HIS Program. Changes in net pension liability are recognized in pension expense during the fiscal year except for as indicated in the section on Deferred Outflows and Inflows of Resources

Deferred Outflows/Inflows of Resources - For the fiscal year ended September 30, 2020, the County reported pension-related deferred outflows of resources and deferred inflows of resources from the following sources:

Description	FRS Pension Plan		HIS Program	
	Deferred Outflows of Resources	Deferred Inflows of Resources	Deferred Outflows of Resources	Deferred Inflows of Resources
Differences between expected and actual experience	\$ 40,236,000	--	8,816,000	(166,000)
Changes in assumptions	190,323,000	--	23,175,000	(12,532,000)
Net difference between projected and actual earnings on plan investments	62,597,000	--	172,000	--
Changes in proportion and differences between County contributions and proportionate share of contributions	17,754,000	(12,988,000)	7,762,000	(5,182,000)
County contributions subsequent to the measurement date	21,602,000	--	2,558,000	--
Total	<u>\$ 332,512,000</u>	<u>(12,988,000)</u>	<u>42,483,000</u>	<u>(17,880,000)</u>

The deferred outflows of resources totaling \$21,602,000 and \$2,558,000 resulting from County contributions to the Pension Plan and HIS Program, respectively, which were subsequent to the June 30, 2020 measurement date, will be recognized as a reduction of net pension liability in the fiscal year ending September 30, 2021. Other amounts reported as deferred outflows of resources and deferred inflows of resources related to the FRS Pension Plan and HIS Program will be recognized in pension expense as follows:

Fiscal Year Ending September 30	FRS Pension Plan	HIS Program
2020	\$ 61,395,000	6,102,000
2021	95,618,000	4,525,000
2022	81,275,000	1,237,000
2023	48,587,000	2,871,000
2024	11,047,000	3,910,000
Thereafter	\$ -	3,400,000

HILLSBOROUGH COUNTY, FLORIDA
Notes to Financial Statements

Actuarial Assumptions – The total pension liabilities for the FRS Pension Plan and HIS Program in the June 30, 2020 actuarial valuation were determined using the following actuarial assumptions, applied to all periods included in the measurement:

Inflation rate of 2.40%

Average rate of salary increases of 3.25%, including inflation

Investment rate of return, net of pension plan investment expense of 6.80%, including inflation for FRS Pension Plan; this was a decrease from 6.90% in the prior year

A municipal bond rate of 2.21% was used as the investment rate of return, including inflation, for the HIS Program; this was a decrease from 3.50% in the prior year

Average expected remaining service life of active and inactive participants provided with FRS Pension Plan at June 30, 2018 was 5.9 years

Average expected remaining service life of active and inactive participants provided with HIS Program at June 30, 2018 was 7.2 years

Mortality rates were based on the PUB-2010 base table, projected generationally with scale MP-2018 for the FRS Pension Plan and the HIS Program.

The actuarial assumptions used in the July 1, 2020, FRS Pension Plan valuation were based on the results of an actuarial experience study for the period July 1, 2013 through June 30, 2018.

The long-term expected rates of return on FRS Pension Plan and HIS Program investments were not based on historical returns, but instead were based on a forward-looking capital market economic model. The allocation policy’s description of each asset class was used to map the target allocation to the asset classes shown below. Each asset class assumption is based on a consistent set of underlying assumptions. A mean inflation rate of 2.4% was assumed along with a standard deviation of 1.7%. The target allocation and best estimates of arithmetic and geometric real rates of return for each major asset class are summarized in the following table:

Asset Class	Target Allocation	Annual Arithmetic Return	Compound Annual (Geometric) Return	Standard Deviation
Cash	1.0 %	2.2 %	2.2 %	1.2 %
Fixed income	19.0 %	3.0 %	2.9 %	3.5 %
Global equity	54.2 %	8.0 %	6.7 %	17.1 %
Real estate (property)	10.3 %	6.4 %	5.8 %	11.7 %
Private equity	11.1 %	10.8 %	8.1 %	25.7 %
Strategic investments	4.4 %	5.5 %	5.3 %	6.9 %
	<u>100.0 %</u>			

HILLSBOROUGH COUNTY, FLORIDA
Notes to Financial Statements

Discount Rates - The FRS Pension Plan discount rate used to measure the total pension liability was 6.80%. The FRS Pension Plan’s fiduciary net position was projected to be available to make all projected future benefit payments of current active and inactive employees. Therefore, the discount rate for calculating the total pension liability is equal to the long-term expected rate of return.

The HIS Program discount rate used to measure the total pension liability was 2.21%. In general, the discount rate for calculating the total pension liability is equal to the single rate equivalent to discounting at the long-term expected rate of return for benefit payments prior to the projected depletion date. Because the HIS benefit is essentially funded on a pay-as-you-go basis, the depletion date is considered to be immediate and the single equivalent discount rate is equal to the municipal bond rate selected by the HIS Program sponsor. The Bond Buyer General Obligation 20 Year-Bond Municipal Bond Index was adopted as the applicable municipal bond index.

Sensitivity of Net Pension Liability to Changes in the Discount Rate - The County’s proportionate share of the FRS Pension Plan and HIS Program will change under varying discount rate assumptions. For example, a higher discount rate would lead to a lower net pension liability. Conversely a lower discount rate would lead to a higher net pension liability. The following chart shows the effects on the FRS Pension Plan and HIS Program net pension liabilities under discount rates that are one percentage point higher or lower than the discount rate actually used. The chart specifically shows the net pension liability of the FRS Pension Plan if its discount rates were 5.80%, 6.80%, or 7.80% as well as the net pension liability of the HIS Program if its discount rates were 1.21%, 2.21%, or 3.21%.

Proportionate Share of FRS Pension Plan Net Pension Liability			Proportionate Share of HIS Program Net Pension Liability		
Current			Current		
1% Decrease	Discount Rate	1% Increase	1% Decrease	Discount Rate	1% Increase
5.8%	6.8%	7.80%	1.21%	2.21%	3.21%
\$ 1,678,782,000	1,051,321,000	527,262,000	249,132,000	215,520,000	188,009,000

The County remits contractually required FRS Pension Plan and HIS Program contributions as established by the Florida Legislature. The County had a payable of \$28.0 million for outstanding contributions to the FRS Pension Plan, HIS Program or Investment Plan at September 30, 2020. This amount was placed in the BOCC General Agency Fund.

Investment Plan

The SBA administers the defined contribution plan officially titled the FRS Investment Plan. The Investment Plan is reported in the SBA’s annual financial statements and in the state of Florida Comprehensive Annual Financial Report.

As provided in Section 121.4501, Florida Statutes, eligible FRS members may elect to participate in the Investment Plan in lieu of the FRS Pension Plan. County employees participating in DROP are not eligible to participate in the Investment Plan. Employer and employee contributions, including amounts contributed to individual member's accounts, are defined by law, but the ultimate benefit depends in part on the performance of investment funds. Benefit terms, including contribution requirements, for the Investment Plan are established and may be amended by the Florida Legislature. The Investment Plan is funded with the same employer and employee contribution rates that are based on salary and membership class (Regular Class, Elected County Officers, etc.) as the FRS Pension Plan. Contributions are directed to individual member accounts, and the individual members allocate contributions and account balances among various approved investment choices. Costs of administering the Investment Plan, including the FRS Financial Guidance Program, are funded through an employer contribution of 0.06% of payroll and by forfeited benefits of plan members. See FRS Pension Plan contribution rates in the Contributions section of this note for more information.

HILLSBOROUGH COUNTY, FLORIDA

Notes to Financial Statements

For all membership classes, employees are immediately vested in their own contributions and are vested after one year of service for employer contributions and investment earnings. If an accumulated benefit obligation for service credit originally earned under the Pension Plan is transferred to the Investment Plan, the member must have the years of service required for Pension Plan vesting (including the service credit represented by the transferred funds) to be vested for these funds and the earnings on the funds. Nonvested employer contributions are placed in a suspense account for up to five years. If the employee returns to FRS-covered employment within the five-year period, the employee will regain control over their account. If the employee does not return within the five-year period, the employee will forfeit the accumulated account balance. For the fiscal year ended September 30, 2020, the information for the amount of forfeitures was unavailable from the SBA; however, management believes that these amounts, if any, would be immaterial to the County.

After termination and applying to receive benefits, the member may rollover vested funds to another qualified plan, structure a periodic payment under the Investment Plan, receive a lump sum distribution, leave the funds invested for future distribution, or any combination of these options. Disability coverage is provided; the member may either transfer the account balance to the FRS Pension Plan when approved for disability retirement to receive guaranteed lifetime monthly benefits under the FRS Pension Plan, or remain in the Investment Plan and rely upon that account balance for retirement income.

The County remits contractually required FRS Investment Plan contributions as established by the Florida Legislature. The County's total employer contributions to the Investment Plan were approximately \$12,615,000 for fiscal year 2020.

Note 9 Other Postemployment Benefits (OPEB)

The County has three separate single-employer defined benefit OPEB plans (BOCC, Sheriff and Tax Collector) which are treated as a single-employer defined benefit plan. Some non-County employers participate in the County OPEB plan, in the sense of purchasing an insured benefit. Their participation is immaterial individually and in total. These non-County employers are the Arts Council, Port Authority, Tampa Sports Authority, Children's Board and Expressway Authority and they represent less than 5% of total assessments for the County's OPEB plan. The County expenses and transfers to the self insurance fund the cost of OPEB over the active service lives of its employees rather than using a "pay-as-you-go" basis for cash funding of the obligation. Expensing the cost of a future benefit over the active work-lives of employees is a fiscally sound approach because employees earn the future benefits over their working careers.

OPEB Plan Description and Benefits Provided

County OPEB Plan Description. The County provides the following health-related benefits to retirees and certain former employees through OPEB handled by the BOCC, Sheriff and Tax Collector, which together represent the County OPEB Plan: (a) The County is required by Florida Statute 112.0801 to allow retirees and certain former employees to buy healthcare coverage at the same "group rates" that current employees are charged. Although retirees pay for healthcare at group rates, they receive a valuable benefit because they can buy insurance at costs that are lower than the costs associated with the experience rating for their age bracket. The availability of this lower cost health insurance represents an *implicit subsidy* for retirees. (b) The County provides health-related benefits to retirees and certain former employees through a limited stipend to offset the cost of health insurance for regular BOCC and Tax Collector retirees from ages 62 to 65 and to Sheriff and BOCC special risk retirees from ages 55 to 65. This monthly stipend is \$10 for each year of service up to a maximum benefit of \$300 per month for Sheriff's employees and surviving spouses or \$5 per month for each year of service up to a maximum benefit of \$150 per month for BOCC and Tax Collector employees. Although the implicit subsidy is required by state law when healthcare is offered as an employee benefit, the stipend may be cancelled at any time. The County does not issue separate OPEB Plan financial statements. As a result all required disclosures are included in this report.

Substantially all full-time County employees may qualify for these OPEB benefits. At September 30, 2020, the OPEB Plan covered approximately 9,838 active employees, consisting of those currently eligible and those not yet fully eligible, as well as 1,029 retirees or other inactive employees.

HILLSBOROUGH COUNTY, FLORIDA
Notes to Financial Statements

Total OPEB Liability

Actuarial Method and Assumptions - The total OPEB liability was actuarially determined based on several actuarial assumptions. September 30, 2020 was the actuarial measurement date. Projections of benefits for financial reporting purposes are based on the substantive plan (the plan as understood by the employer and plan members) and include the types of benefits provided at the time of each valuation and the historical pattern of sharing of benefit costs between the employer and plan members to that point. The actuarial methods and assumptions used include techniques that are designed to reduce short-term volatility in actuarial accrued liabilities and the actuarial value of assets, consistent with the long-term perspective of the calculations. The actuarial assumptions used in the September 30, 2020 OPEB Plan rollforward valuation were based on the results of an actuarial experience study for the period from October 1, 2018 through September 30, 2019.

The entry age normal actuarial cost method was used in the September 30, 2020 actuarial valuation. Other actuarial assumptions included a composite inflation rate of 2.37%, (2.0% for BOCC, 2.5% for Sheriff, and 2.5% for Tax Collector) and a composite discount rate of 2.21% (2.21% for BOCC, 2.22% for Sheriff, and 2.21% for Tax Collector). In addition, the initial annual healthcare cost trend rate assumptions were 6.5% grading down to an ultimate rate of 4.5% for the Sheriff, 6.5% grading down to ultimate rates of 4.5% for the BOCC, and 6.80% (7.68% post-Medicare) generally grading down to 4.50% (4.75% post-medicare) for the Tax Collector. In addition, the average age of active participants was 46 years and the average age of inactive participants was 62 years. Mortality rates were based on the PUB-2010 generational table scaled using MP-2019 and applied on a gender specific basis for the BOCC. The Sheriff mortality rate was based on RP-2014 mortality fully generational scaled using projection scale MP-2018 and applied on a gender specific basis. The Tax Collector mortality rates were based on PUBG.H-2010 tables for employees and retirees, projected generationally with scale MP-2017.

Sensitivity of Total OPEB Liability to Changes in Either the Discount Rate or Changes in the Healthcare Trend Rate – The first chart below presents the County’s total OPEB liability, as well as what the County’s total OPEB liability would be if it were calculated using a discount rate that is 1 percentage point lower (1.22%) or 1 percentage-point higher (3.22%) than the current discount rate. The second chart below presents the County’s total OPEB liability, as well as what the County’s total OPEB liability would be if it were calculated using a healthcare trend rate that is 1 percentage point lower (5.5%) or 1 percentage-point higher (7.5%) than the current healthcare trend rate.

Sensitivity of Total OPEB Liability to Changes in Composite Discount Rate*			Sensitivity of Total OPEB Liability to Changes in Composite Healthcare Trend Rate**		
1% Decrease	Discount Rate	1% Increase	1% Decrease	Healthcare Trend Rate	1% Increase
1.21%	2.21%	3.21%	5.5%	6.5%	7.5%
\$ 133,112,000	116,670,000	105,712,000	101,468,000	116,670,000	135,749,000

*Composite sensitivity of total OPEB liability to changes in discount rate was derived from:

BOCC: \$33,156,000 (at 1.21%), \$30,274,000 (at 2.21%), and \$27,969,000 (at 3.21%);

Sheriff: \$98,862,000 (at 1.22%), \$85,226,000 (at 2.22%), and \$76,703,000 (at 3.22%); and

Tax Collector: \$1,094,000 (at 1.21%), \$1,070,000 (at 2.21%), and \$1,040,000 (at 3.21%).

**Composite Sensitivity of total OPEB liability to changes in healthcare trend rate was derived from:

BOCC: \$26,774,000 (at 5.50%), \$30,374,000 (at 6.50%), and \$33,832,000 (at 7.50%);

Sheriff: \$73,720,000 (at 5.50%), \$85,737,000 (at 6.50%), and \$100,737,000 (at 7.50%); and

Tax Collector: \$973,000 (at 5.80%), \$1,070,000 (at 6.80%), and \$1,180,000 (at 7.80%).

HILLSBOROUGH COUNTY, FLORIDA
Notes to Financial Statements

OPEB Liabilities, Expense, Deferred Outflows of Resources and Deferred Inflows of Resources

OPEB Liabilities - At September 30, 2020, the County reported total OPEB liabilities of \$116,670,000. The total OPEB liability was measured as of September 30, 2020. The components of the County's total OPEB liability at September 30, 2020 were as follows:

	OPEB Plan
Total OPEB Liability	<u>\$ 116,670,000</u>
Covered employee payroll (active plan members)	<u>636,965,000</u>
Total OPEB liability as a percentage of covered payroll	<u>18.3 %</u>

Total total OPEB liability of \$116,670,000 consisted of total OPEB liabilities of \$30,374,000 from the BOCC, \$85,226,000 from the Sheriff, and \$1,070,000 from the Tax Collector.

If cash and investments were placed in an irrevocable trust for OPEB, then the cash and investments would be subtracted from "total OPEB liability" to determine the "net OPEB liability." The County has set aside \$38,732,000 in the Self-Insurance Internal Service Fund for OPEB. Fair value was used to value the cash and investments set aside. This \$38,732,000 represents 33.19% of the total OPEB liability at September 30, 2020. However, since an irrevocable trust was not established, none of this \$38,732,000 in cash and investment is considered to be "plan fiduciary net position."

The change in the total OPEB liability during fiscal year 2020 as well as the beginning and ending total OPEB liability is shown below:

	Total OPEB Liability
Balance at October 1, 2019	<u>\$ 118,871,000</u>
Changes for the fiscal year:	
Service cost	3,380,000
Interest	3,063,000
Changes in benefit terms	--
Differences between expected and actual experience	(469,000)
Changes in assumptions and other inputs	(994,000)
Contributions-employer	--
Benefit payments	(7,181,000)
Administrative expense	--
Net changes	<u>(2,201,000)</u>
Balance at September 30, 2020	<u>\$ 116,670,000</u>

Funding Policy, Status and Progress - In order for OPEB obligations to be considered funded, an irrevocable trust fund must be used. Since that would be considered very restrictive, the County did not "fund" the total OPEB obligation, but instead chose to appropriate and set aside amounts annually in the Self-Insurance Internal Service Fund so the total OPEB liability is completely offset by cash and investments over time.

Since the OPEB Plan was not considered funded, GASB Statement 75 requires that the plan's discount rate be obtained using the index rate for 20-year, tax exempt general obligation municipal bonds with an average rating of AA/Aa or higher. The Bond Buyer General Obligation 20-Bond Municipal Bond Index was adopted as the applicable municipal bond index. The discount rate was 2.21%.

HILLSBOROUGH COUNTY, FLORIDA
Notes to Financial Statements

Contributions - Assessments were made to participating funds with the goal of accumulating the cash and investments in the Self-Insurance Internal Service Fund to offset the total OPEB liability. The level of assessments are set annually by County management. There are no statutory or other legally required contribution levels. It is the County's intent to continue setting aside additional money each year for OPEB. Total assessments were \$4,086,000 for fiscal year 2020 (\$1,263,000 for BOCC and \$2,823,000 for the Sheriff).

OPEB Expense - For the fiscal year ended September 30, 2020, the County recognized OPEB expense (benefit) of \$8,809,000. Changes in total OPEB liability are recognized in OPEB expense during the fiscal year except for as indicated in the section on Deferred Outflows/Inflows of Resources.

Deferred Outflows/Inflows of Resources – “deferred outflows of resources” are a consumption of net position by the County that is applicable to a future reporting period. “Deferred inflows of resources” are an acquisition of net position by the County that is applicable to a future reporting period. For each of the following, a portion was recognized in OPEB expense during fiscal year 2020, and the balance was amortized as deferred outflows or deferred inflows of resources using a systematic and rational method over a closed period, as defined below:

- Differences between expected and actual experience regarding economic and demographic factors are amortized over the average expected remaining service life of all employees that are provided with OPEB through the OPEB plan, including both active and inactive employees.
- Changes in assumptions or other inputs are amortized over the average expected remaining service life of all employees covered by the OPEB plan, including both active and inactive employees.
- Differences between expected and actual earnings on OPEB plan investments are amortized over five years.

Deferred outflows of resources and deferred inflows of resources related to the County's OPEB Plan were as follows:

Description	Deferred Outflows of Resources	Deferred Inflows of Resources
Differences between expected and actual experience	\$ 2,171,000	(2,911,000)
Changes in assumptions	32,619,000	(3,774,000)
Total	\$ 34,790,000	(6,685,000)

Amounts reported as deferred outflows of resources and deferred inflows of resources related to the OPEB Plan will be recognized in OPEB expense as follows:

Fiscal Year Ending September 30	OPEB Expense	OPEB (Benefit)
2021	\$ 2,882,000	(637,000)
2022	2,882,000	(637,000)
2023	2,882,000	(637,000)
2024	2,882,000	(637,000)
2025	2,882,000	(637,000)
Thereafter	\$ 20,379,000	(3,500,000)

The County funds did not have any interfund payables to the Self-Insurance Fund's OPEB Plan at September 30, 2020.

HILLSBOROUGH COUNTY, FLORIDA
Notes to Financial Statements

Note 10 Interfund Receivable and Payable Balances

Interfund receivable and payable balances at September 30, 2020 are shown on the following pages.

Interfund Receivable Fund	Interfund Payable Fund	Amounts in Thousands
Major Governmental Funds:		
General (BOCC)	General (Sheriff)*	\$ 24,157
	General (Tax Collector)*	24,916
	General (Property Appraiser)*	333
	General (Clerk of Circuit Court)*	5,157
		<u>54,563</u>
General (Sheriff)	General (BOCC)	1,465
Due to Sheriff Gen - IGOV	Intergovernmental Grants	815
	Unincorporated Area Special Purpose	129
	Solid Waste Enterprise	122
		<u>2,531</u>
General (Supervisor of Elections)	General (BOCC)+	<u>600</u>
General (Tax Collector)	General (BOCC)	147
	Sales Tax Revenue	25
	Countywide Capital Project Fund	935
		<u>1,107</u>
General (Clerk of Circuit Court)	General (BOCC)	88
	Countywide Special Purpose	14
	Solid Waste Enterprise	1
	Intergovernmental Grants	1
	Unincorporated Area Special Purpose	1
	Library	36
	Self-Insurance	4
	Water Enterprise	7
		<u>152</u>
	Total General Fund	<u>58,953</u>
Countywide Special Purpose	General (Clerk of Circuit Court)*	735
	Sheriff Special Use*	1,018
	General (Tax Collector)*	53
		<u>1,806</u>
Sales Tax Revenue	General (Tax Collector)*	<u>3,300</u>
County Transportation	General (Tax Collector)*	<u>187</u>
Nonmajor Special Revenue Funds:		
Unincorporated Area Special Purpose	General (Tax Collector)*	<u>564</u>
Library	General (Tax Collector)*	914
	General (Property Appraiser)*	10
		<u>924</u>
Supervisor of Elections Grants	General (BOCC)	<u>3,492</u>
Infrastructure Surtax Projects	Sales Tax Revenue**	<u>3,088</u>
Sheriff Misdemeanor Probation	Countywide Special Purpose	<u>\$ 250</u>

HILLSBOROUGH COUNTY, FLORIDA
Notes to Financial Statements

Interfund Receivable Fund	Interfund Payable Fund	Amounts in Thousands
Nonmajor Debt Service Funds:		
ELAPP Bonds	General (Tax Collector)*	\$ 103
	General (Property Appraiser)*	1
		<u>104</u>
Parks and Recreation Bonds	General (Tax Collector)*	<u>31</u>
Total Nonmajor Funds		<u>8,453</u>
Internal Service Funds:		
Self-Insurance Internal Service	Sheriff Risk Management*	<u>6,895</u>
Major Enterprise Funds:		
Water Enterprise	General (Tax Collector)*	<u>214</u>
Solid Waste Enterprise	General (Tax Collector)*	<u>1,640</u>
Total interfund payable and receivable balances		<u>\$ 81,448</u>

* These balances represent residual and/or excess fees payable by Constitutional Officers to the Board of County Commissioners at year-end in accordance with Florida Statutes.

** This balance represents the Community Investment Tax receipts payable by the Sales Tax Revenue Fund (where funds are received) to the Infrastructure Surtax Projects Fund (where such funds are spent).

+ This interfund receivable and payable was recorded in exchange for the BOCC holding the Supervisor of Elections cash, cash equivalents, and investments balances.

HILLSBOROUGH COUNTY, FLORIDA
Notes to Financial Statements

Note 11 Transfers In and Out

Interfund transfers in and out during fiscal year 2020 were as follows:

Transfers In	Transfers Out	Amounts in Thousands
Major Governmental Funds:		
General (BOCC)	General (Sheriff)*	\$ 26,910
	General (Tax Collector)*	16,962
	General (Property Appraiser)*	333
	General (Supervisor of Elections)*	679
	General (Clerk of Circuit Court)*	4,676
	Countywide Special Purpose	5,012
	Sales Tax Revenue**	109,124
	Unincorporated Area Special Purpose	9,978
	Unincorporated Area Capital Projects	2,629
	Intergovernmental Grants	295
		<u>176,598</u>
General (Sheriff)	General (BOCC)	460,380
	Countywide Special Purpose	200
		<u>460,580</u>
General (Tax Collector)	General (BOCC)++	30,016
	Unincorporated Area Special Purpose++	587
	Sales Tax Revenue++	220
	County Transportation++	196
	Library++	1,082
	Parks and Recreation Debt Service++	42
	Environmentally Sensitive Lands Acquisition Debt Service++	132
		<u>32,275</u>
General (Property Appraiser)	General (BOCC)++	12,605
	Library++	379
	Environmentally Sensitive Lands Acquisition Debt Service++	43
	Parks and Recreation Debt Service++	11
		<u>13,038</u>
General (Supervisor of Elections)	General (BOCC)	<u>13,196</u>
General (Clerk of Circuit Court)	General (BOCC)	<u>24,085</u>
	Total General Fund	<u>719,772</u>
Countywide Special Purpose	General (BOCC)	32,049
	Sheriff Special Use*	1,437
		<u>33,486</u>
Sales Tax Revenue	ELAPP Series 2019 Debt Service	<u>1,585</u>
Intergovernmental Grants	General (BOCC)	3,631
	Unincorporated Area Special Purpose	550
	Self-Insurance Internal Service	34,600
		<u>\$ 38,781</u>

HILLSBOROUGH COUNTY, FLORIDA
Notes to Financial Statements

Transfers In	Transfers Out	Amounts in Thousands
County Transportation	General (BOCC) General (Tax Collector)* Transportation Plan Debt Service	\$ 29,918 78 <u>29,600</u> <u>59,596</u>
Nonmajor Special Revenue Funds:		
Unincorporated Special Purpose	General (BOCC) General (Tax Collector)* Countywide Special Purpose County Transportation	6,589 233 471 <u>174</u> <u>7,467</u>
Library	General (Tax Collector)* General (Property Appraiser)	429 <u>10</u> <u>439</u>
Infrastructure Surtax Projects	Sales Tax Revenue+ Intergovernmental Grants	17,294 <u>908</u> <u>18,202</u>
Sheriff Special Use	Countywide Special Purpose	<u>3,152</u>
Nonmajor Debt Service Funds:		
2002 Parks and Recreation Debt Service	General (Tax Collector)*	<u>17</u>
2005 Court Facilities Improvement	Countywide Special Purpose	<u>2,050</u>
2005 TSA Revenue Bonds	Sales Tax Revenue	<u>503</u>
2016 Capital Improvement Program Refunding Revenue	Countywide Special Purpose Sales Tax Revenue	918 <u>1,428</u> <u>2,346</u>
2017 4th Cent Tourist Development Tax	Sales Tax Revenue	<u>2,435</u>
2017 5th Cent Tourist Development Tax	Sales Tax Revenue	<u>2,087</u>
2008 Capital Improvement Non-Ad Valorem Revenue	Sales Tax Revenue	<u>\$ 1,241</u>

HILLSBOROUGH COUNTY, FLORIDA
Notes to Financial Statements

Transfers In	Transfers Out	Amounts in Thousands
Commercial Paper Program	Sales Tax Revenue Countywide Special Purpose 2019 Non Ad Valorem	\$ 10,345 1,740 10,845 <u>22,930</u>
2009/2019 Environmentally Sensitive Lands Acquisition	General (Tax Collector)* General (Property Appraiser)* Environmentally Sensitive Lands Acquisition Capital Projects	52 1 1 <u>54</u>
2012 Community Investment Tax Refunding Bonds	Sales Tax Revenue	<u>10,005</u>
2012 Capital Improvement Program Revenue Bonds	Sales Tax Revenue	<u>6,654</u>
Half Cent Transportation Plan	Sales Tax Revenue	<u>1,585</u>
2015 Communication Services Tax	Unincorporated Area Special Purpose Unincorporated Area Capital Projects	1,619 2,429 <u>4,048</u>
2015 Community Investment Tax	Sales Tax Revenue	<u>20,412</u>
2018 Community Investment Tax	Sales Tax Revenue	<u>6,537</u>
Nonmajor Capital Project Funds:		
Countywide Capital Projects	General Fund (BOCC) County Transportation	18,793 1,819 <u>20,612</u>
Unincorporated Capital Projects	Unincorporated Area Special Purpose General Fund (BOCC)	6,958 3,602 <u>10,560</u>
Commercial Paper Non-CIT	Commercial Paper Program	<u>5,000</u>
BP Oil Spill	General Fund (BOCC)	<u>13,500</u>
	Total Non-major Funds	<u>161,836</u>
Internal Service Funds:		
Self-Insurance Internal Service	Sheriff Risk Management* General Fund - BOCC	4,072 3,000 <u>7,072</u>
Total Internal Service Funds		<u>7,072</u>
Enterprise Funds		
Water	General Fund - BOCC	<u>5,000</u>
Total interfund transfers in and out		<u>\$ 1,027,128</u>
<i>See footnotes on following page:</i>		

HILLSBOROUGH COUNTY, FLORIDA
Notes to Financial Statements

* These amounts represent residual and/or excess fees paid by Constitutional Officers to the Board of County Commissioners during fiscal year 2020 in accordance with Florida Statutes.

** These amounts represent transfers of Local Government Half-Cent Sales Tax revenues or other revenues from the Sales Tax Revenue Fund to the General Fund for general governmental purposes.

+ This amount represents transfers of Community Investment Tax revenues from the Sales Tax Revenue Fund (where they are collected) to the Infrastructure Surtax Projects Fund (where such proceeds are spent).

+ + These amounts represent statutory commissions paid to the Tax Collector and Property Appraiser for collecting taxes and valuing taxable property, respectively.

During the fiscal year ended September 30, 2020, significant transactions between the Hillsborough County, Florida primary government and the discretely presented component units were as follows: the Hillsborough County City-County Planning Commission discretely presented component unit received \$3,765,000 from the General Fund. These amounts are classified as Operating Grants and Contributions in the discretely presented component units and as general government expenditures in the primary government’s Statement of Activities.

Note 12 Restricted Net Position

The County follows GASB Statement No. 46, *Net Assets Restricted by Enabling Legislation, an amendment of GASB Statement No. 34*. This Statement clarified the meaning of restricted net assets (now using the term “net position”) and expanded the presentation of net position in the Statement of Net Position. Under this Statement, restricted net position is either: (a) restricted externally, having constraints imposed externally by creditors, such as for debt service or through debt covenant, by grantors, or by law; or (b) restricted by enabling legislation, such as legislation authorizing capital projects, grants and other restricted purposes. The restricted net position shown on the government-wide Statement of Net Position is categorized as follows

Restricted Net Position
September 30, 2020

(Amounts in Thousands)

	Governmental Activities	Business-Type Activities	Total Primary Government
Restricted for:			
Bond covenants, renewal and replacement	\$ 149,270	43,676	192,946
Debt Service	54,517	223	54,740
Grants and similar projects	41,446	--	41,446
Statute/ordinance enabled projects	700,530	--	700,530
Capital projects	38,285	--	38,285
Other purposes	37,688	--	37,688
	<u>\$ 1,021,736</u>	<u>43,899</u>	<u>1,065,635</u>
Total restricted net position	<u>\$ 1,021,736</u>	<u>43,899</u>	<u>1,065,635</u>

Grants and similar projects net position represent net position restricted for federal, state, and local grants. Statute/ordinance enabled projects represent net position restricted for items such as impact fees, indigent healthcare, and Sheriff and court related activities, which are established by state statutes or county ordinances.

The County uses restricted amounts first when both restricted and unrestricted fund balances are available unless there are legal documents/contracts prohibiting this, such as grant agreements requiring dollar for dollar spending of restricted and unrestricted amounts when appropriate.

Note 13 Accounting and Financial Reporting for Risk Financing and Related Insurance Issues

The County engages in self-insurance in the form of internal service funds maintained by both the BOCC and Sheriff. The self-insurance funds of both the BOCC and Sheriff encompass two major sections--risk management and employee group health insurance. This note provides the disclosures required by GASB Statement No. 10, *Accounting and Financial Reporting for Risk Financing and Related Insurance Issues*.

HILLSBOROUGH COUNTY, FLORIDA
Notes to Financial Statements

Risk Management

The County is exposed to various risks of loss related to injuries to employees; torts; thefts of, damage to, and destruction of assets; errors and omissions; and natural disasters. As permitted by Florida law, the County is substantially self-insured for workers' compensation claims. The BOCC is self-insured for workers' compensation claims up to a maximum of \$650,000 per occurrence for regular employees and \$1,000,000 for firefighters, with unlimited excess coverage above the self-insurance cap. The BOCC has authorized a commercial third-party administrator to administer the County's automobile, general liability, and workers' compensation claims payments. The Sheriff is self-insured for workers' compensation claims up to a maximum of \$500,000 per occurrence with unlimited excess coverage above the self-insurance cap.

The County is also self-insured against automotive and general liability claims with limited liability per Section 768.28, Florida Statutes, of \$200,000 per person and \$300,000 per occurrence. Negligence claims in excess of the statutory limits can only be recovered through federal lawsuits or acts of the Florida Legislature. While a majority of the County's automotive and general liability exposures are self-insured, the County has commercial insurance contracts to cover the risk of claims determined by the Florida Legislature or federal courts. Commercial insurance for excess automotive and general liability claims above the limits set by Section 768.28, Florida Statutes, has a limit of \$2,000,000 per occurrence with a general aggregate limit of \$5,000,000. Settled claims have not exceeded commercial coverage in any of the past three fiscal years.

With the exception of the Sheriff, all County funds including the BOCC and Constitutional Officers participate in the risk management portion of the Self-Insurance Fund. The Sheriff has a separate self-insurance fund for risk management and is not a participant in the BOCC workers' compensation and automotive and general liability programs. The Arts Council of Hillsborough County also participates in the BOCC workers' compensation program. The County, however, is the predominant participant in the Self-Insurance Fund.

Payments to the risk management portion of the self-insurance fund are assessed based on actuarial estimates of the amounts needed to pay prior and current year claims and to establish a "reserve" (i.e. net position or equity) for catastrophic losses. That reserve was \$50,320,000 at September 30, 2020. If reserves for workers' compensation and automotive and general liability are included, the total reserve for risk management was \$92,002,000 at September 30, 2020. See the chart of net position at the end of this note for a description of the unrestricted net position of the Self-Insurance Fund by category.

The claims liability reported in the BOCC self-insurance fund at September 30, 2020, for risk management was \$15,366,000. The BOCC claims liability was presented undiscounted. These amounts are actuarially determined based on the requirements of GASB Statement No. 10, which specifies that a liability for claims should be reported if it is probable that a liability has been incurred and the amount of the loss can be reasonably estimated. Claims are reevaluated periodically to consider effects of inflation, recent settlement trends, incremental and other claim adjustment expenses regardless of whether allocated to specific claims. The liability is shown net of subrogation recoveries on unsettled claims. During fiscal years 2019 and 2020, changes recorded to the claims liability for BOCC risk management were as follows:

<u>Fiscal Year</u>	<u>Claims Liability, Beginning of Fiscal Year</u>	<u>Current Year Claims and Changes in Estimates</u>	<u>Claim Payments</u>	<u>Claims Liability, End of Fiscal Year</u>	<u>Due Within One Year</u>
2019	\$ 13,961,000	11,395,000	(10,823,000)	14,533,000	10,823,000
2020	14,533,000	8,670,000	(7,837,000)	15,366,000	7,837,000

During fiscal years 2019 and 2020, changes recorded to the claims liability for Sheriff risk management were as follows:

<u>Fiscal Year</u>	<u>Claims Liability, Beginning of Fiscal Year</u>	<u>Current Year Claims and Changes in Estimates</u>	<u>Claim Payments</u>	<u>Claims Liability, End of Fiscal Year</u>	<u>Due Within One Year</u>
2019	\$ 8,043,000	3,143,000	(3,378,000)	7,808,000	3,378,000
2020	7,808,000	7,181,000	(5,435,000)	9,554,000	5,435,000

HILLSBOROUGH COUNTY, FLORIDA
Notes to Financial Statements

Employee Group Health Insurance

The County provides group health insurance for its employees and their eligible dependents. The County purchased insurance for this risk through September 30, 1993. On October 1, 1993, the County established an employee group health self-insurance plan to account for and finance its uninsured risks of loss. The County entered into an administrative services agreement with a commercial insurance carrier to provide administrative support for this self-insurance plan. The County is self-insured for up to \$550,000 per person annually. Stop-loss insurance was purchased to cover an unlimited lifetime amount per person above the \$550,000 per person deductible.

All County employees may participate in the County’s employee group health insurance program except for those of the Tax Collector and Sheriff. Employees of the Children’s Board, Tampa Port Authority, Tampa Sports Authority, Tampa-Hillsborough County Expressway Authority, and Arts Council may also participate in the County’s employee group health insurance program. The County, however, is the predominant participant in the plan. Payments to the employee group health insurance plan are assessed based on actuarial estimates of the amounts needed to pay current year claims and to establish a “reserve” (i.e. net position or equity) for catastrophic losses. The employee group health insurance plan equity was \$40,202,000 at September 30, 2020. The County’s plan also holds \$34,500,000 of equity from the Sheriff’s employee group health insurance plan. At September 30, 2020, the claims liability reported for the BOCC employee group health insurance plan was \$5,080,000 and the claims liability reported for the Sheriff employee group health insurance plan was \$4,897,000. The Sheriff’s employee group health claims liability was actuarially determined based on the requirements of GASB Statement No. 10, which specifies that a liability for claims should be reported if it is probable that a liability has been incurred and the amount of the loss can be reasonably estimated. Claims are reevaluated periodically to consider effects of inflation, recent settlement trends, incremental and other claim adjustment expenses regardless of whether allocated to specific claims. During fiscal years 2019 and 2020, changes recorded to the claims liability for the BOCC employee group health insurance plan were as follows:

<u>Fiscal Year</u>	<u>Claims Liability, Beginning of Fiscal Year</u>	<u>Current Year Claims and Changes in Estimates</u>	<u>Claim Payments</u>	<u>Claims Liability, End of Fiscal Year</u>	<u>Due Within One Year</u>
2019	\$ 6,124,000	89,459,000	(90,756,000)	4,827,000	4,827,000
2020	4,827,000	87,281,000	(87,028,000)	5,080,000	5,080,000

During fiscal years 2019 and 2020, changes recorded to the claims liability for the Sheriff’s employee group health insurance plan were as follows:

<u>Fiscal Year</u>	<u>Claims Liability, Beginning of Fiscal Year</u>	<u>Current Year Claims and Changes in Estimates</u>	<u>Claim Payments</u>	<u>Claims Liability, End of Fiscal Year</u>	<u>Due Within One Year</u>
2019	\$ 4,849,000	43,144,000	(43,270,000)	4,723,000	4,723,000
2020	4,723,000	44,277,000	(44,103,000)	4,897,000	4,897,000

Net Position of the Self-Insurance Fund

The BOCC Self-Insurance Fund had reserves of \$208,258,000, which was reported as unrestricted, in net position at September 30, 2020 as follows:

BOCC Self-Insurance Fund Unrestricted Net Position:

Unrestricted, designated for risk management (catastrophic losses)	\$ 50,320,000
Unrestricted, designated for risk management (workers' compensation and auto/general liabilities)	41,682,000
Unrestricted, designated for employee group health insurance (BOCC)	40,202,000
Unrestricted, designated for employee group health insurance (Sheriff)	34,500,000
Unrestricted, designated for other postemployment benefits (OPEB)	41,554,000
Total unrestricted net position	<u>\$ 208,258,000</u>

HILLSBOROUGH COUNTY, FLORIDA

Notes to Financial Statements

Net position of \$34,500,000 is being held by the BOCC for the Sheriff's employee group health insurance plan to meet two distinct requirements of Florida Statutes. By holding Sheriff employee health plan dollars in the BOCC Self-Insurance Fund, the Sheriff meets the state of Florida's reserve requirements and also follows state law requiring the return of Sheriff residual funds to the BOCC at the end of each fiscal year. Net position designated for OPEB represents the net position for the entire Hillsborough County primary government including employees participating in the BOCC, Tax Collector and Sheriff plans.

Note 14 Accounting for Municipal Solid Waste Landfill Costs

A. Open Landfill

GASB Statement No. 18, *Accounting for Municipal Solid Waste Landfill Closure and Postclosure Care Costs*, requires municipal solid waste landfill owners to record a current expense and the related long-term liability for certain future landfill closure and postclosure care costs. GASB Statement No. 18 is based on a US Environmental Protection Agency rule, *Solid Waste Disposal Facility Criteria*, and has two components. The first component establishes closure requirements for landfills receiving solid waste after October 9, 1991. The second component establishes thirty-year postclosure care requirements for landfills receiving solid waste after October 9, 1993. In addition, the Florida Department of Environmental Protection, through rule 62-701.630, Florida Administrative Code (FAC), establishes certain financial accountability standards related to landfill closure and postclosure care. The County, as an owner and operator of one open landfill, must accumulate financial resources to close the landfill after it stops accepting solid waste and to perform certain postclosure maintenance and monitoring functions at the landfill site for thirty years.

GASB Statement No. 18 requires the County to record a portion of these future closure and postclosure care costs as a current period operating expense and as a long-term liability based on the cumulative amount of landfill capacity consumed as of each balance sheet date. Based on an independent engineer's cost projection at September 30, 2020, County management estimated that the total future closure and postclosure care costs will be \$65,175,000. The County increased its GASB Statement No. 18 liability from the prior year by \$1,912,000 or 5%. The actual costs for future landfill closure and postclosure care costs may differ from projections due to changes in price levels, technology, and environmental law.

Of the total cost projection of \$65,175,000, a life-to-date liability of \$40,852,000 was recorded at September 30, 2020 as a part of other long-term debt for business-type activities. See Note 7.D. This liability for future landfill closure and postclosure care costs was determined from the consulting engineer's certification, that 38% or 17,686,000 cubic yards of the estimated 46,463,000 cubic yards landfill capacity had been consumed at September 30, 2020. Although only 38% of the overall landfill capacity was consumed, a total of 60.7% of the total closure and postclosure costs were reported as a liability because the landfill consists of two separate sections and the calculations were done separately on each section. Section One has total projected closure and postclosure care costs of \$54,358,000 of which 70.3% was consumed. Section Two has total projected closure and postclosure care costs of \$10,817,000 of which only 11.7% was consumed. The County will record the balance of the projected future closure and postclosure care costs of \$40,852,000, as adjusted by future estimated cost revisions, as the remaining landfill capacity is consumed. The County anticipates closing Section One of the landfill in 28 years (fiscal year 2048) and Section Two of the landfill in 52 years (fiscal year 2072).

B. Closed Landfills

The County conducts monitoring and maintenance programs at a number of closed solid waste disposal sites to detect any potential incidents of environmental contamination. If any contamination is detected, the County will submit a plan to the Florida Department of Environmental Protection to remedy the problems discovered. In addition, the County annually reviews the estimates for future remediation and monitoring costs of landfills closed prior to October 9, 1991. At September 30, 2020, the liability for future remediation and monitoring costs of these closed landfill sites was \$3,098,000. The County does not believe that any additional liabilities arising from closed landfill remedial actions would materially affect the County's financial condition.

HILLSBOROUGH COUNTY, FLORIDA
Notes to Financial Statements

C. Fiscal Responsibility for Future Landfill Closure Costs

As required by Subpart H of 40 Code of Federal Regulations, Part 264, as adopted by reference in Rule 62-701.630 of the Florida Administrative Code (FAC), the County must annually certify that sufficient financial resources are available to pay future landfill closure and postclosure care costs. The County chose an annual financial test to comply with this requirement. This financial test requires a government to demonstrate that its tangible net worth is at least six times greater than the combined total estimated amount of closure and postclosure care costs as of the balance sheet date. At September 30, 2020, the Hillsborough County BOCC's tangible net worth met the requirements of the annual responsibility test and management believes the County complied with all rule requirements.

Note 15 Commitments

A. Operating Leases

The County has entered into numerous operating leases. The Hillsborough County Primary Government's operating lease and rent expenditures as a lessee totaled \$8,920,000 for leased facilities and equipment for the fiscal year ended September 30, 2020. The component units had operating lease and rent expenditures of \$1,000 for the fiscal year. A majority of these operating leases were for a one-year period. To present the commitment associated with the County's largest operating leases, lease commitments on all operating leases with annual payments during fiscal year 2020 in excess of \$150,000 per year are summarized below.

Year Ending September 30	Governmental Activities
2021	\$ 2,962,000
2022	2,857,000
2023	2,813,000
2024	2,741,000
2025	1,965,000
2026-2030	7,974,000
2031-2035	7,768,000
2036-2040	6,214,000
Total payments	<u>\$ 35,294,000</u>

Commitments for future non-cancelable minimum operating lease receipts were insignificant.

B. Interlocal Agreements

Tampa Sports Authority (TSA). The County and the TSA have entered into a number of interlocal agreements over a period of many years. The city of Tampa and the County have agreed to pay one-third and two-thirds, respectively, of any operation and maintenance cash shortfall as reflected in the TSA's current annual budget.

Note 16 Contingent Liabilities

Impact fees were established by the BOCC to fund infrastructure for transportation, rights-of-way, parks, schools, and fire/rescue. These fees are intended to compensate governments such as the County for a portion of the additional costs of providing infrastructure for new real estate developments in the County, rather than assessing existing taxpayers. Florida's concurrency laws in effect through June 2009 required that developers have infrastructure in place before developing their parcels and due to these laws there may be credits still available to developers during that time period. Sometimes developers agree to donate additional infrastructure needed by the County in exchange for a credit against impact fees that may be imposed on future development. There is no guarantee that the developer will incur impact fees in the future and benefit from an impact fee offset at that time. When the County accepts a donation of infrastructure from a developer, County maintenance of the assets relieves the developer of that responsibility. The County does not report the impact fee offsets as liabilities because impact fees are *fees* rather than taxes and impact fee offsets are viewed as reductions of future revenues, which are not yet due to or earned by the County. Impact fees are not due until a certificate of occupancy is issued. Infrastructure contributions are recorded by the County when received.

HILLSBOROUGH COUNTY, FLORIDA
Notes to Financial Statements

Contingent liabilities may arise from any of the following conditions. From the normal course of operations, the County is a defendant or plaintiff in various lawsuits. In the opinion of legal counsel, the resolution of these lawsuits is not likely to have a materially adverse effect on the County’s financial condition. Grant funds received or receivable by the County are subject to audit by federal and state grantor agencies and independent auditors. Such audits may result in requests for repayments due to disallowed expenditures. The liability for the remediation and monitoring of closed landfills may increase. See Note 14.B. The County believes that contingent liabilities arising from lawsuits, disallowed costs on grants, and landfill remediation/monitoring costs, if any, would be immaterial.

Note 17 Tax Abatements

The County provides tax abatements through two programs—the Ad Valorem Property Tax Exemption Program and the Qualified Target Industry (QTI) Program. A tax abatement is defined as a reduction in tax revenues resulting from an agreement where the government forgoes tax revenues and the qualified program participant promises to take a specific action after the agreement is executed that contributes to economic development or otherwise benefits the County or its residents.

Ad Valorem Property Tax Exemption Program. In accordance with County Ordinance 11-1 as amended by County Ordinance 17-27, the Ad Valorem Property Tax Exemption Program exempts 50% of certain new ad valorem property taxes of qualified businesses that make capital investments of at least \$5 million in improvements and tangible personal property as well as bring new higher-paying jobs to the County. The new businesses or expansions of an existing businesses would need to have average annual wages of at least 80% of the average annual private sector wage. Each tax exemption agreement must be approved by an ordinance adopted by the BOCC for it to take effect. If a participant does not comply with all requirements, partial exemptions are not permitted. Because property taxes are abated after compliance requirements have been met, there is no provision for recovering previously abated real property taxes. However, abated tangible personal property taxes may be recovered after the fact. The following chart shows all property tax abatements that took place during fiscal year 2020.

Program Participant	Total Property Tax Exemptions Expected	Fiscal Years Affected	Capital Investment Expected	New Jobs Promised	Taxes Abated During Fiscal Year 2020
Advanced Airfoil Components, LLC	\$ 2,529,282	2020-2027	\$139 million	30 jobs	\$ 361,326
New South Window Solutions, LLC	\$ 349,552	2020-2027	\$17 million	30 jobs	\$ 49,936

There are other similar ad valorem tax exemption agreements in place with other program participants. These tax abatements are expected to take effect in fiscal year 2021 and later after verification that program requirements were met.

Qualified Target Industry Program. The state of Florida’s QTI Program is authorized by Section 288.106, Florida Statutes. Under the QTI Program, an applicant must create a certain number of jobs and have average wages of at least 115% of the County’s (or State’s) average wage rates during the years covered by its commitment. The County, and other local governments such as the city of Tampa, if applicable, provide a total local government match of 20% of the total tax refunds organized by the Florida Department of Economic Opportunity in exchange for the program participant relocating to or expanding headquarters operations within Hillsborough County. There is an application process under which the County must approve the applicant prior to agreeing to make the match payment to the state of Florida. If approved, the County issues a Resolution documenting its approval. The County sends the match payment to the state of Florida only if the state of Florida determines that the participant met program requirements. If approved, the amount is given to the participant, but only up to the amount of state and/or local government taxes actually paid by the participant. Because QTI payments are paid after compliance requirements have been met, there is no provision for recovering previously made payments. If the participant complied with program requirements only partially, prorated benefits are permitted under certain conditions. The following chart shows each of the County’s QTI match payments for 2020 that were over \$30,000 during fiscal year 2020. Smaller payments were aggregated.

HILLSBOROUGH COUNTY, FLORIDA
Notes to Financial Statements

QTI Program Participant in Hillsborough County	Job Creation Requirement	Actual Jobs Created	Average Wage Exceeded Required Level?	County's QTI Payments During Fiscal Year 2018
Amazon.com.dedc, LLC	375	1,590	Yes	\$ 56,000
Bristol-Myers Squibb Co.	579	554	Yes	150,000
CitiGroup, Inc.	1,163	1,590	Yes	349,000
All others (10 entities)	782	1,241	Yes	80,000
	<u>2,899</u>	<u>4,975</u>		<u>\$ 635,000</u>

Similar types of match payments are expected to be made to these and/or different QTI Program participants in future years.

Note 18 Subsequent Events

On February 25, 2021, the Florida Supreme Court ruled that the one percent sales surtax for transportation improvements initiated by voter referendum in November 2018 and confirmed by County Ordinance 19-20 was unconstitutional. On March 16, 2021, the Florida Department of Revenue eliminated the collection of this sales surtax. On March 17, 2021 Hillsborough County filed a motion with the Circuit Court of the Thirteenth Judicial Circuit for supplemental relief providing procedure for disposition of surtax revenue. The County anticipates a ruling on this motion during fiscal year 2021. Until there is a ruling on that motion, procedures are not in place for an appropriate refund process and/or disposition of collected surtax revenues.

To address growing transportation needs in the County and the recent Florida Supreme Court decision to find the local transportation surtax unconstitutional, the Hillsborough County Board of County Commissioners plans to issue \$190 million of non-ad-valorem debt to address this funding shortfall and other transportation needs in Hillsborough County. The number one priority is fund a contribution to the Florida Department of Transportation's expansion of Big Bend Road and its connection to I-75 beginning May 2021.

The Solid Waste Fund increased residential collection and disposal rates for Fiscal year 2021 in anticipation of a short term borrowing line of credit for facility improvements of the Northwest Transfer Station and Leachate Concentrate Evaporator. In fiscal year 2021, rates will remain consistent with fiscal year 2020, and then modest adjustments are planned for future years to keep the Fund current with contracted increases in operating costs.

The Water Enterprise Fund is reviewing the current and projected growth of the System and in order to meet the increasing demand in the south county, the System is issuing an \$58,040,000 wastewater impact fee special assessment bond for the construction of a new wastewater plant on April 12, 2021.

During fiscal year 2020, SARS-Coronavirus-2, causing Coronavirus Disease 2019 (COVID-19), surfaced in Wuhan, China and started spreading around the world, with resulting business and social disruptions. There are ongoing activities to address the COVID-19 pandemic at the federal, state and local levels. However, the County received \$256.8 million from the federal government through the CARES Act to help deal with COVID-19 and its effects on residents, businesses, and governments of Hillsborough County. On March 11, 2021 the American Rescue Plan (ARP) Act was signed by the President. This Act will result in \$285.5 million in direct payments to Hillsborough County. These funds are to be used to respond to the public health emergency with respect to the Coronavirus Disease (COVID-19), or its negative economic impacts, including assistance to households, small businesses, and nonprofits, or aid to impacted industries such as tourism, travel, and hospitality.

Note 19 Changes in Long-Term Debt and Future Debt Service Requirements

Exhibit A is a schedule of changes in long-term debt. See "Other Information (Unaudited)" section for Exhibits B through U which show future debt service requirements, including sinking fund purchases, for each debt issue described in Note 7, *Long-Term Liabilities*.

EXHIBIT A
HILLSBOROUGH COUNTY, FLORIDA
Schedule of Changes in Long-Term Debt
For the fiscal year ended September 30, 2020
(amounts in thousands)

	<u>Beginning Balance</u>	<u>Additions</u>	<u>Reductions</u>	<u>Ending Balance</u>	<u>Due Within One Year</u>
GOVERNMENTAL ACTIVITIES					
Board of County Commissioners					
Bonds payable:					
2002 Parks and Recreation Refunding Bonds	\$ 5,708	\$ --	\$ 1,043	\$ 4,665	1,095
Unamortized bond issue premium	21	--	8	13	*
2012A Community Investment Tax (CIT) Refunding Revenue Bonds	22,745	--	3,030	19,715	3,180
Unamortized bond issue premium	1,489	--	376	1,113	*
2012B Community Investment Tax (CIT) Refunding Revenue Bonds	35,960	--	4,420	31,540	4,645
Unamortized bond issue premium	2,293	--	547	1,746	*
2012 Capital Improvement Program Revenue Bonds	15,190	--	4,820	10,370	5,060
Unamortized bond issue premium	355	--	175	180	*
2015 Communications Services Tax Unamortized bond issue premium	64,315	--	1,270	63,045	1,335
Unamortized bond issue premium	4,414	--	290	4,124	*
2015 CIT Refunding Revenue Bonds	120,160	--	14,680	105,480	15,420
Unamortized bond issue premium	10,436	--	2,857	7,579	*
2016 CIP Refunding Revenue Bonds	12,100	--	2,245	9,855	2,305
Unamortized bond issue premium	801	--	313	488	*
2016 Fifth Cent Tourist Dev. Tax Bonds	37,595	--	825	36,770	865
Unamortized bond issue premium	1,329	--	86	1,243	*
2017A Fourth Cent Tourist Dev. Tax Bonds	11,705	--	620	11,085	650
Unamortized bond issue premium	558	--	66	492	*
2017B Fourth Cent Tourist Dev. Tax Bonds	21,220	--	380	20,840	395
2018 CIT Revenue Bond	61,135	--	3,865	57,270	4,085
Unamortized bond issue premium	7,099	--	1,337	5,762	*
2019 Capital Improvement Non Ad Valorem Bonds	142,720	--	--	142,720	--
Unamortized bond issue premium	6,777	--	345	6,432	*
2019A ELAPP Refunding Bonds	38,830	--	1,119	37,711	1,355
Unamortized bond issue premium	3,027	--	275	2,752	*
2019B ELAPP Bonds	64,950	--	520	64,430	630
Unamortized bond issue premium	3,163	--	152	3,011	*
Total bonds payable	696,095	--	45,664	650,431	41,020
Notes Payable	38,744	59,600	25,637	72,707	72,707
Notes from direct borrowings and direct placements	60,496	--	4,222	56,274	4,315
Discount on notes payable	(22)	--	(4)	(18)	*
Compensated absences payable	22,475	23,731	20,861	25,345	20,861
Net pension liability	976,895	223,446	--	1,200,341	--
Total OPEB liability	114,691	--	2,065	112,626	--
Insurance claims payable	19,360	94,934	93,849	20,445	20,445
Total Board of County Commissioners	\$ 1,928,734	401,711	192,294	2,138,151	159,348

* Not applicable

EXHIBIT A
HILLSBOROUGH COUNTY, FLORIDA
Schedule of Changes in Long-Term Debt
For the fiscal year ended September 30, 2020
(amounts in thousands)

	<u>Beginning Balance</u>	<u>Additions</u>	<u>Reductions</u>	<u>Ending Balance</u>	<u>Due Within One Year</u>
Governmental Activities, Continued					
Clerk of Circuit Court					
Compensated absences payable	\$ 2,311	5,093	2,796	4,608	2,796
Total Clerk of Circuit Court	<u>2,311</u>	<u>5,093</u>	<u>2,796</u>	<u>4,608</u>	<u>2,796</u>
Property Appraiser					
Compensated absences payable	815	324	193	946	193
Total Property Appraiser	<u>815</u>	<u>324</u>	<u>193</u>	<u>946</u>	<u>193</u>
Sheriff					
Compensated absences payable	23,383	38,091	37,215	24,259	24,259
Insurance claims payable	12,531	51,458	49,538	14,451	14,451
Total Sheriff	<u>35,914</u>	<u>89,549</u>	<u>86,753</u>	<u>38,710</u>	<u>38,710</u>
Supervisor of Elections					
Compensated absences payable	205	192	145	252	145
Total Supervisor of Elections	<u>205</u>	<u>192</u>	<u>145</u>	<u>252</u>	<u>145</u>
Tax Collector					
Compensated absences payable	1,299	1,017	893	1,423	893
Total Tax Collector	<u>1,299</u>	<u>1,017</u>	<u>893</u>	<u>1,423</u>	<u>893</u>
Total long-term liabilities, governmental	<u>\$ 1,969,278</u>	<u>497,886</u>	<u>283,074</u>	<u>2,184,090</u>	<u>202,085</u>
BUSINESS-TYPE ACTIVITIES					
Board of County Commissioners					
Bonds payable:					
2010 B, & C Utility Revenue Bonds	131,965	--	110,265	21,700	--
Unamortized bond issue discount	(336)	--	(336)	--	*
2013 Solid Waste Revenue Bonds	10,602	--	10,602	--	--
2016 Utility Revenue Bonds	207,795	--	3,195	204,600	3,245
Unamortized bond issue premiums	10,493	--	589	9,904	*
2016 A & B Solid Waste Revenue Bonds	101,225	--	5,185	96,040	5,440
Unamortized bond issue premiums	14,017	--	1,617	12,400	*
2019 Utility Revenue Bonds	--	90,375	2,170	88,205	3,490
Unamortized bond issue premium	--	12,418	1,237	11,181	*
Total bonds payable	<u>475,761</u>	<u>102,793</u>	<u>134,524</u>	<u>444,030</u>	<u>12,175</u>
Compensated absences payable	3,686	3,814	3,337	4,163	3,915
Net pension liability	54,559	11,941	--	66,500	--
Total OPEB liability	4,180	--	136	4,044	--
Other long-term liabilities	41,127	2,823	--	43,950	--
Total long-term liabilities, business-type	<u>579,313</u>	<u>121,371</u>	<u>137,997</u>	<u>562,687</u>	<u>16,090</u>

* Not applicable

Note: This schedule presents the long-term liabilities of the Hillsborough County primary government. Business-type activities represent activities reported in the Enterprise Funds. Governmental activities represent all other activity, i.e. all funds other than Enterprise Funds as adjusted to convert the activity from the modified accrual basis of accounting and financial resources measurement focus to the accrual basis of accounting and economic resources measurement focus.

Required Supplementary Information

HILLSBOROUGH COUNTY, FLORIDA
Infrastructure Condition and Maintenance Data
For the fiscal year ended September 30, 2020
(Required Supplementary Information)

Infrastructure Condition and Maintenance Data
For the fiscal year ended September 30, 2020
(Required Supplementary Information)

During fiscal year 2001, the County implemented Governmental Accounting Standards Board Statement No. 34 *Basic Financial Statements—and Management’s Discussion and Analysis—for State and Local Governments*, with retroactive reporting of all major general government infrastructure assets. To reflect the County’s commitment to preserve and maintain infrastructure assets, the County selected the *modified approach* for the accounting of those assets. Under the modified approach, the County recorded infrastructure assets at estimated original cost, but did not record accumulated depreciation against these assets. Instead of recording depreciation, the County is committed to incur the maintenance expenses necessary to preserve its infrastructure network at a condition of fair or higher on a scale from failed, poor, fair, and good to excellent and preserve its paved roadway subset at an overall weighted average pavement condition index (PCI) of 56 or higher on the American Society for Testing and Materials (ASTM) PCI Rating Scale. This rating scale ranges from 0 to 100, with 100 as the highest level. A failed infrastructure asset is one whose condition is deemed unsafe and should be repaired or replaced immediately. An excellent infrastructure asset is one that is newly constructed and functioning as intended. Improvements that lengthen the lives of infrastructure assets are not recorded unless they increase capacity or service potential, in which case they are recorded as additions to infrastructure at original cost. Therefore, resurfacing done to existing streets is not capitalized, but is treated as a maintenance expenditure under the modified approach.

The County maintains a comprehensive network of infrastructure assets. These assets include 7,190 traffic lane-miles of paved roadway and ancillary components such as shoulders, curbs, sidewalks, traffic signals, signs and other safety devices; 253 bridges; and stormwater infrastructure including culverts, inlets and control structures.

The ASTM Standard Practice for Roads and Parking Lots Pavement Condition Surveys (D-6433) was adopted by the Hillsborough County Board of County Commissioners on September 17, 2008. This standard defines the process for dividing pavement into sample units, conducting condition assessments on the pavement sample units, and calculating the PCI. County inspectors perform visual inspections of the paved roadway assets in accordance with this standard, and enter the collected data into the asset management software, which calculates the PCI for each pavement segment and for the entire roadway subset.

The County conducts periodic physical condition assessments using theoretical deterioration modeling and a risk-based sampling approach that favors inspections of assets more likely to have deteriorated in condition yet also obtains, through public complaints reported by phone calls or website forms, assurance that all infrastructure assets have a chance to be covered by inspections during a three-year period. As a result, the County is able to determine whether infrastructure assets as an entire network are being maintained at or above the minimum level required. The condition of the County’s infrastructure, including its paved roadway subset, is provided in the chart below.

Hillsborough County, Florida			
Infrastructure Condition Assessment Results			
	September 30, 2020	September 30, 2019	September 30, 2018
Infrastructure network	at or above fair	at or above fair	at or above fair
Paved roadway subset (weighted average PCI)	at or above 56	at or above 56	at or above 56

The County spends the amount necessary to maintain its infrastructure assets at an overall condition level of fair or above and above 56. As a measure of County’s maintenance efforts, the following chart shows estimated and actual infrastructure maintenance expenditures. These infrastructure maintenance costs consist of: all personnel and operating costs within the physical environment function used for flood control by the Public Works Department; all personnel and operating costs within the transportation function used for road and street facilities by the Public Works Department; as well as road resurfacing and roadway landscaping costs.

Infrastructure Condition and Maintenance Data
For the fiscal year ended September 30, 2020
(Required Supplementary Information)

Hillsborough County, Florida					
Estimated Versus Actual Infrastructure Maintenance and Preservation Costs					
(amounts in millions)					
	Fiscal Year	Fiscal Year	Fiscal Year	Fiscal Year	Fiscal Year
	2020	2019	2018	2017	2016
Estimate	\$173.5	163.7	158.8	149.8	114.6
Actual	\$133.2	218.4	126.1	115.8	103.3

By using the modified approach, the County's accounting practices for infrastructure assets are in harmony with the County's plans for maintaining its infrastructure at the least overall cost over individual asset life cycles.

HILLSBOROUGH COUNTY, FLORIDA
Schedule of Changes in Hillsborough County's Total OPEB Liability and Related Ratios
Last Five Fiscal Years
(Required Supplementary Information)
Amounts in thousands

	<u>2020</u>	<u>2019</u>	<u>2018</u>	<u>2017</u>	<u>2016</u>
Total OPEB liability					
Service cost	\$ 3,380	2,969	2,917	2,716	*
Interest	3,063	3,150	3,181	3,060	*
Changes in benefit terms	--	--	925	--	*
Differences between expected and actual experience	(469)	(131)	26	(490)	*
Changes in assumptions and other inputs	(994)	36,812	(1,233)	(1,171)	*
Benefit payments	(7,181)	(7,159)	(5,798)	(5,044)	*
Net change in total OPEB liability	(2,201)	35,641	18	(929)	*
Total OPEB liability, beginning	118,871	83,230	83,212	84,141	*
Total OPEB liability, ending	<u>116,670</u>	<u>118,871</u>	<u>83,230</u>	<u>83,212</u>	<u>84,141</u>
County's total OPEB liability	116,670	118,871	83,230	83,212	84,141
County's covered employee payroll	\$ 636,965	622,504	583,592	563,864	553,735
County's total OPEB liability as a percentage of its covered payroll	18.3 %	19.1 %	14.3 %	14.8 %	15.2 %

Notes to schedule:

- (1) *Since GASB Statement No. 75, Accounting and Financial Reporting for Postemployment Benefits Other Than Pensions, was implemented for fiscal year 2017, certain figures were not available prior to fiscal year 2017. See Note 9, Other Postemployment Benefits (OPEB) for more OPEB information.
- (2) No assets are accumulated in a trust that meets the criteria in Paragraph 4 of GASB Statement No. 75
- (3) Amounts are as of September 30 each year.
- (4) The following are the discount rates used in each period:

2020	2.21%
2019	2.80%
2018	3.80%
2017	3.64%

HILLSBOROUGH COUNTY, FLORIDA
Schedule of Hillsborough County's Proportionate Share of the
Florida Retirement System Net Pension Liabilities for the
Pension Plan and Health Insurance Subsidy Program
Last Seven Fiscal Years
(Required Supplementary Information)
Amounts in Thousands

FRS Pension Plan

	<u>6/30/20</u>	<u>6/30/19</u>	<u>6/30/18</u>	<u>6/30/17</u>	<u>6/30/16</u>	<u>6/30/15</u>	<u>6/30/14</u>
County's proportion of the FRS net pension liability	2.43 %	2.42 %	2.38 %	2.47 %	2.45 %	2.26 %	2.00 %
County's proportionate share of the FRS net pension liability	\$ 1,051,321	833,684	716,955	730,553	617,518	292,275	141,632
County's covered payroll	678,254	593,725	568,612	569,222	517,370	524,192	513,848
County's proportionate share of the FRS net pension liability as a percentage of its covered payroll	155.00 %	140.42 %	126.09 %	128.34 %	119.36 %	55.76 %	27.56 %
FRS fiduciary net position as a percentage of the total pension liability	78.85 %	82.61 %	84.26 %	83.89 %	84.88 %	92.00 %	96.00 %

Health Insurance Subsidy Program

	<u>6/30/20</u>	<u>6/30/19</u>	<u>6/30/18</u>	<u>6/30/17</u>	<u>6/30/16</u>	<u>6/30/15</u>	<u>6/30/14</u>
County's proportion of the HIS net pension liability	1.77 %	1.77 %	1.73 %	1.77 %	1.74 %	1.70 %	1.00 %
County's proportionate share of the HIS net pension liability	\$ 215,520	197,770	183,327	189,526	202,748	173,414	159,084
County's covered payroll	678,254	593,725	568,612	569,222	517,370	524,192	--
County's proportionate share of the HIS net pension liability as a percentage of its covered payroll	31.78 %	33.31 %	32.24 %	33.30 %	39.19 %	33.08 %	-- %
HIS fiduciary net position as a percentage of the total pension liability	3.00 %	2.63 %	2.15 %	1.64 %	0.97 %	0.50 %	-- %

Notes to the schedule:

1. GASB Statement No. 68 "Accounting and Financial Reporting for Pensions" was implemented in fiscal year 2015 requiring ten-year trend data. Additional years will be displayed as the data becomes available.
2. The amounts presented represent the figures for the Hillsborough County Reporting Entity because the Hillsborough County City-County Planning Commission is funded primarily by the Hillsborough County BOCC.
3. Amounts are as of June 30 of each year.
4. The discount rates used by the FRS Plan for fiscal years 2020, 2019, 2018, 2017, 2016, 2015, and 2014 respectively are 6.80%, 6.90%, 7.00%, 7.10%, 7.60%, 7.65% and 7.65%. The discount rates used for the HIS Program for fiscal years 2019, 2018, 2017, 2016, 2015, and 2014 respectively are 3.50%, 3.87%, 3.58%, 2.85%, 3.80% and N/A.
5. The investment rate of return used for the FRS Plan for fiscal years 2020, 2019, 2018, 2017, 2016, 2016, and 2014 respectively are 6.80%, 6.90%, 7.00%, 7.10%, 7.60%, 7.65% and 7.65%. The investment rate of return used for the HIS Program for fiscal years 2019, 2018, 2017, 2016, 2015, 2014 respectively are 3.50%, 3.87%, 3.58%, 2.85%, 3.80% and N/A.

HILLSBOROUGH COUNTY, FLORIDA
Schedule of Contributions
Florida Retirement System Pension Plan and Health Insurance Subsidy Program
Last Seven Fiscal Years
(Required Supplementary Information)
Amounts in Thousands

FRS Pension Plan

	<u>9/30/20</u>	<u>9/30/19</u>	<u>9/30/18</u>	<u>9/30/17</u>	<u>9/30/16</u>	<u>9/30/15</u>	<u>9/30/14</u>
Contractually required contributions	\$ 75,324	72,994	65,066	61,141	58,559	55,170	50,846
County contributions in relation to the contractually required contribution	75,324	72,994	65,066	61,141	58,559	55,170	50,846
County's covered payroll	\$ 628,364	605,706	572,491	561,973	553,735	528,266	520,793
County's contributions as a percentage of covered payroll	11.99 %	12.05 %	11.37 %	10.88 %	10.58 %	10.44 %	-- %

Health Insurance Subsidy Program

	<u>9/30/20</u>	<u>9/30/19</u>	<u>9/30/18</u>	<u>9/30/17</u>	<u>9/30/16</u>	<u>9/30/15</u>	<u>9/30/14</u>
Contractually required contributions	\$ 10,431	10,055	9,503	9,300	7,657	5,828	5,828
County contributions in relation to the contractually required contribution	10,431	10,055	9,503	9,300	7,657	5,828	5,828
County's covered payroll	\$ 628,364	605,706	572,491	561,973	553,735	528,266	--
County's contributions as a percentage of covered payroll	1.66 %	1.66 %	1.66 %	1.65 %	1.38 %	1.10 %	-- %

Notes to the Schedule:

- The amounts presented represent the figures for the Hillsborough County Reporting Entity because the Hillsborough County City-County Planning Commission, a discretely presented component unit, is funded primarily by the Hillsborough County BOCC. As a result the FRS Pension and HIS contributions are in substance the responsibility of the BOCC. The Planning Commission's contributions that are included above were as follows (in thousands): \$264, \$254, \$242, \$295 and \$281 for the FRS Pension for fiscal years 2018, 2017, 2016, 2015 and 2014, respectively. The Planning Commission's contributions were as follows (in thousands): \$51, \$50, \$36, \$41 and \$38 for the HIS Program for fiscal years 2018, 2017, 2016, 2015 and 2014, respectively. Data prior to FY 2014 was unavailable for this schedule.
- GASB Statement No. 68 "Accounting and Financial Reporting for Pensions" was implemented in fiscal year 2015 requiring ten-year trend data. Additional years will be displayed as the data becomes available.



Hillsborough
County Florida

Combining and Individual Fund Statements and Schedules



Hillsborough
County Florida

GENERAL FUNDS BY CATEGORY

The seven categories shown below together represent the General Fund, the primary operating fund of the County.

General Fund–Countywide – To account for the revenues and expenditures of the Countywide portion of the General Fund—which are activities that benefit all County residents. Countywide activities include Administration, Management and Budget, Animal Services, Consumer Protection, County Attorney, Economic Development, Emergency Management, Family and Aging Services, Parks, Recreation and Conservation, Public Works, the Environmental Protection Commission, and certain payments to the court system, Constitutional Officers, and nonprofit agencies.

General Fund–Unincorporated Area – To account for the revenues and expenditures of the Unincorporated Area portion of the General Fund—which are activities that benefit County residents who do not live in the three municipalities (Tampa, Plant City or Temple Terrace). Unincorporated Area activities include Affordable Housing, Code Enforcement, Fire Rescue, Planning and Growth Management, Parks and Recreation, Public Works, and certain payments to Constitutional Officers.

General Fund–Sheriff – To account for the revenues and expenditures necessary to carry out the duties and obligations of the Sheriff as specified in Section 30.15, Florida Statutes. The funds for the Sheriff's operation are received from the BOCC pursuant to Section 30.49, Florida Statutes.

General Fund–Tax Collector – To account for revenues and expenditures of the Tax Collector pursuant to Section 197, Florida Statutes.

General Fund–Property Appraiser – To account for revenues and expenditures of the Property Appraiser in the performance of Constitutional responsibilities. These responsibilities include determining the taxable value of all real and tangible property within the County, maintaining associated financial and property records, and providing the Tax Collector with the certified value of real and tangible property and tax millages levied by the respective taxing authorities.

General Fund–Supervisor of Elections – To account for revenues and expenditures of the Supervisor of Elections in the performance of Constitutional responsibilities pursuant to Chapters 100, 101, and 102, Florida Statutes. The funds for the Supervisor of Elections' operation are received from the BOCC pursuant to Section 129.202, Florida Statutes.

General Fund–Clerk of Circuit Court – To account for revenues and expenditures of the Clerk of Circuit Court whose responsibilities include: County recorder for official records of Hillsborough County; accountant for the BOCC, custodian of all County funds, County auditor, and keeping BOCC records and meeting minutes as ex-officio Clerk to the Board of County Commissioners; as well as court-related activities that are not accounted for in the “Clerk of Circuit Court - Court Operations and Public Records Fund.”

HILLSBOROUGH COUNTY, FLORIDA

General Fund by Category Combining Balance Sheet September 30, 2020 (amounts in thousands)

	<u>Countywide</u>	<u>Unincorporated Area</u>	<u>Sheriff</u>	<u>Tax Collector</u>
ASSETS				
Cash and cash equivalents	\$ 66,807	27,574	43,821	33,274
Investments	232,260	95,782	--	--
Accounts receivable, net	176	6,301	49	1,785
Interest receivable	1,021	421	--	--
Delinquent ad valorem taxes receivable	1,281	451	--	--
Due from other funds	36,591	17,973	2,531	1,106
Due from other governmental units	535	--	755	31
Inventories	8,173	2,654	--	--
Prepaid items	1	--	4,693	--
Total assets	<u>346,845</u>	<u>151,156</u>	<u>51,849</u>	<u>36,196</u>
LIABILITIES				
Accounts and contracts payable	8,930	3,793	7,835	1,092
Accrued liabilities	6,544	8,780	11,554	606
Due to other funds	5,477	301	26,848	31,935
Due to other governmental units	4,249	--	5	2,183
Unearned revenues	4,978	2,442	--	380
Deposits held	18	--	424	--
Total liabilities	<u>30,196</u>	<u>15,316</u>	<u>46,666</u>	<u>36,196</u>
DEFERRED INFLOWS OF RESOURCES				
Unavailable revenues	1,281	451	--	--
Total deferred inflows of resources	<u>1,281</u>	<u>451</u>	<u>--</u>	<u>--</u>
FUND BALANCES				
Nonspendable:				
Inventories and prepaid items	8,174	2,654	4,693	--
Unassigned	307,194	132,735	490	--
Total fund balances	<u>315,368</u>	<u>135,389</u>	<u>5,183</u>	<u>--</u>
Total liabilities, deferred inflows of resources and fund balances	<u>\$ 346,845</u>	<u>151,156</u>	<u>51,849</u>	<u>36,196</u>

<u>Property Appraiser</u>	<u>Supervisor of Elections</u>	<u>Clerk of Circuit Court</u>	<u>Total</u>
646	--	8,263	180,385
--	--	--	328,042
--	--	--	8,311
--	--	--	1,442
--	--	--	1,732
--	600	152	58,953
--	--	241	1,562
--	--	--	10,827
--	--	--	4,694
<u>646</u>	<u>600</u>	<u>8,656</u>	<u>595,948</u>
--	398	487	22,535
276	202	1,664	29,626
345	--	5,892	70,798
25	--	613	7,075
--	--	--	7,800
--	--	--	442
<u>646</u>	<u>600</u>	<u>8,656</u>	<u>138,276</u>
--	--	--	<u>1,732</u>
--	--	--	<u>1,732</u>
--	--	--	15,521
<u>--</u>	<u>--</u>	<u>--</u>	<u>440,419</u>
<u>--</u>	<u>--</u>	<u>--</u>	<u>455,940</u>
<u>646</u>	<u>600</u>	<u>8,656</u>	<u>595,948</u>

HILLSBOROUGH COUNTY, FLORIDA
General Fund by Category
Combining Schedule of Revenues, Expenditures, and Changes in Fund Balances
For the fiscal year ended September 30, 2020
(amounts in thousands)

	<u>Countywide</u>	<u>Unincorporated Area</u>	<u>Sheriff</u>	<u>Tax Collector</u>
Revenues:				
Taxes - ad valorem property taxes	\$ 570,761	263,173	--	--
Taxes - other	1,541	--	--	--
Licenses, permits, special assessments	612	10	--	--
Intergovernmental - state shared revenues	4,378	31,145	--	--
Intergovernmental - grants	69	--	1,757	--
Charges for services	66,127	27,196	6,769	18,512
Fines and forfeitures	18	7,413	2	--
Interest	12,923	6,122	880	207
Miscellaneous	3,576	1,385	763	366
Total revenues	<u>660,005</u>	<u>336,444</u>	<u>10,171</u>	<u>19,085</u>
Expenditures:				
Current:				
General government	109,823	13,577	18,180	33,430
Public safety	12,971	182,040	384,941	--
Physical environment	15,842	9,853	--	--
Transportation	1,042	3,348	--	--
Economic environment	23,126	2,025	--	--
Human services	52,970	630	--	--
Culture and recreation	14,055	30,390	--	--
Capital outlay	2,227	1,657	39,695	159
Total expenditures	<u>232,056</u>	<u>243,520</u>	<u>442,816</u>	<u>33,589</u>
Excess (deficiency) of revenues over (under) expenditures	<u>427,949</u>	<u>92,924</u>	<u>(432,645)</u>	<u>(14,504)</u>
Other financing sources (uses)				
Transfers in	56,528	120,070	460,580	32,275
Transfers out	(464,480)	(192,793)	(26,909)	(17,771)
Sales of capital assets	81	6	1,389	--
Total other financing sources (uses)	<u>(407,871)</u>	<u>(72,717)</u>	<u>435,060</u>	<u>14,504</u>
Net change in fund balances	20,078	20,207	2,415	--
Fund balances, beginning of year	289,020	113,348	2,768	--
Increase (decrease) in nonspendable fund balances	6,270	1,834	--	--
Fund balances, end of year	<u>\$ 315,368</u>	<u>135,389</u>	<u>5,183</u>	<u>--</u>

<u>Property Appraiser</u>	<u>Supervisor of Elections</u>	<u>Clerk of Circuit Court</u>	<u>Total</u>
--	--	--	833,934
--	--	--	1,541
--	--	--	622
--	--	--	35,523
--	--	1,311	3,137
962	--	8,219	127,785
--	--	--	7,433
--	--	68	20,200
--	--	--	6,090
<u>962</u>	<u>--</u>	<u>9,598</u>	<u>1,036,265</u>
13,386	12,125	27,852	228,373
--	--	--	579,952
--	--	--	25,695
--	--	--	4,390
--	--	--	25,151
--	--	--	53,600
--	--	--	44,445
269	392	1,155	45,554
<u>13,655</u>	<u>12,517</u>	<u>29,007</u>	<u>1,007,160</u>
<u>(12,693)</u>	<u>(12,517)</u>	<u>(19,409)</u>	<u>29,105</u>
13,038	13,196	24,085	719,772
(345)	(679)	(4,676)	(707,653)
--	--	--	1,476
<u>12,693</u>	<u>12,517</u>	<u>19,409</u>	<u>13,595</u>
--	--	--	42,700
--	--	--	405,136
--	--	--	8,104
<u>--</u>	<u>--</u>	<u>--</u>	<u>455,940</u>

HILLSBOROUGH COUNTY, FLORIDA
Schedule of Revenues, Expenditures and
Changes in Fund Balance - Budget and Actual
General Fund - Countywide
For the fiscal year ended September 30, 2020
(amounts in thousands)

	Budgeted Amounts		Actual Amounts	Variance With Final Budget- Positive (Negative)
	Original	Final		
Revenues:				
Taxes - ad valorem property taxes	\$ 596,921	596,921	570,761	(26,160)
Taxes - other	1,550	1,550	1,541	(9)
Licenses, permits, special assessments	565	565	612	47
Intergovernmental - state shared revenues	4,884	4,884	4,378	(506)
Intergovernmental - grants	--	--	69	69
Charges for services	68,187	68,187	66,127	(2,060)
Fines and forfeitures	26	26	18	(8)
Interest	4,124	4,124	12,923	8,799
Miscellaneous	3,387	3,397	3,576	179
Total revenues	679,644	679,654	660,005	(19,649)
Expenditures:				
Current:				
General government	121,074	120,874	109,823	11,051
Public safety	12,499	12,499	12,971	(472)
Physical environment	17,288	17,288	15,842	1,446
Transportation	3,670	3,670	1,042	2,628
Economic environment	59,513	59,753	23,126	36,627
Human services	64,392	64,922	52,970	11,952
Culture and recreation	15,137	15,197	14,055	1,142
Capital outlay	4,952	5,417	2,227	3,190
Total expenditures	298,525	299,620	232,056	67,564
Excess (deficiency) of revenues over (under) expenditures	381,119	380,034	427,949	47,915
Other financing sources (uses)				
Transfers in	43,211	43,507	56,528	13,021
Transfers out	(476,361)	(480,441)	(464,480)	15,961
Sales of capital assets	125	125	81	(44)
Budgetary reserves	(182,951)	(178,775)	--	178,775
Budget allowance	(34,826)	(34,828)	--	34,828
Total other financing sources (uses)	(650,802)	(650,412)	(407,871)	242,541
Net change in fund balances	(269,683)	(270,378)	20,078	290,456
Fund balances, beginning of year	269,683	270,378	289,020	18,642
Increase (decrease) in nonspendable fund balances	--	--	6,270	6,270
Fund balances, end of year	\$ --	--	315,368	315,368

HILLSBOROUGH COUNTY, FLORIDA
Schedule of Revenues, Expenditures and
Changes in Fund Balance - Budget and Actual
General Fund - Unincorporated Area
For the fiscal year ended September 30, 2020
(amounts in thousands)

	<u>Budgeted Amounts</u>		<u>Actual Amounts</u>	<u>Variance With Final Budget- Positive (Negative)</u>
	<u>Original</u>	<u>Final</u>		
Revenues:				
Taxes - ad valorem property taxes	\$ 275,365	275,365	263,173	(12,192)
Licenses, permits, special assessments	11	11	10	(1)
Intergovernmental - state shared revenues	34,557	34,557	31,145	(3,412)
Charges for services	30,116	30,116	27,196	(2,920)
Fines and forfeitures	6,372	6,372	7,413	1,041
Interest	1,824	1,824	6,122	4,298
Miscellaneous	1,092	1,092	1,385	293
Total revenues	<u>349,337</u>	<u>349,337</u>	<u>336,444</u>	<u>(12,893)</u>
Expenditures:				
Current:				
General government	17,900	17,900	13,577	4,323
Public safety	191,955	192,419	182,040	10,379
Physical environment	15,051	15,051	9,853	5,198
Transportation	1,835	1,835	3,348	(1,513)
Economic environment	2,951	2,951	2,025	926
Human services	715	715	630	85
Culture and recreation	36,684	36,684	30,390	6,294
Capital outlay	3,824	4,010	1,657	2,353
Total expenditures	<u>270,915</u>	<u>271,565</u>	<u>243,520</u>	<u>28,045</u>
Excess (deficiency) of revenues over (under) expenditures	<u>78,422</u>	<u>77,772</u>	<u>92,924</u>	<u>15,152</u>
Other financing sources (uses)				
Transfers in	109,052	109,052	120,070	11,018
Transfers out	(193,291)	(193,291)	(192,793)	498
Sales of capital assets	--	--	6	6
Budgetary reserves	(91,344)	(90,454)	--	90,454
Budget allowance	(16,386)	(16,386)	--	16,386
Total other financing sources (uses)	<u>(191,969)</u>	<u>(191,079)</u>	<u>(72,717)</u>	<u>118,362</u>
Net change in fund balances	(113,547)	(113,307)	20,207	133,514
Fund balances, beginning of year	113,547	113,307	113,348	41
Increase (decrease) in nonspendable fund balances	--	--	1,834	1,834
Fund balances, end of year	<u>\$ --</u>	<u>--</u>	<u>135,389</u>	<u>135,389</u>

HILLSBOROUGH COUNTY, FLORIDA
Schedule of Revenues, Expenditures and
Changes in Fund Balance - Budget and Actual
General Fund - Sheriff (Budgetary Basis)
For the fiscal year ended September 30, 2020
(amounts in thousands)

	<u>Budgeted Amounts</u>		<u>Actual</u> <u>Amounts</u>	<u>Variance With</u> <u>Final Budget-</u> <u>Positive</u> <u>(Negative)</u>
	<u>Original</u>	<u>Final</u>		
Revenues:				
Charges for services	\$ --	--	1,424	1,424
Fines and forfeitures	--	--	2	2
Interest	--	--	880	880
Miscellaneous	--	--	754	754
Total revenues	<u>--</u>	<u>--</u>	<u>3,060</u>	<u>3,060</u>
Expenditures:				
Current:				
General government	20,069	20,069	18,180	1,889
Public safety	420,931	397,931	378,450	19,481
Capital outlay	19,380	42,380	38,748	3,632
Total expenditures	<u>460,380</u>	<u>460,380</u>	<u>435,378</u>	<u>25,002</u>
Excess (deficiency) of revenues over (under) expenses	<u>(460,380)</u>	<u>(460,380)</u>	<u>(432,318)</u>	<u>28,062</u>
Other financing sources (uses)				
Transfers in	460,380	460,380	460,380	--
Transfers out	--	--	(26,909)	(26,909)
Sales of capital assets	--	--	1,365	1,365
Total other financing sources (uses)	<u>460,380</u>	<u>460,380</u>	<u>434,836</u>	<u>(25,544)</u>
Net change in fund balances	--	--	2,518	2,518
Fund balances, beginning of year	--	--	2,768	2,768
Fund balances, end of year--budgetary basis	<u>\$ --</u>	<u>--</u>	<u>5,286</u>	<u>5,286</u>
Add intergovernmental grant revenue			1,757	
Add contract-related charges for services			5,345	
Add proceeds from the sale of capital assets			25	
Increase public safety and general government expenditures			(6,491)	
Increase capital outlay			(947)	
Add transfers in for Sheriff's vehicles			200	
Increase miscellaneous revenues			10	
Fund balances, end of year--GAAP basis			<u>\$ 5,185</u>	

HILLSBOROUGH COUNTY, FLORIDA
Schedule of Revenues, Expenditures and
Changes in Fund Balance - Budget and Actual
General Fund - Tax Collector (Budgetary Basis)
For the fiscal year ended September 30, 2020
(amounts in thousands)

	Budgeted Amounts		Actual Amounts	Variance With Final Budget- Positive (Negative)
	Original	Final		
Revenues:				
Charges for services	\$ 18,650	18,650	18,512	(138)
Interest	300	300	207	(93)
Miscellaneous	265	265	366	101
Total revenues	19,215	19,215	19,085	(130)
Expenditures:				
Current:				
General government	33,212	33,212	31,247	1,965
Capital outlay	202	202	159	43
Total expenditures	33,414	33,414	31,406	2,008
Excess (deficiency) of revenues over (under) expenses	(14,199)	(14,199)	(12,321)	1,878
Other financing sources (uses)				
Transfers in	34,290	34,290	32,275	(2,015)
Transfers out	(18,082)	(18,082)	(17,771)	311
Distribution of excess fees	(2,009)	(2,009)	(2,183)	(174)
Total other financing sources (uses)	14,199	14,199	12,321	(1,878)
Net change in fund balances	--	--	--	--
Fund balances, beginning of year	--	--	--	--
Fund balances, end of year--budgetary basis	\$ --	--	--	--
Fund balances, end of year				
Reduce distribution of excess fees			2,183	
Increase general government expenditures			(2,183)	
Fund balances, end of year--GAAP basis			--	

HILLSBOROUGH COUNTY, FLORIDA
Schedule of Revenues, Expenditures and
Changes in Fund Balance - Budget and Actual
General Fund - Property Appraiser (Budgetary Basis)
For the fiscal year ended September 30, 2020
(amounts in thousands)

	<u>Budgeted Amounts</u>		<u>Actual</u> <u>Amounts</u>	<u>Variance With</u> <u>Final Budget-</u> <u>Positive</u> <u>(Negative)</u>
	<u>Original</u>	<u>Final</u>		
Revenues:				
Charges for services	\$ 962	962	962	--
Total revenues	<u>962</u>	<u>962</u>	<u>962</u>	<u>--</u>
Expenditures:				
Current:				
General government	14,000	13,731	13,361	370
Capital outlay	--	269	269	--
Total expenditures	<u>14,000</u>	<u>14,000</u>	<u>13,630</u>	<u>370</u>
Excess (deficiency) of revenues over (under) expenses	<u>(13,038)</u>	<u>(13,038)</u>	<u>(12,668)</u>	<u>370</u>
Other financing sources (uses)				
Transfers in	13,038	13,038	13,038	--
Transfers out	--	--	(345)	(345)
Distribution of excess fees	--	--	(25)	(25)
Total other financing sources (uses)	<u>13,038</u>	<u>13,038</u>	<u>12,668</u>	<u>(370)</u>
Net change in fund balances	--	--	--	--
Fund balances, beginning of year	--	--	--	--
Fund balances, end of year--budgetary basis	<u>\$ --</u>	<u>--</u>	<u>--</u>	<u>--</u>
To convert of GAAP basis:				
Reduce distribution of excess fees			25	
Increase general government expenditures			<u>(25)</u>	
Fund balances, end of year--GAAP basis			<u>--</u>	

HILLSBOROUGH COUNTY, FLORIDA
Schedule of Revenues, Expenditures and
Changes in Fund Balance - Budget and Actual
General Fund - Supervisor of Elections
For the fiscal year ended September 30, 2020
(amounts in thousands)

	<u>Budgeted Amounts</u>		<u>Actual</u> <u>Amounts</u>	<u>Variance With</u> <u>Final Budget-</u> <u>Positive</u> <u>(Negative)</u>
	<u>Original</u>	<u>Final</u>		
Revenues:				
Expenditures:				
Current:				
General government	\$ 14,496	13,742	12,125	1,617
Capital outlay	500	767	392	375
Total expenditures	<u>14,996</u>	<u>14,509</u>	<u>12,517</u>	<u>1,992</u>
Excess (deficiency) of revenues over (under) expenses	<u>(14,996)</u>	<u>(14,509)</u>	<u>(12,517)</u>	<u>1,992</u>
Other financing sources (uses)				
Transfers in	14,996	15,263	13,196	(2,067)
Transfers out	--	(754)	(679)	75
Total other financing sources (uses)	<u>14,996</u>	<u>14,509</u>	<u>12,517</u>	<u>(1,992)</u>
Net change in fund balances	--	--	--	--
Fund balances, beginning of year	--	--	--	--
Fund balances, end of year	<u>\$ --</u>	<u>--</u>	<u>--</u>	<u>--</u>

HILLSBOROUGH COUNTY, FLORIDA
Schedule of Revenues, Expenditures and
Changes in Fund Balance - Budget and Actual
General Fund - Clerk of Circuit Court
For the fiscal year ended September 30, 2020
(amounts in thousands)

	Budgeted Amounts		Actual Amounts	Variance With Final Budget- Positive (Negative)
	Original	Final		
Revenues:				
Intergovernmental - grants	\$ 1,488	1,337	1,311	(26)
Charges for services	7,155	7,507	8,219	712
Interest	88	88	68	(20)
Total revenues	8,731	8,932	9,598	666
Expenditures:				
Current:				
General government	29,283	31,255	27,852	3,403
Capital outlay	952	1,762	1,155	607
Total expenditures	30,235	33,017	29,007	4,010
Excess (deficiency) of revenues over (under) expenses	(21,504)	(24,085)	(19,409)	4,676
Other financing sources (uses)				
Transfers in	21,585	24,085	24,085	--
Transfers out	(81)	--	(4,676)	(4,676)
Total other financing sources (uses)	21,504	24,085	19,409	(4,676)
Net change in fund balances	--	--	--	--
Fund balances, beginning of year	--	--	--	--
Fund balances, end of year	\$ --	--	--	--

HILLSBOROUGH COUNTY, FLORIDA

**Combining Balance Sheet
Nonmajor Governmental Funds
September 30, 2020
(amounts in thousands)**

	Nonmajor Special Revenue Funds	Nonmajor Debt Service Funds	Nonmajor Capital Projects Funds	Total Nonmajor Governmental Funds
ASSETS				
Cash and cash equivalents	\$ 53,128	12,163	51,526	116,817
Investments	125,911	42,244	178,977	347,132
Accounts receivable, net	760	--	--	760
Interest receivable	513	185	787	1,485
Delinquent ad valorem taxes receivable	143	17	--	160
Due from other funds	8,318	135	--	8,453
Due from other governmental units	3,010	--	--	3,010
Inventories	58	--	--	58
Prepaid items	102	--	--	102
Total assets	<u>191,943</u>	<u>54,744</u>	<u>231,290</u>	<u>477,977</u>
LIABILITIES				
Accounts and contracts payable	9,316	145	8,638	18,099
Accrued liabilities	3,319	--	--	3,319
Due to other funds	1,314	--	935	2,249
Due to other governmental units	759	--	--	759
Unearned revenues	2,473	63	--	2,536
Total liabilities	<u>17,181</u>	<u>208</u>	<u>9,573</u>	<u>26,962</u>
DEFERRED INFLOWS OF RESOURCES				
Unavailable revenues	143	17	--	160
Total deferred inflows of resources	<u>143</u>	<u>17</u>	<u>--</u>	<u>160</u>
FUND BALANCES				
Nonspendable:				
Inventories and prepaid items	160	--	--	160
Restricted for:				
Bond covenants	1,459	--	147,811	149,270
Debt service	--	54,519	--	54,519
Grant programs and projects	4,370	--	--	4,370
Federal and state law	101,372	--	119	101,491
Impact fees	11,625	--	--	11,625
Other purposes	9,807	--	--	9,807
Committed to:				
BOCC ordinance / other purposes	38,884	--	--	38,884
Assigned to:				
Capital projects	--	--	73,787	73,787
Major maintenance and repair projects	5,451	--	--	5,451
BOCC resolutions / other purposes	1,491	--	--	1,491
Total fund balances	<u>174,619</u>	<u>54,519</u>	<u>221,717</u>	<u>450,855</u>
Total liabilities, deferred inflows of resources and fund balances	<u>\$ 191,943</u>	<u>54,744</u>	<u>231,290</u>	<u>477,977</u>

HILLSBOROUGH COUNTY, FLORIDA
Nonmajor Governmental Funds
Combining Schedule of Revenues, Expenditures, and Changes in Fund Balances
For the fiscal year ended September 30, 2020
(amounts in thousands)

	<u>Nonmajor Special Revenue Funds</u>	<u>Nonmajor Debt Service Funds</u>	<u>Nonmajor Capital Projects Funds</u>	<u>Total Nonmajor Governmental Funds</u>
Revenues:				
Taxes - ad valorem property taxes	\$ 53,540	7,597	--	61,137
Taxes - other	19,104	--	--	19,104
Licenses, permits, special assessments	49,478	--	--	49,478
Intergovernmental - grants	11,311	128	--	11,439
Charges for services	42,989	270	--	43,259
Fines and forfeitures	4,920	--	--	4,920
Interest	4,181	982	3,012	8,175
Miscellaneous	3,141	639	687	4,467
Total revenues	<u>188,664</u>	<u>9,616</u>	<u>3,699</u>	<u>201,979</u>
Expenditures:				
Current:				
General government	30,866	3	4,270	35,139
Public safety	41,238	--	318	41,556
Physical environment	3,045	--	711	3,756
Transportation	2,437	--	--	2,437
Economic environment	--	--	19,854	19,854
Human services	--	--	543	543
Culture and recreation	43,509	--	3,123	46,632
Capital outlay	54,270	--	74,310	128,580
Debt service:				
Principal	3,000	65,700	--	68,700
Interest and fiscal charges	761	28,525	(5)	29,281
Total expenditures	<u>179,126</u>	<u>94,228</u>	<u>103,124</u>	<u>376,478</u>
Excess (deficiency) of revenues over (under) expenditures	<u>9,538</u>	<u>(84,612)</u>	<u>(99,425)</u>	<u>(174,499)</u>
Other financing sources (uses)				
Transfers in	29,260	82,904	49,672	161,836
Transfers out	(22,588)	(36,413)	(15,904)	(74,905)
Face amount of long-term debt issued	--	39,700	19,900	59,600
Sales of capital assets	25	--	36	61
Total other financing sources (uses)	<u>6,697</u>	<u>86,191</u>	<u>53,704</u>	<u>146,592</u>
Net change in fund balances	16,235	1,579	(45,721)	(27,907)
Fund balances, beginning of year	158,400	52,940	267,438	478,778
Increase (decrease) in nonspendable fund balances	(16)	--	--	(16)
Fund balances, end of year	<u>\$ 174,619</u>	<u>54,519</u>	<u>221,717</u>	<u>450,855</u>

NONMAJOR SPECIAL REVENUE FUNDS

BOARD OF COUNTY COMMISSIONERS:

Unincorporated Area Special Purpose Revenue Fund – To account for special purpose revenues used to provide services for residents of the unincorporated areas of the County.

Library Fund – To account for ad valorem taxes and state grant funds designated to operate and maintain the countywide Tampa-Hillsborough County Public Library System.

Infrastructure Surtax Projects Fund – To account for capital projects associated with use of the County's share of the voter-approved local government infrastructure discretionary sales surtax levied per Section 212.055, Florida Statutes. This sales tax, commonly known as the Community Investment Tax, may be used to purchase or construct equipment or infrastructure related to jails, criminal justice computer systems, fire stations, streets and traffic intersections, stormwater systems, parks, and libraries. This tax is shared with the Hillsborough County School Board, the Tampa Sports Authority, and the three municipalities located in the County.

SHERIFF:

Child Protective Investigations Fund – To account for revenues and expenditures for child protective investigations.

Special Use Fund – To account for specific revenue sources designated for law enforcement within the unincorporated areas of the County.

Inmate Welfare Fund – To account for the revenues and expenditures related to sales to inmates of merchandise such as toiletries, cigarettes, snacks, and inmate phone calls, as well as inmate programs funded by these revenues.

Misdemeanor Probation Services Fund – To account for the revenues and expenditures related to the Sheriff's provision of misdemeanor probation services.

Communications 911 Fund – To account for the revenues and expenditures related to the Sheriff's 911 operations.

BOCC Special Projects Fund – To account for the revenues and expenditures related to funds that may only be expended for certain major maintenance and renovation projects.

SUPERVISOR OF ELECTIONS:

Grants Fund – To account for federal, state, or other grants received by the Supervisor of Elections for programs including voter education and equipment as well as the recruiting and training of poll workers.

CLERK OF CIRCUIT COURT:

Court Operations and Public Records Fund – To account for the Clerk of Circuit Court's court operations as an officer of the court including clerical and administrative functions of the courts, keeping records, maintaining dockets, providing courtroom clerks for the judiciary, and collecting and disbursing fines, forfeitures and other court costs, and keeping custody of court funds. The Clerk of Circuit Court also conducts court-ordered sales of property, as well as runs the depository for collecting and disbursing court-ordered child support and alimony payments.

To account for the following: Public Records Modernization Trust Fund for equipment, maintenance, personnel training, and technical assistance for modernizing public records per Florida Statute 28.24(12)(d). Public Records Court Technology Trust Fund to operate/support an integrated computer system for judicial agencies and support state court system operations per Florida Statute 28.24(12)(e)(1). Foreclosure Public Education Fund to educate the public of their rights in foreclosure proceedings per Florida Statute 45.035(2)(a), and Public Records Court Operations Trust Fund for Clerk court-related operational needs and program enhancements per Florida Statute 28.37(2).

HILLSBOROUGH COUNTY, FLORIDA
Nonmajor Special Revenue Funds
Combining Balance Sheet
September 30, 2020
(amounts in thousands)

BOARD OF COUNTY COMMISSIONERS

	Unincorporated Area Special Purpose	Library	Infrastructure Surtax Projects
ASSETS			
Cash and cash equivalents	\$ 16,026	10,095	7,475
Investments	55,666	35,065	25,964
Accounts receivable, net	1	292	--
Interest receivable	245	154	114
Delinquent ad valorem taxes receivable	24	119	--
Due from other funds	564	924	3,088
Due from other governmental units	3,004	1	--
Inventories	--	58	--
Prepaid items	--	--	--
Total assets	<u>75,530</u>	<u>46,708</u>	<u>36,641</u>
LIABILITIES			
Accounts and contracts payable	4,730	819	3,024
Accrued liabilities	661	1,130	--
Due to other funds	129	36	--
Due to other governmental units	--	--	--
Unearned revenues	330	531	--
Total liabilities	<u>5,850</u>	<u>2,516</u>	<u>3,024</u>
DEFERRED INFLOWS OF RESOURCES			
Unavailable revenues	24	119	--
Total deferred inflows of resources	<u>24</u>	<u>119</u>	<u>--</u>
FUND BALANCES			
Nonspendable:			
Inventories and prepaid items	--	58	--
Restricted for:			
Bond covenants	--	--	--
Grant programs and projects	--	--	--
Federal and state law	12,205	44,015	33,617
Impact fees	11,625	--	--
Other purposes	--	--	--
Committed to:			
BOCC ordinance / other purposes	38,884	--	--
Assigned to:			
Major maintenance and repair projects	5,451	--	--
BOCC resolutions / other purposes	1,491	--	--
Total fund balances	<u>69,656</u>	<u>44,073</u>	<u>33,617</u>
Total liabilities, deferred inflows of resources and fund balances	<u>\$ 75,530</u>	<u>46,708</u>	<u>36,641</u>

SHERIFF

Child Protective Investigations	Special Use	Inmate Welfare	Misdemeanor Probation Services	Communications 911	BOCC Special Projects
3,312	1,072	689	137	227	1,463
--	--	9,216	--	--	--
--	1	466	--	--	--
--	--	--	--	--	--
--	--	--	250	--	--
--	5	--	--	--	--
--	--	--	--	--	--
--	40	--	62	--	--
<u>3,312</u>	<u>1,118</u>	<u>10,371</u>	<u>449</u>	<u>227</u>	<u>1,463</u>
19	64	506	--	--	4
264	4	41	37	12	--
102	1,010	17	15	5	--
295	--	--	--	--	--
1,196	--	--	--	--	--
<u>1,876</u>	<u>1,078</u>	<u>564</u>	<u>52</u>	<u>17</u>	<u>4</u>
--	--	--	--	--	--
--	--	--	--	--	--
--	40	--	62	--	--
--	--	--	--	--	1,459
1,436	--	--	--	--	--
--	--	--	335	210	--
--	--	--	--	--	--
--	--	9,807	--	--	--
--	--	--	--	--	--
--	--	--	--	--	--
<u>1,436</u>	<u>40</u>	<u>9,807</u>	<u>397</u>	<u>210</u>	<u>1,459</u>
<u>3,312</u>	<u>1,118</u>	<u>10,371</u>	<u>449</u>	<u>227</u>	<u>1,463</u>

(continued)

HILLSBOROUGH COUNTY, FLORIDA
Nonmajor Special Revenue Funds
Combining Balance Sheet (Continued)
September 30, 2020
(amounts in thousands)

	<u>SUPERVISOR</u>	<u>CLERK</u>	
	<u>Supervisor of</u>	<u>Court</u>	
	<u>Elections Grants</u>	<u>Operations &</u>	<u>Total</u>
		<u>Public Records</u>	
ASSETS			
Cash and cash equivalents	\$ --	12,632	53,128
Investments	--	--	125,911
Accounts receivable, net	--	--	760
Interest receivable	--	--	513
Delinquent ad valorem taxes receivable	--	--	143
Due from other funds	3,492	--	8,318
Due from other governmental units	--	--	3,010
Inventories	--	--	58
Prepaid items	--	--	102
Total assets	<u>3,492</u>	<u>12,632</u>	<u>191,943</u>
LIABILITIES			
Accounts and contracts payable	141	9	9,316
Accrued liabilities	--	1,170	3,319
Due to other funds	--	--	1,314
Due to other governmental units	--	464	759
Unearned revenues	416	--	2,473
Total liabilities	<u>557</u>	<u>1,643</u>	<u>17,181</u>
DEFERRED INFLOWS OF RESOURCES			
Unavailable revenues	--	--	143
Total deferred inflows of resources	<u>--</u>	<u>--</u>	<u>143</u>
FUND BALANCES			
Nonspendable:			
Inventories and prepaid items	--	--	160
Restricted for:			
Bond covenants	--	--	1,459
Grant programs and projects	2,934	--	4,370
Federal and state law	--	10,990	101,372
Impact fees	--	--	11,625
Other purposes	--	--	9,807
Committed to:			
BOCC ordinance / other purposes	--	--	38,884
Assigned to:			
Major maintenance and repair projects	--	--	5,451
BOCC resolutions / other purposes	--	--	1,491
Total fund balances	<u>2,934</u>	<u>10,990</u>	<u>174,619</u>
Total liabilities, deferred inflows of resources and fund balances	<u>\$ 3,491</u>	<u>12,633</u>	<u>191,943</u>



Hillsborough
County Florida

HILLSBOROUGH COUNTY, FLORIDA
Nonmajor Special Revenue Funds
Combining Statement of Revenues, Expenditures, and Changes in Fund Balances
For the fiscal year ended September 30, 2020
(amounts in thousands)

	BOARD OF COUNTY COMMISSIONERS		
	Unincorporated Area Special Purpose	Library	Infrastructure Surtax Projects
Revenues:			
Taxes - ad valorem property taxes	\$ --	53,540	--
Taxes - other	19,104	--	--
Licenses, permits, special assessments	49,478	--	--
Intergovernmental - grants	--	986	--
Charges for services	3,468	213	--
Fines and forfeitures	94	207	--
Interest	1,749	1,394	791
Miscellaneous	75	13	(8)
Total revenues	<u>73,968</u>	<u>56,353</u>	<u>783</u>
Expenditures:			
Current:			
General government	1,163	54	--
Public safety	19,870	--	--
Physical environment	3,045	--	--
Transportation	2,437	--	--
Culture and recreation	2,840	40,669	--
Capital outlay	26,401	12,070	14,512
Debt Service:			
Principal	--	--	3,000
Interest and fiscal charges	--	--	761
Total expenditures	<u>55,756</u>	<u>52,793</u>	<u>18,273</u>
Excess (deficiency) of revenues over (under) expenditures	<u>18,212</u>	<u>3,560</u>	<u>(17,490)</u>
Other financing sources (uses)			
Transfers in	7,467	439	18,202
Transfers out	(19,690)	(1,461)	--
Sales of capital assets	--	3	--
Total other financing sources (uses)	<u>(12,223)</u>	<u>(1,019)</u>	<u>18,202</u>
Net change in fund balances	5,989	2,541	712
Fund balances, beginning of year	63,667	41,548	32,905
Increase (decrease) in nonspendable fund balances	--	(16)	--
Fund balances, end of year	<u>\$ 69,656</u>	<u>44,073</u>	<u>33,617</u>

SHERIFF

Child Protective Investigations	Special Use	Inmate Welfare	Misdemeanor Probation Services	Communications 911	BOCC Special Projects
--	--	--	--	--	--
--	--	--	--	--	--
--	--	--	--	--	--
5,194	--	--	--	--	--
8,904	27	3,080	1,468	882	--
--	350	--	--	--	--
--	--	110	--	--	10
10	40	7	--	--	72
<u>14,108</u>	<u>417</u>	<u>3,197</u>	<u>1,468</u>	<u>882</u>	<u>82</u>
--	--	--	--	--	--
13,753	2,127	2,320	1,797	769	44
--	--	--	--	--	--
--	--	--	--	--	--
528	--	473	--	27	47
--	--	--	--	--	--
--	--	--	--	--	--
<u>14,281</u>	<u>2,127</u>	<u>2,793</u>	<u>1,797</u>	<u>796</u>	<u>91</u>
<u>(173)</u>	<u>(1,710)</u>	<u>404</u>	<u>(329)</u>	<u>86</u>	<u>(9)</u>
--	3,152	--	--	--	--
--	(1,437)	--	--	--	--
10	12	--	--	--	--
<u>10</u>	<u>1,727</u>	<u>--</u>	<u>--</u>	<u>--</u>	<u>--</u>
(163)	17	404	(329)	86	(9)
1,599	23	9,403	726	124	1,468
--	--	--	--	--	--
<u>1,436</u>	<u>40</u>	<u>9,807</u>	<u>397</u>	<u>210</u>	<u>1,459</u>

(continued)

HILLSBOROUGH COUNTY, FLORIDA
Nonmajor Special Revenue Funds
Combining Statement of Revenues, Expenditures, and Changes in Fund Balances
For the fiscal year ended September 30, 2020
(amounts in thousands)

	<u>SUPERVISOR</u>	<u>CLERK</u>	
	<u>Supervisor of Elections Grants</u>	<u>Court Operations & Public Records</u>	<u>Total</u>
Revenues:			
Taxes - ad valorem property taxes	\$ --	--	53,540
Taxes - other	--	--	19,104
Licenses, permits, special assessments	--	--	49,478
Intergovernmental - grants	753	4,378	11,311
Charges for services	--	24,947	42,989
Fines and forfeitures	--	4,269	4,920
Interest	7	120	4,181
Miscellaneous	2,932	--	3,141
Total revenues	<u>3,692</u>	<u>33,714</u>	<u>188,664</u>
Expenditures:			
Current:			
General government	342	29,307	30,866
Public safety	558	--	41,238
Physical environment	--	--	3,045
Transportation	--	--	2,437
Culture and recreation	--	--	43,509
Capital outlay	160	52	54,270
Debt Service:			
Principal	--	--	(3,000)
Interest and fiscal charges	--	--	(761)
Total expenditures	<u>1,060</u>	<u>29,359</u>	<u>179,126</u>
Excess (deficiency) of revenues over (under) expenditures	<u>2,632</u>	<u>4,355</u>	<u>9,538</u>
Other financing sources (uses)			
Transfers in	--	--	29,260
Transfers out	--	--	(22,588)
Sales of capital assets	--	--	25
Total other financing sources (uses)	<u>--</u>	<u>--</u>	<u>6,697</u>
Net change in fund balances	2,632	4,355	16,235
Fund balances, beginning of year	302	6,635	158,400
Increase (decrease) in nonspendable fund balances	--	--	(16)
Fund balances, end of year	<u>\$ 2,934</u>	<u>10,990</u>	<u>174,619</u>

HILLSBOROUGH COUNTY, FLORIDA
Schedule of Revenues, Expenditures and
Changes in Fund Balance - Budget and Actual
Unincorporated Area Special Purpose Fund
For the fiscal year ended September 30, 2020
(amounts in thousands)

	<u>Budgeted Amounts</u>		<u>Actual Amounts</u>	<u>Variance With Final Budget-</u>
	<u>Original</u>	<u>Final</u>		<u>Positive (Negative)</u>
Revenues:				
Taxes - other	\$ 19,636	19,636	19,104	(532)
Licenses, permits, special assessments	51,728	51,728	49,478	(2,250)
Charges for services	3,872	3,872	3,468	(404)
Fines and forfeitures	82	82	94	12
Interest	1,155	1,155	1,749	594
Miscellaneous	132	132	75	(57)
Total revenues	<u>76,605</u>	<u>76,605</u>	<u>73,968</u>	<u>(2,637)</u>
Expenditures:				
Current:				
General government	7,729	6,554	1,163	5,391
Public safety	24,581	24,905	19,870	5,035
Physical environment	4,233	10,642	3,045	7,597
Transportation	3,642	3,642	2,437	1,205
Culture and recreation	2,923	3,873	2,840	1,033
Capital outlay	55,882	57,524	26,401	31,123
Total expenditures	<u>98,990</u>	<u>107,140</u>	<u>55,756</u>	<u>51,384</u>
Excess (deficiency) of revenues over (under) expenditures	<u>(22,385)</u>	<u>(30,535)</u>	<u>18,212</u>	<u>48,747</u>
Other financing sources (uses)				
Transfers in	6,612	7,235	7,467	232
Transfers out	(19,186)	(19,736)	(19,690)	46
Budgetary reserves	(24,631)	(17,737)	--	17,737
Budget allowance	(3,740)	(3,740)	--	3,740
Total other financing sources (uses)	<u>(40,945)</u>	<u>(33,978)</u>	<u>(12,223)</u>	<u>21,755</u>
Net change in fund balances	(63,330)	(64,513)	5,989	70,502
Fund balances, beginning of year	<u>63,330</u>	<u>64,513</u>	<u>63,667</u>	<u>(846)</u>
Fund balances, end of year	<u>\$ --</u>	<u>--</u>	<u>69,656</u>	<u>69,656</u>

HILLSBOROUGH COUNTY, FLORIDA
Schedule of Revenues, Expenditures and
Changes in Fund Balance - Budget and Actual
Library Fund
For the fiscal year ended September 30, 2020
(amounts in thousands)

	<u>Budgeted Amounts</u>		<u>Actual Amounts</u>	<u>Variance With Final Budget- Positive (Negative)</u>
	<u>Original</u>	<u>Final</u>		
Revenues:				
Taxes - ad valorem property taxes	\$ 55,956	55,956	53,540	(2,416)
Intergovernmental - grants	975	1,031	986	(45)
Charges for services	389	389	213	(176)
Fines and forfeitures	53	53	207	154
Interest	634	634	1,394	760
Miscellaneous	8	23	13	(10)
Total revenues	<u>58,015</u>	<u>58,086</u>	<u>56,353</u>	<u>(1,733)</u>
Expenditures:				
Current:				
General government	(448)	(448)	54	(502)
Culture and recreation	44,968	44,812	40,669	4,143
Capital outlay	36,938	35,701	12,070	23,631
Total expenditures	<u>81,458</u>	<u>80,065</u>	<u>52,793</u>	<u>27,272</u>
Excess (deficiency) of revenues over (under) expenditures	<u>(23,443)</u>	<u>(21,979)</u>	<u>3,560</u>	<u>25,539</u>
Other financing sources (uses)				
Transfers in	270	270	439	169
Transfers out	(1,538)	(1,538)	(1,461)	77
Sales of capital assets	--	--	3	3
Budgetary reserves	(12,262)	(15,383)	--	15,383
Budget allowance	(2,842)	(2,842)	--	2,842
Total other financing sources (uses)	<u>(16,372)</u>	<u>(19,493)</u>	<u>(1,019)</u>	<u>18,474</u>
Net change in fund balances	(39,815)	(41,472)	2,541	44,013
Fund balances, beginning of year	39,815	41,472	41,548	76
Increase (decrease) in nonspendable fund balances	--	--	(16)	(16)
Fund balances, end of year	<u>\$ --</u>	<u>--</u>	<u>44,073</u>	<u>44,073</u>

HILLSBOROUGH COUNTY, FLORIDA
Schedule of Revenues, Expenditures and
Changes in Fund Balance - Budget and Actual
Infrastructure Surtax Projects Fund
For the fiscal year ended September 30, 2020
(amounts in thousands)

	<u>Budgeted Amounts</u>		<u>Actual Amounts</u>	<u>Variance With Final Budget- Positive (Negative)</u>
	<u>Original</u>	<u>Final</u>		
Revenues:				
Interest	\$ 244	244	791	547
Miscellaneous	--	--	(8)	(8)
Total revenues	<u>244</u>	<u>244</u>	<u>783</u>	<u>539</u>
Expenditures:				
Current:				
General government	40	40	--	40
Transportation	2,063	2,034	--	2,034
Capital outlay	66,789	60,780	14,512	46,268
Principal	3,000	3,000	3,000	--
Interest and fiscal charges	995	995	761	234
Total expenditures	<u>72,887</u>	<u>66,849</u>	<u>18,273</u>	<u>48,576</u>
Excess (deficiency) of revenues over (under) expenditures	<u>(72,643)</u>	<u>(66,605)</u>	<u>(17,490)</u>	<u>49,115</u>
Other financing sources (uses)				
Transfers in	18,554	23,589	18,202	(5,387)
Face amount of long-term debt issued	16,679	11,654	--	(11,654)
Budgetary reserves	(6,616)	(1,283)	--	1,283
Budget allowance	(3)	(3)	--	3
Total other financing sources (uses)	<u>28,614</u>	<u>33,957</u>	<u>18,202</u>	<u>(15,755)</u>
Net change in fund balances	(44,029)	(32,648)	712	33,360
Fund balances, beginning of year	44,029	32,648	32,905	257
Fund balances, end of year	<u>\$ --</u>	<u>--</u>	<u>33,617</u>	<u>33,617</u>

HILLSBOROUGH COUNTY, FLORIDA
Schedule of Revenues, Expenditures and
Changes in Fund Balance - Budget and Actual
Sheriff Special Use Fund
For the fiscal year ended September 30, 2020
(amounts in thousands)

	Budgeted Amounts		Actual Amounts	Variance With Final Budget- Positive (Negative)
	Original	Final		
Revenues:				
Charges for services	\$ --	--	27	27
Fines and forfeitures	--	--	350	350
Miscellaneous	--	--	40	40
Total revenues	--	--	417	417
Expenditures:				
Current:				
Public safety	2,452	2,452	2,127	325
Capital outlay	700	700	--	700
Total expenditures	3,152	3,152	2,127	1,025
Excess (deficiency) of revenues over (under) expenses	(3,152)	(3,152)	(1,710)	1,442
Other financing sources (uses)				
Transfers in	3,152	3,152	3,152	--
Transfers out	--	--	(1,437)	(1,437)
Sales of capital assets	--	--	12	12
Total other financing sources (uses)	3,152	3,152	1,727	(1,425)
Net change in fund balances	--	--	17	17
Fund balances, beginning of year	--	--	23	23
Fund balances, end of year	\$ --	--	40	40

HILLSBOROUGH COUNTY, FLORIDA
Schedule of Revenues, Expenditures and
Changes in Fund Balance - Budget and Actual
Clerk Court Operations and Public Records Fund (Budgetary Basis)
For the fiscal year ended September 30, 2020
(amounts in thousands)

	Budgeted Amounts		Actual Amounts	Variance With Final Budget- Positive (Negative)
	Original	Final		
Revenues:				
Intergovernmental - grants	\$ 489	1,925	4,378	2,453
Charges for services	25,866	23,608	24,947	1,339
Fines and forfeitures	6,105	4,029	4,269	240
Interest	232	199	120	(79)
Total revenues	32,692	29,761	33,714	3,953
Expenditures:				
Current:				
General government	32,832	29,632	28,191	1,441
Capital outlay	155	961	52	909
Total expenditures	32,987	30,593	28,243	2,350
Excess (deficiency) of revenues over (under) expenses	(295)	(832)	5,471	6,303
Other financing sources (uses)				
Budgetary reserves	(511)	(832)	--	(832)
Distribution of excess fees	(216)	--	(1,116)	(1,116)
Total other financing sources (uses)	295	832	(1,116)	(1,948)
Net change in fund balances	--	--	4,355	4,355
Fund balances, beginning of year	--	--	6,635	6,635
Fund balances, end of year --budgetary basis	\$ --	--	10,990	10,990
Fund balances, end of year				
Reduce distribution of excess fees			1,116	
Increase general government expenditures			(1,116)	
Fund balances, end of year--GAAP basis			\$ 10,990	

NONMAJOR DEBT SERVICE FUNDS

BOARD OF COUNTY COMMISSIONERS:

2002 Parks and Recreation Fund – To account for the annual debt service requirements of the Unincorporated Area Parks and Recreation Program General Obligation Refunding Bonds, Series 2002. Interest and principal payments are due through final maturity in July 2025. Payment of debt service is secured by ad valorem taxes levied on the assessed value of taxable real property in the County's unincorporated area.

2005 Court Facilities Improvement Fund – To account for the annual debt service requirements of the Court Facilities Revenue Bonds, Series 2005. Interest and principal payments are due through final maturity in November 2029. Payment of debt service is secured by a pledge of court surcharge and Community Investment Tax revenues (until the earlier of December 1, 2026 or the date such tax is released pursuant to Section 33 of the Bond Resolution).

2005 Tampa Bay Arena Refunding Revenue Bonds Fund – To account for the annual debt service requirements on the Tampa Bay Arena Refunding Revenue Bonds, Series 2005. Interest and principal payments are due through final maturity in October 2026. Payment of debt service is secured by a pledge on legally available non-ad valorem revenues. Non-ad valorem revenues include Guaranteed Entitlement Revenues, Mobile Home License Fees, Alcoholic Beverage License Taxes, Local Business Taxes, and Local Government Half-Cent Sales Tax revenues.

2016 Capital Improvement Program Refunding Revenue Bond Fund – To account for the annual debt service requirements on the Capital Improvement Program Refunding Revenue Bonds, Series 2006 and Series 2016.

2017 Fourth Cent Tourist Development Tax Refunding and Improvement Revenue Bonds Fund – To account for the annual debt service requirements on the Fourth Cent Tourist Development Tax Refunding Revenue Bonds, Series 2006 and Fourth Cent Tourist Development Tax Refunding Revenue Bonds, Series 2017A and B. Interest and principal payments on the 2006 Series were paid through the defeasance date of February 16, 2017. Interest and principal payments on the 2017 Series are due through final maturity in 2035. Payment of debt service is secured by a pledge limited to Fourth Cent Tourist Development Tax revenues.

2017 Fifth Cent Tourist Development Tax Refunding Revenue Bonds Fund – To account for the annual debt service requirements on the Fifth Cent Tourist Development Tax Refunding Revenue Bonds, Series 2006A and Fifth Cent Tourist Development Tax Refunding Revenue Bonds, Series 2017. Interest and principal payments on the 2006 Series were paid through the defeasance date of October 27, 2016. Interest and principal payments on the 2017 Series are due through final maturity in October 2046. Payment of debt service is secured by a pledge limited to Fifth Cent Tourist Development Tax revenues.

2019 Capital Improvement Program Revenue Bonds Fund – To account for the annual debt service requirements on the Capital Improvement Program Revenue Bonds, Series 2019. Interest and principal payments are due through final maturity in August 2049. Payment of this debt is secured by a pledge on legally available non-ad valorem revenues, which include Guaranteed Entitlement Revenues, Mobile Home License Fees, Alcoholic Beverage License Taxes, Local Business Taxes, and Local Government Half-Cent Sales Tax revenues

2008 Capital Improvement Non-Ad Valorem Refunding Revenue Bonds and 2017 Note Fund – To account for the sinking fund requirements of the Capital Improvement Non-Ad Valorem Refunding Revenue Bonds, Series 2008. These bonds were partially refunded on September 26, 2017. Interest and principal payments on the 2008 Series are due through final maturity in July 2028. Principal and interest payments on the 2017 Series are due through final maturity in July 2028. Payment of this debt is secured by a pledge on legally available non-ad valorem revenues, which include Guaranteed Entitlement Revenues, Mobile Home License Fees, Alcoholic Beverage License Taxes, Local Business Taxes, and Local Government Half-Cent Sales Tax revenues.

2009/2019 Environmentally Sensitive Lands Acquisition and Protection Program (ELAPP) Fund – To account for the annual debt service requirements of the General Obligation Bonds, Series 2009A and 2009B. Interest and principal payments are due through final maturities in 2019 and 2039, respectively. Payment of debt service is secured by a pledge on all taxable property in the County’s unincorporated area. The Series 1998 and 2003 Bonds were also accounted for in this fund in prior years. This fund was also used to account for money to be set aside for a new ELAPP bond issue that was planned but not issued during fiscal year 2016.

2012 Community Investment Tax Refunding Revenue Bonds Fund – To account for the annual debt service requirements on the Community Investment Tax Refunding Revenue Bonds (CIT), Series 2012A and 2012B. Interest and principal payments are due through final maturity in November 2025. Debt service is secured by a pledge of the Community Investment Tax revenues and related investment earnings.

2012 Capital Improvement Program Revenue Bonds Fund – To account for the annual debt service requirements on the Capital Improvement Program Revenue Bonds, Series 2012. Interest and principal payments are due through final maturity in November 2025. Debt service is payable solely from a pledge of the local government half-cent sales tax revenues.

2015 Community Investment Tax Refunding Revenue Bonds – To account for the annual debt service requirements of the Community Investment Tax Refunding Revenue Bonds, Series 2015. Interest and principal payments are due through final maturity in November 2025. Debt service is secured by a pledge of the Community Investment Tax revenues and related earnings.

Commercial Paper Program (M2Gen, Arena, etc.) – To account for commercial paper notes for the Community Investment Tax (CIT) Program, Amalie Arena as well as the sinking fund requirements of commercial paper issued for the H. Lee Moffitt Cancer Center & Research Institute / Merck (M2Gen) project. Although the commercial paper notes are expected to be rolled over as needed, there is also a plan to “amortize” this liability over the 30-year life of the project.

2015 Communications Services Tax Revenue Bonds – To account for the annual debt service requirements of the Communication Services Tax Revenue Bonds, Series 2015. Interest and principal payments are due through final maturity in October 2045. Debt service is secured by a pledge of the Communications Services Tax revenues and related earnings.

2018 Community Investment Tax Revenue Bonds Fund – To account for the annual debt service requirements on the Community Investment Tax Revenue Bonds, Series 2018. Interest and principal payments are due through final maturity in November 2026. Payment of debt is secured by the County’s Community Investment Tax revenues and all related investment earnings.

Half Cent Transportation Plan Fund – To account for the annual debt service requirements on the Half Cent Transportation Plan planned bond issuance. Payment of debt is secured by the County’s voter approved Half Cent Transportation Surtax revenues and all related investment earnings.

HILLSBOROUGH COUNTY, FLORIDA
Nonmajor Debt Service Funds
Combining Balance Sheet
September 30, 2020
(amounts in thousands)

	<u>2002 Parks and Recreation</u>	<u>2005 Court Facilities</u>	<u>2005 Arena Refunding</u>	<u>2016 Capital Improvement Program</u>
ASSETS				
Cash and cash equivalents	\$ 142	423	270	100
Investments	492	1,468	940	348
Interest receivable	2	6	4	2
Delinquent ad valorem taxes receivable	3	--	--	--
Due from other funds	31	--	--	--
Total assets	<u>670</u>	<u>1,897</u>	<u>1,214</u>	<u>450</u>
LIABILITIES				
Accounts and contracts payable	--	--	--	--
Unearned revenues	13	--	--	--
Total liabilities	<u>13</u>	<u>--</u>	<u>--</u>	<u>--</u>
DEFERRED INFLOWS OF RESOURCES				
Unavailable revenues	3	--	--	--
Total deferred inflows of resources	<u>3</u>	<u>--</u>	<u>--</u>	<u>--</u>
FUND BALANCES				
Restricted for:				
Debt service	654	1,897	1,214	450
Total fund balances	<u>654</u>	<u>1,897</u>	<u>1,214</u>	<u>450</u>
Total liabilities, deferred inflows of resources and fund balances	<u>\$ 670</u>	<u>1,897</u>	<u>1,214</u>	<u>450</u>

2017 4th Cent Tourist Development Tax	2017 5th Cent Tourist Development Tax	2019 Capital Improvement Program	2008/2017 Capital Improvement Program	2009/2019 ELAPP	2012 CIT
415	340	20	84	538	1,848
1,442	1,181	68	290	1,867	6,418
7	5	--	1	8	28
--	--	--	--	14	--
--	--	--	--	104	--
<u>1,864</u>	<u>1,526</u>	<u>88</u>	<u>375</u>	<u>2,531</u>	<u>8,294</u>
--	--	--	--	--	--
--	--	--	--	50	--
--	--	--	--	50	--
--	--	--	--	14	--
--	--	--	--	14	--
<u>1,864</u>	<u>1,526</u>	<u>88</u>	<u>375</u>	<u>2,467</u>	<u>8,294</u>
<u>1,864</u>	<u>1,526</u>	<u>88</u>	<u>375</u>	<u>2,467</u>	<u>8,294</u>
<u>1,864</u>	<u>1,526</u>	<u>88</u>	<u>375</u>	<u>2,531</u>	<u>8,294</u>

(continued)

HILLSBOROUGH COUNTY, FLORIDA
Nonmajor Debt Service Funds
Combining Balance Sheet (Continued)
September 30, 2020
(amounts in thousands)

	<u>2012 Capital Improvement Program</u>	<u>2015 CIT</u>	<u>Half Cent Transportation Plan</u>	<u>Commercial Paper</u>
ASSETS				
Cash and cash equivalents	\$ 561	3,737	10	1,848
Investments	1,950	12,981	36	6,419
Interest receivable	9	57	--	28
Delinquent ad valorem taxes receivable	--	--	--	--
Due from other funds	--	--	--	--
Total assets	<u>2,520</u>	<u>16,775</u>	<u>46</u>	<u>8,295</u>
LIABILITIES				
Accounts and contracts payable	--	--	122	23
Unearned revenues	--	--	--	--
Total liabilities	<u>--</u>	<u>--</u>	<u>122</u>	<u>23</u>
DEFERRED INFLOWS OF RESOURCES				
Unavailable revenues	--	--	--	--
Total deferred inflows of resources	<u>--</u>	<u>--</u>	<u>--</u>	<u>--</u>
FUND BALANCES				
Restricted for:				
Debt service	<u>2,520</u>	<u>16,775</u>	<u>(76)</u>	<u>8,272</u>
Total fund balances	<u>2,520</u>	<u>16,775</u>	<u>(76)</u>	<u>8,272</u>
Total liabilities, deferred inflows of resources and fund balances	<u>\$ 2,520</u>	<u>16,775</u>	<u>46</u>	<u>8,295</u>

Communications Services Tax	2018 CIT	Total
670	1,157	12,163
2,327	4,017	42,244
10	18	185
--	--	17
--	--	135
<u>3,007</u>	<u>5,192</u>	<u>54,744</u>
--	--	145
<u>--</u>	<u>--</u>	<u>63</u>
<u>--</u>	<u>--</u>	<u>208</u>
--	--	17
<u>--</u>	<u>--</u>	<u>17</u>
<u>3,007</u>	<u>5,192</u>	<u>54,519</u>
<u>3,007</u>	<u>5,192</u>	<u>54,519</u>
<u>3,007</u>	<u>5,192</u>	<u>54,744</u>

HILLSBOROUGH COUNTY, FLORIDA
Nonmajor Debt Service Funds
Combining Statement of Revenues, Expenditures, and Changes in Fund Balances
For the fiscal year ended September 30, 2020
(amounts in thousands)

	<u>2002 Parks and Recreation</u>	<u>2005 Court Facilities</u>	<u>2005 Arena Refunding</u>	<u>2016 Capital Improvement Program</u>
Revenues:				
Taxes - ad valorem property taxes	\$ 1,558	--	--	--
Intergovernmental - grants	--	--	--	--
Charges for services	--	--	270	--
Interest	34	25	20	31
Miscellaneous	--	--	--	570
Total revenues	<u>1,592</u>	<u>25</u>	<u>290</u>	<u>601</u>
Expenditures:				
Current:				
General government	--	--	--	--
Debt service:				
Principal	1,045	1,716	973	2,245
Interest and fiscal charges	291	314	172	499
Total expenditures	<u>1,336</u>	<u>2,030</u>	<u>1,145</u>	<u>2,744</u>
Excess (deficiency) of revenues over (under) expenditures	<u>256</u>	<u>(2,005)</u>	<u>(855)</u>	<u>(2,143)</u>
Other financing sources (uses)				
Transfers in	17	2,050	503	2,346
Transfers out	(53)	--	--	--
Face amount of long-term debt issued	--	--	--	--
Total other financing sources (uses)	<u>(36)</u>	<u>2,050</u>	<u>503</u>	<u>2,346</u>
Net change in fund balances	220	45	(352)	203
Fund balances, beginning of year	434	1,852	1,566	247
Fund balances, end of year	<u>\$ 654</u>	<u>1,897</u>	<u>1,214</u>	<u>450</u>

2017 4th Cent Tourist Development Tax	2017 5th Cent Tourist Development Tax	2019 Capital Improvement Program	2008/2017 Capital Improvement Program	2009/2019 ELAPP
--	--	--	--	6,039
--	--	--	--	128
--	--	--	--	--
23	19	--	19	84
--	--	--	69	--
<u>23</u>	<u>19</u>	<u>--</u>	<u>88</u>	<u>6,251</u>
--	--	--	--	--
1,000	825	--	1,083	1,640
1,291	1,254	--	246	3,016
<u>2,291</u>	<u>2,079</u>	<u>--</u>	<u>1,329</u>	<u>4,656</u>
<u>(2,268)</u>	<u>(2,060)</u>	<u>--</u>	<u>(1,241)</u>	<u>1,595</u>
2,435	2,087	--	1,241	54
--	--	--	--	(1,760)
--	--	--	--	--
<u>2,435</u>	<u>2,087</u>	<u>--</u>	<u>1,241</u>	<u>(1,706)</u>
167	27	--	--	(111)
1,697	1,499	88	375	2,578
<u>1,864</u>	<u>1,526</u>	<u>88</u>	<u>375</u>	<u>2,467</u>

(continued)

HILLSBOROUGH COUNTY, FLORIDA
Nonmajor Debt Service Funds
Combining Statement of Revenues, Expenditures, and Changes in Fund Balances (Continued)
For the fiscal year ended September 30, 2020
(amounts in thousands)

	<u>2012 CIT</u>	<u>2012 Capital Improvement Program</u>	<u>2015 CIT</u>
Revenues:			
Taxes - ad valorem property taxes	\$ --	--	--
Intergovernmental - grants	--	--	--
Charges for services	--	--	--
Interest	106	112	219
Miscellaneous	--	--	--
Total revenues	<u>106</u>	<u>112</u>	<u>219</u>
Expenditures:			
Current:			
General government	--	1	1
Debt service:			
Principal	7,450	5,270	14,680
Interest and fiscal charges	2,400	1,399	5,641
Total expenditures	<u>9,850</u>	<u>6,670</u>	<u>20,322</u>
Excess (deficiency) of revenues over (under) expenditures	<u>(9,744)</u>	<u>(6,558)</u>	<u>(20,103)</u>
Other financing sources (uses)			
Transfers in	10,005	6,654	20,412
Transfers out	--	--	--
Face amount of long-term debt issued	--	--	--
Total other financing sources (uses)	<u>10,005</u>	<u>6,654</u>	<u>20,412</u>
Net change in fund balances	261	96	309
Fund balances, beginning of year	8,033	2,424	16,466
Fund balances, end of year	<u>\$ 8,294</u>	<u>2,520</u>	<u>16,775</u>

<u>Half Cent Transportation Plan</u>	<u>Commercial Paper</u>	<u>Communications Services Tax</u>	<u>2018 CIT</u>	<u>Total</u>
--	--	--	--	7,597
--	--	--	--	128
--	--	--	--	270
(1)	175	40	76	982
--	--	--	--	639
<u>(1)</u>	<u>175</u>	<u>40</u>	<u>76</u>	<u>9,616</u>
--	--	1	--	3
6,400	16,238	1,270	3,865	65,700
360	5,967	2,763	2,912	28,525
<u>6,760</u>	<u>22,205</u>	<u>4,034</u>	<u>6,777</u>	<u>94,228</u>
<u>(6,761)</u>	<u>(22,030)</u>	<u>(3,994)</u>	<u>(6,701)</u>	<u>(84,612)</u>
1,585	22,930	4,048	6,537	82,904
(29,600)	(5,000)	--	--	(36,413)
34,700	5,000	--	--	39,700
<u>6,685</u>	<u>22,930</u>	<u>4,048</u>	<u>6,537</u>	<u>86,191</u>
(76)	900	54	(164)	1,579
--	7,372	2,953	5,356	52,940
<u>(76)</u>	<u>8,272</u>	<u>3,007</u>	<u>5,192</u>	<u>54,519</u>

HILLSBOROUGH COUNTY, FLORIDA
Schedule of Revenues, Expenditures and
Changes in Fund Balance - Budget and Actual
2002 Parks and Recreation Debt Service Fund
For the fiscal year ended September 30, 2020
(amounts in thousands)

	Budgeted Amounts		Actual Amounts	Variance With Final Budget- Positive (Negative)
	Original	Final		
Revenues:				
Taxes - ad valorem property taxes	\$ 1,641	1,641	1,558	(83)
Interest	8	8	34	26
Total revenues	1,649	1,649	1,592	(57)
Expenditures:				
Current:				
Debt service:				
Principal	1,045	1,045	1,045	--
Interest and fiscal charges	292	292	291	1
Total expenditures	1,337	1,337	1,336	1
Excess (deficiency) of revenues over (under) expenses	312	312	256	(58)
Other financing sources (uses)				
Transfers in	--	--	17	17
Transfers out	(69)	(69)	(53)	16
Budgetary reserves	(594)	(594)	--	594
Budget allowance	(82)	(82)	--	82
Total other financing sources (uses)	(745)	(745)	(36)	709
Net change in fund balances	(433)	(433)	220	653
Fund balances, beginning of year	433	433	434	1
Fund balances, end of year	\$ --	--	654	654

HILLSBOROUGH COUNTY, FLORIDA
Schedule of Revenues, Expenditures and
Changes in Fund Balance - Budget and Actual
2005 Court Facilities Revenue Bonds Debt Service Fund
For the fiscal year ended September 30, 2020
(amounts in thousands)

	<u>Budgeted Amounts</u>		<u>Actual</u> <u>Amounts</u>	<u>Variance With</u> <u>Final Budget-</u> <u>Positive</u> <u>(Negative)</u>
	<u>Original</u>	<u>Final</u>		
Revenues:				
Interest	\$ --	--	25	25
Total revenues	<u> --</u>	<u> --</u>	<u> 25</u>	<u> 25</u>
Expenditures:				
Current:				
General government	81	81	--	81
Debt service:				
Principal	1,716	1,716	1,716	--
Interest and fiscal charges	313	313	314	(1)
Total expenditures	<u>2,110</u>	<u>2,110</u>	<u>2,030</u>	<u> 80</u>
Excess (deficiency) of revenues over (under) expenses	<u>(2,110)</u>	<u>(2,110)</u>	<u>(2,005)</u>	<u> 105</u>
Other financing sources (uses)				
Transfers in	2,050	2,050	2,050	--
Budgetary reserves	(1,731)	(1,792)	--	1,792
Total other financing sources (uses)	<u> 319</u>	<u> 258</u>	<u> 2,050</u>	<u> 1,792</u>
Net change in fund balances	(1,791)	(1,852)	45	1,897
Fund balances, beginning of year	1,791	1,852	1,852	--
Fund balances, end of year	<u>\$ --</u>	<u> --</u>	<u> 1,897</u>	<u> 1,897</u>

HILLSBOROUGH COUNTY, FLORIDA
Schedule of Revenues, Expenditures and
Changes in Fund Balance - Budget and Actual
2005 Tampa Bay Arena Refunding Non-Ad Valorem Revenue Debt Service Fund
For the fiscal year ended September 30, 2020
(amounts in thousands)

	<u>Budgeted Amounts</u>		<u>Actual Amounts</u>	<u>Variance With Final Budget- Positive (Negative)</u>
	<u>Original</u>	<u>Final</u>		
Revenues:				
Charges for services	\$ 330	330	270	(60)
Interest	8	8	20	12
Total revenues	<u>338</u>	<u>338</u>	<u>290</u>	<u>(48)</u>
Expenditures:				
Current:				
General government	9	9	--	9
Debt service:				
Principal	973	973	973	--
Interest and fiscal charges	172	172	172	--
Total expenditures	<u>1,154</u>	<u>1,154</u>	<u>1,145</u>	<u>9</u>
Excess (deficiency) of revenues over (under) expenses	<u>(816)</u>	<u>(816)</u>	<u>(855)</u>	<u>(39)</u>
Other financing sources (uses)				
Transfers in	503	503	503	--
Budgetary reserves	(1,073)	(1,235)	--	1,235
Budget allowance	(17)	(18)	--	18
Total other financing sources (uses)	<u>(587)</u>	<u>(750)</u>	<u>503</u>	<u>1,253</u>
Net change in fund balances	(1,403)	(1,566)	(352)	1,214
Fund balances, beginning of year	1,403	1,566	1,566	--
Fund balances, end of year	<u>\$ --</u>	<u>--</u>	<u>1,214</u>	<u>1,214</u>

HILLSBOROUGH COUNTY, FLORIDA
Schedule of Revenues, Expenditures and
Changes in Fund Balance - Budget and Actual
2016 Capital Improvement Program (CIP) Refunding Revenue Debt Service Fund
For the fiscal year ended September 30, 2020
(amounts in thousands)

	<u>Budgeted Amounts</u>		<u>Actual Amounts</u>	<u>Variance With Final Budget- Positive (Negative)</u>
	<u>Original</u>	<u>Final</u>		
Revenues:				
Interest	\$ 16	16	31	15
Miscellaneous	576	576	570	(6)
Total revenues	<u>592</u>	<u>592</u>	<u>601</u>	<u>9</u>
Expenditures:				
Current:				
General government	10	--	--	--
Debt service:				
Principal	2,245	2,245	2,245	--
Interest and fiscal charges	499	499	499	--
Total expenditures	<u>2,754</u>	<u>2,744</u>	<u>2,744</u>	<u>--</u>
Excess (deficiency) of revenues over (under) expenses	<u>(2,162)</u>	<u>(2,152)</u>	<u>(2,143)</u>	<u>9</u>
Other financing sources (uses)				
Transfers in	2,146	2,346	2,346	--
Budgetary reserves	(458)	(440)	--	440
Budget allowance	(1)	(1)	--	1
Total other financing sources (uses)	<u>1,687</u>	<u>1,905</u>	<u>2,346</u>	<u>441</u>
Net change in fund balances	(475)	(247)	203	450
Fund balances, beginning of year	475	247	247	--
Fund balances, end of year	<u>\$ --</u>	<u>--</u>	<u>450</u>	<u>450</u>

HILLSBOROUGH COUNTY, FLORIDA
Schedule of Revenues, Expenditures and
Changes in Fund Balance - Budget and Actual
4th Cent Tourist Development Tax Debt Service Fund
For the fiscal year ended September 30, 2020
(amounts in thousands)

	Budgeted Amounts		Actual Amounts	Variance With Final Budget- Positive (Negative)
	Original	Final		
Revenues:				
Interest	\$ 8	8	23	15
Total revenues	8	8	23	15
Expenditures:				
Current:				
General government	10	10	--	10
Debt service:				
Principal	1,000	1,000	1,000	--
Interest and fiscal charges	1,291	1,291	1,291	--
Total expenditures	2,301	2,301	2,291	10
Excess (deficiency) of revenues over (under) expenses	(2,293)	(2,293)	(2,268)	25
Other financing sources (uses)				
Transfers in	2,435	2,435	2,435	--
Budgetary reserves	(1,681)	(1,839)	--	1,839
Total other financing sources (uses)	754	596	2,435	1,839
Net change in fund balances	(1,539)	(1,697)	167	1,864
Fund balances, beginning of year	1,539	1,697	1,697	--
Fund balances, end of year	\$ --	--	1,864	1,864

HILLSBOROUGH COUNTY, FLORIDA
Schedule of Revenues, Expenditures and
Changes in Fund Balance - Budget and Actual
5th Cent Tourist Development Tax Debt Service Fund
For the fiscal year ended September 30, 2020
(amounts in thousands)

	<u>Budgeted Amounts</u>		<u>Actual Amounts</u>	<u>Variance With Final Budget- Positive (Negative)</u>
	<u>Original</u>	<u>Final</u>		
Revenues:				
Interest	\$ 2	2	19	17
Total revenues	<u>2</u>	<u>2</u>	<u>19</u>	<u>17</u>
Expenditures:				
Current:				
General government	5	5	--	5
Debt service:				
Principal	825	825	825	--
Interest and fiscal charges	1,255	1,255	1,254	1
Total expenditures	<u>2,085</u>	<u>2,085</u>	<u>2,079</u>	<u>6</u>
Excess (deficiency) of revenues over (under) expenses	<u>(2,083)</u>	<u>(2,083)</u>	<u>(2,060)</u>	<u>23</u>
Other financing sources (uses)				
Transfers in	2,087	2,087	2,087	--
Budgetary reserves	(1,482)	(1,482)	--	1,482
Total other financing sources (uses)	<u>605</u>	<u>605</u>	<u>2,087</u>	<u>1,482</u>
Net change in fund balances	(1,478)	(1,478)	27	1,505
Fund balances, beginning of year	1,478	1,478	1,499	21
Fund balances, end of year	<u>\$ --</u>	<u>--</u>	<u>1,526</u>	<u>1,526</u>

HILLSBOROUGH COUNTY, FLORIDA
Schedule of Revenues, Expenditures and
Changes in Fund Balance - Budget and Actual
2019 Capital Improvement Non-Ad Valorem Revenue Debt Service Fund
For the fiscal year ended September 30, 2020
(amounts in thousands)

	<u>Budgeted Amounts</u>		<u>Actual Amounts</u>	<u>Variance With Final Budget- Positive (Negative)</u>
	<u>Original</u>	<u>Final</u>		
Expenditures:				
Debt service:				
Other financing sources (uses)				
Fund balances, beginning of year	\$ --	--	88	88
Fund balances, end of year	<u>\$ --</u>	<u>--</u>	<u>88</u>	<u>88</u>

HILLSBOROUGH COUNTY, FLORIDA
Schedule of Revenues, Expenditures and
Changes in Fund Balance - Budget and Actual
2008 Capital Improvement Non-Ad Valorem Revenue Debt Service Fund
For the fiscal year ended September 30, 2020
(amounts in thousands)

	<u>Budgeted Amounts</u>		<u>Actual</u> <u>Amounts</u>	<u>Variance With</u> <u>Final Budget-</u> <u>Positive</u> <u>(Negative)</u>
	<u>Original</u>	<u>Final</u>		
Revenues:				
Interest	\$ 6	6	19	13
Miscellaneous	69	69	69	--
Total revenues	<u>75</u>	<u>75</u>	<u>88</u>	<u>13</u>
Expenditures:				
Current:				
General government	3	3	--	3
Debt service:				
Principal	1,083	1,083	1,083	--
Interest and fiscal charges	249	249	246	3
Total expenditures	<u>1,335</u>	<u>1,335</u>	<u>1,329</u>	<u>6</u>
Excess (deficiency) of revenues over (under) expenses	<u>(1,260)</u>	<u>(1,260)</u>	<u>(1,241)</u>	<u>19</u>
Other financing sources (uses)				
Transfers in	1,241	1,241	1,241	--
Budgetary reserves	(332)	(332)	--	332
Budget allowance	(4)	(4)	--	4
Total other financing sources (uses)	<u>905</u>	<u>905</u>	<u>1,241</u>	<u>336</u>
Net change in fund balances	(355)	(355)	--	355
Fund balances, beginning of year	355	355	375	20
Fund balances, end of year	<u>\$ --</u>	<u>--</u>	<u>375</u>	<u>375</u>

HILLSBOROUGH COUNTY, FLORIDA
Schedule of Revenues, Expenditures and
Changes in Fund Balance - Budget and Actual
2009/2019 Environmentally Sensitive Lands Acquisition and Protection Program Debt Service Fund
For the fiscal year ended September 30, 2020
(amounts in thousands)

	<u>Budgeted Amounts</u>		<u>Actual Amounts</u>	<u>Variance With Final Budget- Positive (Negative)</u>
	<u>Original</u>	<u>Final</u>		
Revenues:				
Taxes - ad valorem property taxes	\$ 6,363	6,363	6,039	(324)
Intergovernmental - grants	--	--	128	128
Interest	39	39	84	45
Total revenues	<u>6,402</u>	<u>6,402</u>	<u>6,251</u>	<u>(151)</u>
Expenditures:				
Current:				
General government	7	7	--	7
Debt service:				
Principal	1,640	1,640	1,640	--
Interest and fiscal charges	3,469	3,469	3,016	453
Total expenditures	<u>5,116</u>	<u>5,116</u>	<u>4,656</u>	<u>460</u>
Excess (deficiency) of revenues over (under) expenses	<u>1,286</u>	<u>1,286</u>	<u>1,595</u>	<u>309</u>
Other financing sources (uses)				
Transfers in	1	1	54	53
Transfers out	(193)	(1,778)	(1,760)	18
Budgetary reserves	(3,266)	(804)	--	804
Budget allowance	(321)	(321)	--	321
Total other financing sources (uses)	<u>(3,779)</u>	<u>(2,902)</u>	<u>(1,706)</u>	<u>1,196</u>
Net change in fund balances	(2,493)	(1,616)	(111)	1,505
Fund balances, beginning of year	2,493	1,616	2,578	962
Fund balances, end of year	<u>\$ --</u>	<u>--</u>	<u>2,467</u>	<u>2,467</u>

HILLSBOROUGH COUNTY, FLORIDA
Schedule of Revenues, Expenditures and
Changes in Fund Balance - Budget and Actual
2012 Community Investment Tax Revenue Bonds Debt Service Fund
For the fiscal year ended September 30, 2020
(amounts in thousands)

	<u>Budgeted Amounts</u>		<u>Actual</u> <u>Amounts</u>	<u>Variance With</u> <u>Final Budget-</u> <u>Positive</u> <u>(Negative)</u>
	<u>Original</u>	<u>Final</u>		
Revenues:				
Interest	\$ 40	40	106	66
Total revenues	<u>40</u>	<u>40</u>	<u>106</u>	<u>66</u>
Expenditures:				
Current:				
General government	10	10	--	10
Debt service:				
Principal	7,450	7,450	7,450	--
Interest and fiscal charges	2,400	2,400	2,400	--
Total expenditures	<u>9,860</u>	<u>9,860</u>	<u>9,850</u>	<u>10</u>
Excess (deficiency) of revenues over (under) expenses	<u>(9,820)</u>	<u>(9,820)</u>	<u>(9,744)</u>	<u>76</u>
Other financing sources (uses)				
Transfers in	10,005	10,005	10,005	--
Budgetary reserves	(8,095)	(8,095)	--	8,095
Budget allowance	(2)	(2)	--	2
Total other financing sources (uses)	<u>1,908</u>	<u>1,908</u>	<u>10,005</u>	<u>8,097</u>
Net change in fund balances	(7,912)	(7,912)	261	8,173
Fund balances, beginning of year	7,912	7,912	8,033	121
Fund balances, end of year	<u>\$ --</u>	<u>--</u>	<u>8,294</u>	<u>8,294</u>

HILLSBOROUGH COUNTY, FLORIDA
Schedule of Revenues, Expenditures and
Changes in Fund Balance - Budget and Actual
2012 Capital Improvement Non-Ad Valorem Revenue Debt Service Fund
For the fiscal year ended September 30, 2020
(amounts in thousands)

	Budgeted Amounts		Actual Amounts	Variance With Final Budget- Positive (Negative)
	Original	Final		
Revenues:				
Interest	\$ 25	25	112	87
Total revenues	25	25	112	87
Expenditures:				
Current:				
General government	13	13	1	12
Debt service:				
Principal	5,270	5,270	5,270	--
Interest and fiscal charges	1,396	1,396	1,399	(3)
Total expenditures	6,679	6,679	6,670	9
Excess (deficiency) of revenues over (under) expenses	(6,654)	(6,654)	(6,558)	96
Other financing sources (uses)				
Transfers in	6,654	6,654	6,654	--
Budgetary reserves	(2,399)	(2,399)	--	2,399
Budget allowance	(1)	(1)	--	1
Total other financing sources (uses)	4,254	4,254	6,654	2,400
Net change in fund balances	(2,400)	(2,400)	96	2,496
Fund balances, beginning of year	2,400	2,400	2,424	24
Fund balances, end of year	\$ --	--	2,520	2,520

HILLSBOROUGH COUNTY, FLORIDA
Schedule of Revenues, Expenditures and
Changes in Fund Balance - Budget and Actual
2015 Community Investment Tax Revenue Bonds Debt Service Fund
For the fiscal year ended September 30, 2020
(amounts in thousands)

	<u>Budgeted Amounts</u>		<u>Actual Amounts</u>	<u>Variance With Final Budget- Positive (Negative)</u>
	<u>Original</u>	<u>Final</u>		
Revenues:				
Interest	\$ 56	56	219	163
Total revenues	<u>56</u>	<u>56</u>	<u>219</u>	<u>163</u>
Expenditures:				
Current:				
General government	15	15	1	14
Debt service:				
Principal	14,680	14,680	14,680	--
Interest and fiscal charges	5,641	5,641	5,641	--
Total expenditures	<u>20,336</u>	<u>20,336</u>	<u>20,322</u>	<u>14</u>
Excess (deficiency) of revenues over (under) expenses	<u>(20,280)</u>	<u>(20,280)</u>	<u>(20,103)</u>	<u>177</u>
Other financing sources (uses)				
Transfers in	20,412	20,412	20,412	--
Budgetary reserves	(16,333)	(16,333)	--	16,333
Budget allowance	(3)	(3)	--	3
Total other financing sources (uses)	<u>4,076</u>	<u>4,076</u>	<u>20,412</u>	<u>16,336</u>
Net change in fund balances	(16,204)	(16,204)	309	16,513
Fund balances, beginning of year	16,204	16,204	16,466	262
Fund balances, end of year	<u>\$ --</u>	<u>--</u>	<u>16,775</u>	<u>16,775</u>

HILLSBOROUGH COUNTY, FLORIDA
Schedule of Revenues, Expenditures and
Changes in Fund Balance - Budget and Actual
Half Cent Transportation Plan Debt Service Fund
For the fiscal year ended September 30, 2020
(amounts in thousands)

	Budgeted Amounts		Actual Amounts	Variance With Final Budget- Positive (Negative)
	Original	Final		
Revenues:				
Interest	\$ --	--	(1)	(1)
Total revenues	<u> --</u>	<u> --</u>	<u> (1)</u>	<u> (1)</u>
Principal	5,000	6,400	6,400	--
Interest and fiscal charges	350	535	360	175
Total expenditures	<u>5,350</u>	<u>6,935</u>	<u>6,760</u>	<u>175</u>
Excess (deficiency) of revenues over (under) expenses	<u>(5,350)</u>	<u>(6,935)</u>	<u>(6,761)</u>	<u>174</u>
Other financing sources (uses)				
Transfers in	--	1,585	1,585	--
Transfers out	(177,744)	(173,438)	(29,600)	143,838
Face amount of long-term debt issued	183,094	178,788	34,700	(144,088)
Total other financing sources (uses)	<u>5,350</u>	<u>6,935</u>	<u>6,685</u>	<u>(250)</u>
Net change in fund balances	--	--	(76)	(76)
Fund balances, beginning of year	--	--	--	--
Fund balances, end of year	<u>\$ --</u>	<u> --</u>	<u> (76)</u>	<u> (76)</u>

HILLSBOROUGH COUNTY, FLORIDA
Schedule of Revenues, Expenditures and
Changes in Fund Balance - Budget and Actual
Capital Improvement Commercial Paper Program (M2Gen) Debt Service Fund
For the fiscal year ended September 30, 2020
(amounts in thousands)

	<u>Budgeted Amounts</u>		<u>Actual</u> <u>Amounts</u>	<u>Variance With</u> <u>Final Budget-</u> <u>Positive</u> <u>(Negative)</u>
	<u>Original</u>	<u>Final</u>		
Revenues:				
Interest	\$ 93	93	175	82
Total revenues	<u>93</u>	<u>93</u>	<u>175</u>	<u>82</u>
Expenditures:				
Current:				
General government	7	7	--	7
Debt service:				
Principal	14,805	18,466	16,238	2,228
Interest and fiscal charges	7,444	18,484	5,967	12,517
Total expenditures	<u>22,256</u>	<u>36,957</u>	<u>22,205</u>	<u>14,752</u>
Excess (deficiency) of revenues over (under) expenses	<u>(22,163)</u>	<u>(36,864)</u>	<u>(22,030)</u>	<u>14,834</u>
Other financing sources (uses)				
Transfers in	9,887	23,927	22,930	(997)
Transfers out	(5,500)	(10,500)	(5,000)	5,500
Face amount of long-term debt issued	5,500	10,500	5,000	(5,500)
Budgetary reserves	(4,843)	(6,215)	--	6,215
Budget allowance	(5)	(5)	--	5
Total other financing sources (uses)	<u>5,039</u>	<u>17,707</u>	<u>22,930</u>	<u>5,223</u>
Net change in fund balances	(17,124)	(19,157)	900	20,057
Fund balances, beginning of year	17,124	19,157	7,372	(11,785)
Fund balances, end of year	<u>\$ --</u>	<u>--</u>	<u>8,272</u>	<u>8,272</u>

HILLSBOROUGH COUNTY, FLORIDA
Schedule of Revenues, Expenditures and
Changes in Fund Balance - Budget and Actual
Communications Services Tax Debt Service Fund
For the fiscal year ended September 30, 2020
(amounts in thousands)

	<u>Budgeted Amounts</u>		<u>Actual</u> <u>Amounts</u>	<u>Variance With</u> <u>Final Budget-</u> <u>Positive</u> <u>(Negative)</u>
	<u>Original</u>	<u>Final</u>		
Revenues:				
Interest	\$ 16	16	40	24
Total revenues	<u>16</u>	<u>16</u>	<u>40</u>	<u>24</u>
Expenditures:				
Current:				
General government	50	50	1	49
Debt service:				
Principal	1,270	1,270	1,270	--
Interest and fiscal charges	2,778	2,778	2,763	15
Total expenditures	<u>4,098</u>	<u>4,098</u>	<u>4,034</u>	<u>64</u>
Excess (deficiency) of revenues over (under) expenses	<u>(4,082)</u>	<u>(4,082)</u>	<u>(3,994)</u>	<u>88</u>
Other financing sources (uses)				
Transfers in	4,048	4,048	4,048	--
Budgetary reserves	(2,815)	(2,918)	--	2,918
Budget allowance	(1)	(1)	--	1
Total other financing sources (uses)	<u>1,232</u>	<u>1,129</u>	<u>4,048</u>	<u>2,919</u>
Net change in fund balances	(2,850)	(2,953)	54	3,007
Fund balances, beginning of year	2,850	2,953	2,953	--
Fund balances, end of year	<u>\$ --</u>	<u>--</u>	<u>3,007</u>	<u>3,007</u>

HILLSBOROUGH COUNTY, FLORIDA
Schedule of Revenues, Expenditures and
Changes in Fund Balance - Budget and Actual
2018 Community Investment Tax Revenues Bonds Debt Service Fund
For the fiscal year ended September 30, 2020
(amounts in thousands)

	<u>Budgeted Amounts</u>		<u>Actual Amounts</u>	<u>Variance With Final Budget Positive (Negative)</u>
	<u>Original</u>	<u>Final</u>		
Revenues:				
Interest	\$ 10	10	76	66
Total revenues	<u>10</u>	<u>10</u>	<u>76</u>	<u>66</u>
Expenditures:				
Current:				
General government	60	60	--	60
Principal	3,865	3,865	3,865	--
Interest and fiscal charges	2,912	2,912	2,912	--
Total expenditures	<u>6,837</u>	<u>6,837</u>	<u>6,777</u>	<u>60</u>
Excess (deficiency) of revenues over (under) expenses	<u>(6,827)</u>	<u>(6,827)</u>	<u>(6,701)</u>	<u>6</u>
Other financing sources (uses)				
Transfers in	6,537	6,537	6,537	--
Budgetary reserves	(4,918)	(4,918)	--	4,918
Total other financing sources (uses)	<u>1,619</u>	<u>1,619</u>	<u>6,537</u>	<u>4,918</u>
Net change in fund balances	(5,208)	(5,208)	(164)	5,044
Fund balances, beginning of year	5,208	5,208	5,356	148
Fund balances, end of year	<u>\$ --</u>	<u>--</u>	<u>5,192</u>	<u>5,192</u>



Hillsborough
County Florida

NONMAJOR CAPITAL PROJECTS FUNDS

BOARD OF COUNTY COMMISSIONERS:

Environmentally Sensitive Lands Acquisition Fund – To account for capital projects for the acquisition and restoration of environmentally sensitive land.

Court Facilities Improvement (Non-Bond) Fund – To account for court system contributions to acquire, construct, equip, and renovate the County's court system facilities.

Commercial Paper Non-CIT - Capital Improvement Program Fund – To account for the proceeds and debt service of the 2000 Capital Improvement Program Commercial Paper Notes, Series A, Series B (Alternative Minimum Tax), and Series C (Taxable) that are related to non-CIT backed general governmental purposes. These proceeds are used for purposes such as Moffitt/Merck's M2Gen project, and arena improvements. Interest and principal payments are due at the time each note matures.

Public Safety Operations Complex (PSOC) Project Fund – To account for a capital project to construct a new emergency operations center.

Countywide Capital Projects Fund – To account for capital projects, that are not included in any other capital project fund, that benefit residents throughout the County.

Unincorporated Area Capital Projects Fund – To account for capital projects, that are not included in any other capital project fund, that benefit residents of the unincorporated area of the County.

Next Generation 911 Projects Fund – To account for a capital project for acquisition of next generation equipment for handling 911 emergencies.

Stadium Improvements Project Fund – To account for a capital project for a contribution to the Raymond James Stadium Renovation.

BP Oil Spill Proceeds Project Fund – This capital project fund accounts for BP settlement funds allocated by the Board of County Commissioners to various Capital Improvement Program (CIP) projects. The projects focus on stormwater improvements, economic development initiatives, transportation safety improvements, trail development and various parks and recreation initiatives.

2019 Non Ad Valorem Capital Improvement Program Fund – To account for capital projects for parks, fire stations and other County facilities.

HILLSBOROUGH COUNTY, FLORIDA

Nonmajor Capital Projects Fund

Combining Balance Sheet

September 30, 2020

(amounts in thousands)

	<u>Environmentally Sensitive Lands Acquisition</u>	<u>Court Facilities Non-Bond</u>	<u>Commercial Paper Non- CIT</u>	<u>PSOC Project</u>
ASSETS				
Cash and cash equivalents	\$ 14,704	27	1,418	1,012
Investments	51,074	92	4,925	3,514
Interest receivable	225	--	22	15
Total assets	<u>66,003</u>	<u>119</u>	<u>6,365</u>	<u>4,541</u>
LIABILITIES				
Accounts and contracts payable	118	--	332	27
Due to other funds	--	--	--	--
Total liabilities	<u>118</u>	<u>--</u>	<u>332</u>	<u>27</u>
FUND BALANCES				
Restricted for:				
Federal and state law	--	119	--	--
Bond covenants	50,167	--	6,033	4,514
Assigned to:				
Capital projects	15,718	--	--	--
Total fund balances	<u>65,885</u>	<u>119</u>	<u>6,033</u>	<u>4,514</u>
Total liabilities and fund balances	<u>\$ 66,003</u>	<u>119</u>	<u>6,365</u>	<u>4,541</u>

Countywide	Unincorporated Area	Next Generation 911	BP Oil Spill Proceeds Project Fund	Stadium Improvements Project Fund	2019 Capital Improvement Projects	Total
8,269	2,351	177	3,000	9	20,559	51,526
28,721	8,168	617	10,422	30	71,414	178,977
126	36	3	46	--	314	787
<u>37,116</u>	<u>10,555</u>	<u>797</u>	<u>13,468</u>	<u>39</u>	<u>92,287</u>	<u>231,290</u>
2,090	84	154	--	--	5,833	8,638
935	--	--	--	--	--	935
<u>3,025</u>	<u>84</u>	<u>154</u>	<u>--</u>	<u>--</u>	<u>5,833</u>	<u>9,573</u>
--	--	--	--	--	--	119
--	--	643	--	--	86,454	147,811
34,091	10,471	--	13,468	39	--	73,787
<u>34,091</u>	<u>10,471</u>	<u>643</u>	<u>13,468</u>	<u>39</u>	<u>86,454</u>	<u>221,717</u>
<u>37,116</u>	<u>10,555</u>	<u>797</u>	<u>13,468</u>	<u>39</u>	<u>92,287</u>	<u>231,290</u>

HILLSBOROUGH COUNTY, FLORIDA
Nonmajor Capital Projects Fund
Combining Statement of Revenues, Expenditures, and Changes in Fund Balances
For the fiscal year ended September 30, 2020
(amounts in thousands)

	Environmentally Sensitive Lands Acquisition	Court Facilities Non-Bond	Commercial Paper Non- CIT	PSOC Project	Countywide
Revenues:					
Interest	\$ 362	3	2,077	117	--
Miscellaneous	675	--	--	--	--
Total revenues	<u>1,037</u>	<u>3</u>	<u>2,077</u>	<u>117</u>	<u>--</u>
Expenditures:					
Current:					
General government	--	--	--	--	3,220
Public safety	--	--	--	--	--
Physical environment	711	--	--	--	--
Economic environment	--	--	8,206	--	--
Human services	--	--	--	--	543
Culture and recreation	--	--	--	--	2,972
Capital outlay	15,741	4	1,164	935	5,993
Debt service:					
Interest and fiscal charges	--	--	(5)	--	--
Total expenditures	<u>16,452</u>	<u>4</u>	<u>9,365</u>	<u>935</u>	<u>12,728</u>
Excess (deficiency) of revenues over (under) expenditures	<u>(15,415)</u>	<u>(1)</u>	<u>(7,288)</u>	<u>(818)</u>	<u>(12,728)</u>
Other financing sources (uses)					
Transfers in	--	--	5,000	--	20,612
Transfers out	(1)	--	--	--	--
Face amount of long-term debt issued	--	--	8,200	--	--
Sales of capital assets	--	--	--	--	--
Total other financing sources (uses)	<u>(1)</u>	<u>--</u>	<u>13,200</u>	<u>--</u>	<u>20,612</u>
Net change in fund balances	(15,416)	(1)	5,912	(818)	7,884
Fund balances, beginning of year	81,301	120	121	5,332	26,207
Fund balances, end of year	<u>\$ 65,885</u>	<u>119</u>	<u>6,033</u>	<u>4,514</u>	<u>34,091</u>

<u>Unincorporated Area</u>	<u>Next Generation 911</u>	<u>BP Oil Spill Proceeds Project Fund</u>	<u>Stadium Improvements Project Fund</u>	<u>2019 Capital Improvement Projects</u>	<u>Total</u>
--	--	--	(13)	466	3,012
12	--	--	--	--	687
<u>12</u>	<u>--</u>	<u>--</u>	<u>(13)</u>	<u>466</u>	<u>3,699</u>
--	--	--	--	1,050	4,270
35	283	--	--	--	318
--	--	--	--	--	711
--	--	--	11,648	--	19,854
--	--	--	--	--	543
151	--	--	--	--	3,123
5,867	4	32	--	44,570	74,310
--	--	--	--	--	(5)
<u>6,053</u>	<u>287</u>	<u>32</u>	<u>11,648</u>	<u>45,620</u>	<u>103,124</u>
<u>(6,041)</u>	<u>(287)</u>	<u>(32)</u>	<u>(11,661)</u>	<u>(45,154)</u>	<u>(99,425)</u>
10,560	--	13,500	--	--	49,672
(5,058)	--	--	--	(10,845)	(15,904)
--	--	--	11,700	--	19,900
36	--	--	--	--	36
<u>5,538</u>	<u>--</u>	<u>13,500</u>	<u>11,700</u>	<u>(10,845)</u>	<u>53,704</u>
(503)	(287)	13,468	39	(55,999)	(45,721)
10,974	930	--	--	142,453	267,438
<u>10,471</u>	<u>643</u>	<u>13,468</u>	<u>39</u>	<u>86,454</u>	<u>221,717</u>

HILLSBOROUGH COUNTY, FLORIDA
Schedule of Revenues, Expenditures and
Changes in Fund Balance - Budget and Actual
Environmentally Sensitive Lands Acquisition Capital Projects Fund
For the fiscal year ended September 30, 2020
(amounts in thousands)

	<u>Budgeted Amounts</u>		<u>Actual Amounts</u>	<u>Variance With Final Budget- Positive (Negative)</u>
	<u>Original</u>	<u>Final</u>		
Revenues:				
Interest	\$ 147	147	362	215
Miscellaneous	150	222	675	453
Total revenues	<u>297</u>	<u>369</u>	<u>1,037</u>	<u>668</u>
Expenditures:				
Current:				
Physical environment	10,000	12,161	711	11,450
Capital outlay	<u>69,151</u>	<u>66,108</u>	<u>15,741</u>	<u>50,367</u>
Total expenditures	<u>79,151</u>	<u>78,269</u>	<u>16,452</u>	<u>61,817</u>
Excess (deficiency) of revenues over (under) expenses	<u>(78,854)</u>	<u>(77,900)</u>	<u>(15,415)</u>	<u>62,485</u>
Other financing sources (uses)				
Transfers out	(1)	(507)	(1)	506
Sales of capital assets	--	135	--	(135)
Budgetary reserves	<u>(2,456)</u>	<u>(2,994)</u>	<u>--</u>	<u>2,994</u>
Total other financing sources (uses)	<u>(2,457)</u>	<u>(3,366)</u>	<u>(1)</u>	<u>3,365</u>
Net change in fund balances	(81,311)	(81,266)	(15,416)	65,850
Fund balances, beginning of year	81,311	81,266	81,301	35
Fund balances, end of year	<u>\$ --</u>	<u>--</u>	<u>65,885</u>	<u>65,885</u>

HILLSBOROUGH COUNTY, FLORIDA
Schedule of Revenues, Expenditures and
Changes in Fund Balance - Budget and Actual
Court Facilities Non-Bond Capital Projects Fund
For the fiscal year ended September 30, 2020
(amounts in thousands)

	Budgeted Amounts		Actual Amounts	Variance With Final Budget- Positive (Negative)
	Original	Final		
Revenues:				
Interest	\$ 20	20	3	(17)
Total revenues	20	20	3	(17)
Expenditures:				
Current:				
Capital outlay	94	86	4	82
Total expenditures	94	86	4	82
Excess (deficiency) of revenues over (under) expenses	(74)	(66)	(1)	65
Other financing sources (uses)				
Budgetary reserves	(51)	(54)	--	54
Total other financing sources (uses)	(51)	(54)	--	54
Net change in fund balances	(125)	(120)	(1)	119
Fund balances, beginning of year	125	120	120	--
Fund balances, end of year	\$ --	--	119	119

HILLSBOROUGH COUNTY, FLORIDA
Schedule of Revenues, Expenditures and
Changes in Fund Balance - Budget and Actual
Commercial Paper Non-CIT Capital Projects Fund
For the fiscal year ended September 30, 2020
(amounts in thousands)

	Budgeted Amounts		Actual Amounts	Variance With Final Budget- Positive (Negative)
	Original	Final		
Revenues:				
Interest	\$ --	--	2,077	2,077
Total revenues	<u> --</u>	<u> --</u>	<u>2,077</u>	<u>2,077</u>
Expenditures:				
Current:				
General government	4,371	2,668	--	2,668
Economic environment	8,100	8,210	8,206	4
Capital outlay	152,563	104,817	1,164	103,653
Debt service:				
Principal	5,487	2,487	--	2,487
Interest and fiscal charges	8,333	2,481	(5)	2,486
Total expenditures	<u>178,854</u>	<u>120,663</u>	<u>9,365</u>	<u>111,298</u>
Excess (deficiency) of revenues over (under) expenses	<u>(178,854)</u>	<u>(120,663)</u>	<u>(7,288)</u>	<u>113,375</u>
Other financing sources (uses)				
Transfers in	3,195	15,011	5,000	(10,011)
Face amount of long-term debt issued	22,600	17,560	8,200	(9,360)
Budgetary reserves	(34)	(34)	--	34
Total other financing sources (uses)	<u>25,761</u>	<u>32,537</u>	<u>13,200</u>	<u>(19,337)</u>
Net change in fund balances	(153,093)	(88,126)	5,912	94,038
Fund balances, beginning of year	153,093	88,126	121	(88,005)
Fund balances, end of year	<u>\$ --</u>	<u> --</u>	<u>6,033</u>	<u>6,033</u>

HILLSBOROUGH COUNTY, FLORIDA
Schedule of Revenues, Expenditures and
Changes in Fund Balance - Budget and Actual
PSOC Project Capital Projects Fund
For the fiscal year ended September 30, 2020
(amounts in thousands)

	Budgeted Amounts		Actual Amounts	Variance With Final Budget- Positive (Negative)
	Original	Final		
Revenues:				
Interest	\$ 160	160	117	(43)
Total revenues	160	160	117	(43)
Expenditures:				
Current:				
Capital outlay	4,961	4,740	935	3,805
Total expenditures	4,961	4,740	935	3,805
Excess (deficiency) of revenues over (under) expenses	(4,801)	(4,580)	(818)	3,762
Other financing sources (uses)				
Budgetary reserves	--	(752)	--	752
Total other financing sources (uses)	--	(752)	--	752
Net change in fund balances	(4,801)	(5,332)	(818)	4,514
Fund balances, beginning of year	4,801	5,332	5,332	--
Fund balances, end of year	\$ --	--	4,514	4,514

HILLSBOROUGH COUNTY, FLORIDA
Schedule of Revenues, Expenditures and
Changes in Fund Balance - Budget and Actual
Countywide Capital Projects Fund
For the fiscal year ended September 30, 2020
(amounts in thousands)

	Budgeted Amounts		Actual Amounts	Variance With Final Budget- Positive (Negative)
	Original	Final		
Total revenues	\$ --	--	--	--
Expenditures:				
Current:				
General government	10,169	10,431	3,220	7,211
Public safety	5	5	--	5
Physical environment	192	192	--	192
Human services	594	594	543	51
Culture and recreation	7,127	6,880	2,972	3,908
Capital outlay	<u>28,852</u>	<u>29,048</u>	<u>5,993</u>	<u>23,055</u>
Total expenditures	<u>46,939</u>	<u>47,150</u>	<u>12,728</u>	<u>34,422</u>
Excess (deficiency) of revenues over (under) expenses	<u>(46,939)</u>	<u>(47,150)</u>	<u>(12,728)</u>	<u>34,422</u>
Other financing sources (uses)				
Transfers in	20,004	20,612	20,612	--
Budgetary reserves	<u>(608)</u>	<u>(173)</u>	<u>--</u>	<u>173</u>
Total other financing sources (uses)	<u>19,396</u>	<u>20,439</u>	<u>20,612</u>	<u>173</u>
Net change in fund balances	(27,543)	(26,711)	7,884	34,595
Fund balances, beginning of year	27,543	26,711	26,207	(504)
Fund balances, end of year	<u>\$ --</u>	<u>--</u>	<u>34,091</u>	<u>34,091</u>

HILLSBOROUGH COUNTY, FLORIDA
Schedule of Revenues, Expenditures and
Changes in Fund Balance - Budget and Actual
Unincorporated Area Capital Projects Fund
For the fiscal year ended September 30, 2020
(amounts in thousands)

	Budgeted Amounts		Actual Amounts	Variance With Final Budget- Positive (Negative)
	Original	Final		
Revenues:				
Interest	\$ 129	129	--	(129)
Miscellaneous	--	--	12	12
Total revenues	129	129	12	(117)
Expenditures:				
Current:				
Public safety	500	508	35	473
Culture and recreation	48	63	151	(88)
Capital outlay	15,567	14,112	5,867	8,245
Total expenditures	16,115	14,683	6,053	8,630
Excess (deficiency) of revenues over (under) expenses	(15,986)	(14,554)	(6,041)	8,513
Other financing sources (uses)				
Transfers in	10,560	10,560	10,560	--
Transfers out	(5,058)	(5,058)	(5,058)	--
Sales of capital assets	--	--	36	36
Budgetary reserves	(680)	(1,922)	--	1,922
Total other financing sources (uses)	4,822	3,580	5,538	1,958
Net change in fund balances	(11,164)	(10,974)	(503)	10,471
Fund balances, beginning of year	11,164	10,974	10,974	--
Fund balances, end of year	\$ --	--	10,471	10,471

HILLSBOROUGH COUNTY, FLORIDA
Schedule of Revenues, Expenditures and
Changes in Fund Balance - Budget and Actual
Next Generation 911 Capital Projects Fund
For the fiscal year ended September 30, 2020
(amounts in thousands)

	<u>Budgeted Amounts</u>		<u>Actual</u> <u>Amounts</u>	<u>Variance With</u> <u>Final Budget-</u> <u>Positive</u> <u>(Negative)</u>
	<u>Original</u>	<u>Final</u>		
Expenditures:				
Current:				
Public safety	\$ 616	565	283	282
Capital outlay	365	365	4	361
Total expenditures	<u>981</u>	<u>930</u>	<u>287</u>	<u>643</u>
Excess (deficiency) of revenues over (under) expenses	<u>(981)</u>	<u>(930)</u>	<u>(287)</u>	<u>643</u>
Net change in fund balances	(981)	(930)	(287)	643
Fund balances, beginning of year	981	930	930	--
Fund balances, end of year	<u>\$ --</u>	<u>--</u>	<u>643</u>	<u>643</u>

HILLSBOROUGH COUNTY, FLORIDA
Schedule of Revenues, Expenditures and
Changes in Fund Balance - Budget and Actual
BP Oil Spill Proceeds Project Fund
For the fiscal year ended September 30, 2020
(amounts in thousands)

	Budgeted Amounts		Actual Amounts	Variance With Final Budget- Positive (Negative)
	Original	Final		
Expenditures:				
Current:				
Human services	\$ 100	100	--	100
Culture and recreation	1,800	1,800	--	1,800
Capital outlay	11,600	11,600	32	11,568
Total expenditures	<u>13,500</u>	<u>13,500</u>	<u>32</u>	<u>13,468</u>
Excess (deficiency) of revenues over (under) expenses	<u>(13,500)</u>	<u>(13,500)</u>	<u>(32)</u>	<u>13,468</u>
Other financing sources (uses)				
Transfers in	13,500	13,500	13,500	--
Total other financing sources (uses)	<u>13,500</u>	<u>13,500</u>	<u>13,500</u>	<u>--</u>
Net change in fund balance	--	--	13,468	13,468
Fund balances, beginning of year	--	--	--	--
Fund balances, end of year	<u>\$ --</u>	<u>--</u>	<u>13,468</u>	<u>13,468</u>

HILLSBOROUGH COUNTY, FLORIDA
Schedule of Revenues, Expenditures and
Changes in Fund Balance - Budget and Actual
Stadium Improvements Project Fund
For the fiscal year ended September 30, 2020
(amounts in thousands)

	<u>Budgeted Amounts</u>			Variance With Final Budget Positive (Negative)
	<u>Original</u>	<u>Final</u>	<u>Actual Amounts</u>	
Revenues:				
Interest	\$ --	--	(13)	(13)
Total revenues	<u>--</u>	<u>--</u>	<u>(13)</u>	<u>(13)</u>
Expenditures:				
Current:				
Economic environment	11,648	11,648	11,648	--
Total expenditures	<u>11,648</u>	<u>11,648</u>	<u>11,648</u>	<u>--</u>
Excess (deficiency) of revenues over (under) expenses	<u>(11,648)</u>	<u>(11,648)</u>	<u>(11,661)</u>	<u>(13)</u>
Other financing sources (uses)				
Face amount of long-term debt issued	11,700	11,700	11,700	--
Budgetary reserves	(52)	(52)	--	52
Total other financing sources (uses)	<u>11,648</u>	<u>11,648</u>	<u>11,700</u>	<u>52</u>
Net change in fund balances	--	--	39	39
Fund balances, beginning of year	<u>--</u>	<u>--</u>	<u>--</u>	<u>--</u>
Fund balances, end of year	<u>\$ --</u>	<u>--</u>	<u>39</u>	<u>39</u>

HILLSBOROUGH COUNTY, FLORIDA
Schedule of Revenues, Expenditures and
Changes in Fund Balance - Budget and Actual
2019 Non Ad Valorem Capital Improvement Program
For the fiscal year ended September 30, 2020
(amounts in thousands)

	Budgeted Amounts		Actual Amounts	Variance With Final Budget Positive (Negative)
	Original	Final		
Revenues:				
Interest	\$ --	--	466	466
Total revenues	--	--	466	466
Expenditures:				
Current:				
General government	--	1,400	1,050	350
Capital outlay	--	43,600	44,570	(970)
Total expenditures	--	45,000	45,620	(620)
Excess (deficiency) of revenues over (under) expenses	--	(45,000)	(45,154)	1,086
Other financing sources (uses)				
Transfers out	--	(10,845)	(10,845)	--
Total other financing sources (uses)	--	(10,845)	(10,845)	--
Net change in fund balances	--	(55,845)	(55,999)	(154)
Fund balances, beginning of year	--	55,845	142,453	86,608
Fund balances, end of year	\$ --	--	86,454	86,454



Hillsborough
County Florida

INTERNAL SERVICE FUNDS

BOARD OF COUNTY COMMISSIONERS:

Self-Insurance Fund – To account for the revenues and expenses of the County's risk management, employee group health insurance, and Other Postemployment Benefits (OPEB) programs. Risk management includes workers' compensation, automotive and general liability, and catastrophic disaster recovery programs. Employee group health insurance is a self-insurance program funded by employer contributions and employee payroll deductions. The OPEB program consists of collecting assessments from County departments to set aside funds for the actuarial liability associated with the implicit subsidy resulting from providing insurance to retirees and certain other former employees, as well as a limited stipend program for regular retired employees from ages 62 to 65 and special risk retired employees from ages 55 to 65.

Fleet Management Fund – To account for the revenues and expenses of handling vehicle and equipment repairs and maintenance, short-term vehicle rentals and fuel sales to departments, and other fleet management services.

SHERIFF:

Risk Management Self-Insurance Fund – To account for the revenues and expenses of the Sheriff's workers' compensation and general liability self-insured risk management programs as well as the medical plan for Sheriff's employees. This fund is also used to account for the Sheriff's flexible spending program for participating employees.

HILLSBOROUGH COUNTY, FLORIDA

Internal Service Funds

Combining Statement of Net Position

September 30, 2020

(amounts in thousands)

	BOCC		SHERIFF	Total
	Self-Insurance	Fleet Management	Risk Management	
ASSETS				
Current assets:				
Cash and cash equivalents	\$ 48,983	12,578	18,147	79,708
Investments	170,147	43,689	--	213,836
Accounts receivable, net	27	8	545	580
Interest receivable	748	192	--	940
Due from other funds	6,895	--	--	6,895
Inventories	--	223	--	223
Prepaid items	3,561	--	--	3,561
Total unrestricted current assets	230,361	56,690	18,692	305,743
Noncurrent assets:				
Capital assets (net of accumulated depreciation):				
Buildings	--	12	--	12
Improvements other than buildings	--	446	--	446
Equipment	19	27,069	--	27,088
Total capital assets, net	19	27,527	--	27,546
Total noncurrent assets	19	27,527	--	27,546
Total assets	230,380	84,217	18,692	333,289
DEFERRED OUTFLOWS OF RESOURCES				
Pensions	455	1,253	--	1,708
OPEB	19	62	--	81
Total deferred outflows of resources	474	1,315	--	1,789
LIABILITIES				
Current liabilities:				
Accounts and contracts payable	253	1,169	166	1,588
Accrued liabilities	180	259	2	441
Due to other funds	4	--	4,073	4,077
Insurance claims payable, current	5,080	--	14,451	19,531
Compensated absences, current	65	199	--	264
Total unrestricted current liabilities	5,582	1,627	18,692	25,901
Noncurrent liabilities:				
Insurance claims payable	15,366	--	--	15,366
Net pension liability	1,497	4,504	--	6,001
Total OPEB liability	77	277	--	354
Total noncurrent liabilities	16,940	4,781	--	21,721
Total liabilities	22,522	6,408	18,692	47,622
DEFERRED INFLOWS OF RESOURCES				
Pensions	50	105	--	155
OPEB	5	15	--	20
Total deferred inflows of resources	55	120	--	175
NET POSITION				
Net investment in capital assets	19	27,527	--	27,546
Unrestricted	208,258	51,477	--	259,735
Total net position	\$ 208,277	79,004	--	287,281

HILLSBOROUGH COUNTY, FLORIDA
Internal Service Funds
Combining Statement of Revenues, Expenses, and Changes in Fund Net Position
For the fiscal year ended September 30, 2020
(amounts in thousands)

	<u>BOCC</u>		<u>SHERIFF</u>	<u>Total</u>
	<u>Self-Insurance</u>	<u>Fleet Management</u>	<u>Risk Management</u>	
Operating revenues:				
Charges for services	\$ 118,553	36,529	56,868	211,950
Miscellaneous	--	--	1,604	1,604
Total operating revenues	<u>118,553</u>	<u>36,529</u>	<u>58,472</u>	<u>213,554</u>
Operating expenses:				
Personnel services	5,347	5,153	103	10,603
Contractual services	2,370	2,592	--	4,962
Repairs and maintenance	1	326	--	327
Utilities	10	130	--	140
Supplies	13	--	--	13
Depreciation and amortization	14	11,634	--	11,648
Costs of services provided	90,644	11,212	54,417	156,273
Other operating expenses	8,740	149	--	8,889
Pension expense	167	515	--	682
OPEB expense (benefit)	(5)	(17)	--	(22)
Total operating expenses	<u>107,301</u>	<u>31,694</u>	<u>54,520</u>	<u>193,515</u>
Operating income	<u>11,252</u>	<u>4,835</u>	<u>3,952</u>	<u>20,039</u>
Nonoperating revenues (expenses):				
State shared revenues	61	--	--	61
Interest revenue	5,688	1,095	120	6,903
Gain (loss) on disposal of capital assets	--	1,277	--	1,277
Other revenues	--	53	--	53
Other expenses	(1)	--	--	(1)
Total nonoperating revenues (expenses)	<u>5,748</u>	<u>2,425</u>	<u>120</u>	<u>8,293</u>
Income before contributions and transfers	17,000	7,260	4,072	28,332
Transfers in	7,072	--	--	7,072
Transfers out	(34,600)	--	(4,072)	(38,672)
Change in net position	<u>(10,528)</u>	<u>7,260</u>	<u>--</u>	<u>(3,268)</u>
Net position, beginning of year	218,805	71,744	--	290,549
Net position, end of year	<u>\$ 208,277</u>	<u>79,004</u>	<u>--</u>	<u>287,281</u>

HILLSBOROUGH COUNTY, FLORIDA
Combining Statement of Cash Flows
Internal Service Funds
For the fiscal year ended September 30, 2020
(amounts in thousands)

	<u>Self- Insurance</u>	<u>Fleet Management</u>	<u>Risk Management</u>	<u>Total</u>
Cash from operating activities:				
Payment to suppliers	\$ (8,306)	(14,502)	(3,116)	(25,924)
Payments to employees	(5,270)	(5,087)	(103)	(10,460)
Cash paid for claims	(95,774)	--	(49,538)	(145,312)
Cash from (to) other sources	(1)	53	1,604	1,656
Receipts from interfund charges for self insurance	118,553	--	--	118,553
Receipts from interfund charges for fleet management	--	36,527	--	36,527
Receipts from interfund charges for risk management	--	--	56,868	56,868
Net cash provided (used) by operating activities	<u>9,202</u>	<u>16,991</u>	<u>5,715</u>	<u>31,908</u>
Cash from noncapital financing activities				
State shared revenues	61	--	--	61
Transfers in from other funds	4,075	--	--	4,075
Transfers out to other funds	(34,600)	--	(3,897)	(38,497)
Net cash provided (used) by noncapital financing activities	<u>(30,464)</u>	<u>--</u>	<u>(3,897)</u>	<u>(34,361)</u>
Cash from capital and related financing activities:				
Acquisition/construction of capital assets	(2)	(6,087)	--	(6,089)
Proceeds from sale of assets	--	1,308	--	1,308
Net cash provided (used) by capital and related financing activities	<u>(2)</u>	<u>(4,779)</u>	<u>--</u>	<u>(4,781)</u>
Cash from investing activities:				
Proceeds from sales and maturities of investments	127,421	32,717	--	160,138
Purchase of investment securities	(107,097)	(41,606)	--	(148,703)
Interest and dividends received	5,775	1,058	120	6,953
Net cash provided (used) by investing activities	<u>26,099</u>	<u>(7,831)</u>	<u>120</u>	<u>18,388</u>
Net change in cash and cash equivalents	4,835	4,381	1,938	11,154
Cash and cash equivalents, beginning of year	<u>44,148</u>	<u>8,197</u>	<u>16,209</u>	<u>68,554</u>
Cash and cash equivalents, end of year	<u>\$ 48,983</u>	<u>12,578</u>	<u>18,147</u>	<u>79,708</u>

HILLSBOROUGH COUNTY, FLORIDA
Combining Statement of Cash Flows
Internal Service Funds
For the fiscal year ended September 30, 2020
(amounts in thousands)

	<u>Self- Insurance</u>	<u>Fleet Management</u>	<u>Risk Management</u>	<u>Total</u>
Reconciliation of operating income (loss) to net cash provided by operating activities:				
Operating (loss) income	\$ 11,252	4,835	3,952	20,039
Adjustments to reconcile operating income (loss) to net cash provided (used) by operating activities:				
Depreciation and amortization expense	14	11,634	--	11,648
Miscellaneous revenues (expenses)	(1)	53	--	52
Changes in assets, liabilities, deferred outflows and deferred inflows:				
(Increase) decrease in due from other funds/governments	(3,011)	(2)	(249)	(3,262)
(Increase) decrease in inventories and prepaids	(426)	106	--	(320)
(Increase) decrease in deferred outflows	(44)	(133)	--	(177)
Increase (decrease) in accounts and contracts payable	76	(200)	92	(32)
Increase (decrease) in accrued and other liabilities	54	57	--	111
Increase (decrease) in due to other funds/governments	(27)	--	--	(27)
Increase (decrease) in compensated absences payable	22	9	--	31
Increase (decrease) in insurance claims payable	1,087	--	1,920	3,007
Increase (decrease) in pension liability	271	835	--	1,106
Increase (decrease) in total OPEB liability	(3)	(9)	--	(12)
Increase (decrease) in deferred inflows	(62)	(194)	--	(256)
Net cash provided (used) by operating activities:	<u>\$ 9,202</u>	<u>16,991</u>	<u>5,715</u>	<u>31,908</u>
Noncash investing, capital, and financing activities:				
Disposal of capital assets at book value	--	(30)	--	(30)



Hillsborough
County Florida

AGENCY FUNDS

BOARD OF COUNTY COMMISSIONERS:

General Agency Fund – To account for various funds placed in escrow. These amounts are being held by the County as agent for various individuals and entities. Items recorded in this fund include employee payroll deductions, the employer's payroll deduction match, and stale-dated checks.

SHERIFF:

General Agency Fund – To account for cash bonds and other funds held by the Sheriff as a trustee and for such non-budgeted receipts as civil process fees, held by the Sheriff until remitted to the BOCC.

TAX COLLECTOR:

Motor Vehicle Fund – To account for the collection of motor vehicle registration receipts, and the subsequent remittance of those receipts to the state of Florida.

Tax and License Fund – To account for the collection and distribution of local property taxes and funds generated from the sale of miscellaneous licenses for the state of Florida.

CLERK OF CIRCUIT COURT:

General Agency Fund – To account for the collection and disbursement of trust accounts including tax accounts, escheated bond accounts, fines and forfeitures accounts, and other trust accounts.

Registry of the Court Fund – To account for the collection and disbursement of funds required to be deposited into and disbursed from the Registry Account by court orders.

Support Collections Fund – To account for the collection and disbursement of court-ordered child support and/or alimony.

Jury and Witness Fund – To account for the collection and disbursement of funds advanced to the Clerk of Circuit Court by the state of Florida for the purpose of compensating jurors and certain witnesses. In addition, it is used to account for the collection and disbursement of County funds for the payment of witnesses summoned on behalf of the state of Florida in circuit and county courts.

HILLSBOROUGH COUNTY, FLORIDA
Combining Statement of Fiduciary Assets and Liabilities -- Agency Funds
September 30, 2020
(amounts in thousands)

	BOCC	SHERIFF	TAX COLLECTOR	
	General Agency	General Agency	Motor Vehicle	Tax and License
ASSETS				
Current assets:				
Cash and cash equivalents	\$ 4,766	1,199	3,574	11,968
Investments	16,557	--	--	--
Accounts receivable, net	--	34	74	1,955
Interest receivable	73	--	--	--
Due from other governmental units	--	30	--	--
Total assets	21,396	1,263	3,648	13,923
LIABILITIES				
Current liabilities:				
Accounts and contracts payable	40	4	32	3,204
Accrued liabilities	4,229	--	--	--
Due to other governmental units	12,365	--	3,616	10,601
Deposits held	4,762	1,259	--	118
Total liabilities	\$ 21,396	1,263	3,648	13,923

CLERK OF CIRCUIT COURT

<u>General Agency</u>	<u>Registry of the Court</u>	<u>Support Collections</u>	<u>Jury and Witness</u>	<u>Totals</u>
21,846	13,448	83	74	56,958
--	--	--	--	16,557
120	--	8	--	2,191
--	--	--	--	73
--	--	--	--	30
<u>21,966</u>	<u>13,448</u>	<u>91</u>	<u>74</u>	<u>75,809</u>
--	--	--	--	3,280
--	--	--	--	4,229
9,882	--	--	47	36,511
<u>12,084</u>	<u>13,448</u>	<u>91</u>	<u>27</u>	<u>31,789</u>
<u>21,966</u>	<u>13,448</u>	<u>91</u>	<u>74</u>	<u>75,809</u>

HILLSBOROUGH COUNTY, FLORIDA
Combining Statement of Changes in Assets and Liabilities
All Agency Funds
For the fiscal year ended September 30, 2020
(amounts in thousands)

	<u>Balance October 1, 2019</u>	<u>Increases</u>	<u>Decreases</u>	<u>Balance September 30, 2020</u>
BOCC General Agency Fund:				
ASSETS:				
Cash and cash equivalents	\$ 3,689	62,564	61,487	4,766
Investments	15,667	217,318	216,428	16,557
Interest receivable	70	956	953	73
Total assets	<u>19,426</u>	<u>280,838</u>	<u>278,868</u>	<u>21,396</u>
LIABILITIES:				
Accounts and contracts payable	180	190,534	190,674	40
Accrued liabilities	3,798	261,057	260,626	4,229
Due to other governmental units	11,102	124,865	123,602	12,365
Deposits held	4,346	18,111	17,695	4,762
Total liabilities	<u>19,426</u>	<u>594,567</u>	<u>592,597</u>	<u>21,396</u>
Sheriff General Agency:				
ASSETS:				
Cash and cash equivalents	1,197	15,339	15,337	1,199
Accounts receivable, net	55	5,410	5,431	34
Due from other governmental units	--	87	57	30
Total assets	<u>1,252</u>	<u>20,836</u>	<u>20,825</u>	<u>1,263</u>
LIABILITIES:				
Accounts and contracts payable	2	4,210	4,208	4
Deposits held	1,250	9,741	9,732	1,259
Total liabilities	<u>\$ 1,252</u>	<u>13,951</u>	<u>13,940</u>	<u>1,263</u>

	<u>Balance October 1, 2019</u>	<u>Increases</u>	<u>Decreases</u>	<u>Balance September 30, 2020</u>
Tax Collector Motor Vehicle:				
ASSETS:				
Cash and cash equivalents	\$ 3,500	295,955	295,881	3,574
Accounts receivable, net	77	4,460	4,463	74
Total assets:	<u>3,577</u>	<u>300,415</u>	<u>300,344</u>	<u>3,648</u>
LIABILITIES:				
Accounts and contracts payable	19	1,090	1,077	32
Due to other governmental units	3,558	173,022	172,964	3,616
Total liabilities	<u>3,577</u>	<u>174,112</u>	<u>174,041</u>	<u>3,648</u>
Tax Collector Tax and License:				
ASSETS:				
Cash and cash equivalents	9,790	3,704,715	3,702,537	11,968
Accounts receivable, net	2,005	527,054	527,104	1,955
Total assets	<u>11,795</u>	<u>4,231,769</u>	<u>4,229,641</u>	<u>13,923</u>
LIABILITIES:				
Accounts and contracts payable	1,438	1,292,740	1,290,974	3,204
Due to other governmental units	10,232	3,126,613	3,126,244	10,601
Deposits held	125	1,509	1,516	118
Total liabilities	<u>\$ 11,795</u>	<u>4,420,862</u>	<u>4,418,734</u>	<u>13,923</u>

(continued)

HILLSBOROUGH COUNTY, FLORIDA
Combining Statement of Changes in Assets and Liabilities
All Agency Funds (Continued)
For the fiscal year ended September 30, 2020
(amounts in thousands)

	<u>Balance October 1, 2019</u>	<u>Increases</u>	<u>Decreases</u>	<u>Balance September 30, 2020</u>
Clerk General Agency:				
ASSETS:				
Cash and cash equivalents	\$ 18,596	572,374	569,124	21,846
Accounts receivable, net	53	18,464	18,397	120
Total assets	<u>18,649</u>	<u>590,838</u>	<u>587,521</u>	<u>21,966</u>
LIABILITIES:				
Accounts and contracts payable	--	302,065	302,065	--
Due to other governmental units	5,054	521,741	516,913	9,882
Deposits held	13,595	71,856	73,367	12,084
Total liabilities	<u>18,649</u>	<u>895,662</u>	<u>892,345</u>	<u>21,966</u>
Clerk Registry of the Court:				
ASSETS:				
Cash and cash equivalents	18,868	57,901	63,321	13,448
Total assets	<u>18,868</u>	<u>57,901</u>	<u>63,321</u>	<u>13,448</u>
LIABILITIES:				
Accounts and contracts payable	--	65,302	65,302	--
Deposits held	18,868	63,041	68,461	13,448
Total liabilities	<u>\$ 18,868</u>	<u>128,343</u>	<u>133,763</u>	<u>13,448</u>

	<u>Balance October 1, 2019</u>	<u>Increases</u>	<u>Decreases</u>	<u>Balance September 30, 2020</u>
Clerk Support Collections:				
ASSETS:				
Cash and cash equivalents	\$ 56	3,184	3,157	83
Accounts receivable, net	<u>10</u>	<u>310</u>	<u>312</u>	<u>8</u>
Total assets:	<u><u>66</u></u>	<u><u>3,494</u></u>	<u><u>3,469</u></u>	<u><u>91</u></u>
LIABILITIES:				
Accounts and contracts payable	--	1	1	--
Deposits held	<u>66</u>	<u>6,923</u>	<u>6,898</u>	<u>91</u>
Total liabilities	<u><u>66</u></u>	<u><u>6,924</u></u>	<u><u>6,899</u></u>	<u><u>91</u></u>
Clerk Jury and Witness:				
ASSETS:				
Cash and cash equivalents	<u>74</u>	<u>275</u>	<u>275</u>	<u>74</u>
Total assets	<u><u>74</u></u>	<u><u>275</u></u>	<u><u>275</u></u>	<u><u>74</u></u>
LIABILITIES:				
Accounts and contracts payable	--	199	199	--
Due to other governmental units	48	275	276	47
Deposits held	<u>26</u>	<u>22</u>	<u>21</u>	<u>27</u>
Total liabilities	<u><u>\$ 74</u></u>	<u><u>496</u></u>	<u><u>496</u></u>	<u><u>74</u></u>

(continued)

HILLSBOROUGH COUNTY, FLORIDA
Combining Statement of Changes in Assets and Liabilities
All Agency Funds (Continued)
For the fiscal year ended September 30, 2020
(amounts in thousands)

	<u>Balance October 1, 2019</u>	<u>Increases</u>	<u>Decreases</u>	<u>Balance September 30, 2020</u>
Total All Agency Funds:				
ASSETS:				
Cash and cash equivalents	\$ 55,770	4,712,307	4,711,119	56,958
Investments	15,667	217,318	216,428	16,557
Accounts receivable, net	2,200	555,698	555,707	2,191
Interest receivable	70	956	953	73
Due from other governmental units	--	87	57	30
Total assets	<u>73,707</u>	<u>5,486,366</u>	<u>5,484,264</u>	<u>75,809</u>
LIABILITIES:				
Accounts and contracts payable	1,639	1,856,141	1,854,500	3,280
Accrued liabilities	3,798	261,057	260,626	4,229
Due to other governmental units	29,994	3,946,516	3,939,999	36,511
Deposits held	38,276	171,203	177,690	31,789
Total liabilities	<u>\$ 73,707</u>	<u>6,234,917</u>	<u>6,232,815</u>	<u>75,809</u>

**Other Information
(Unaudited)**

EXHIBIT B
HILLSBOROUGH COUNTY, FLORIDA
General Obligation Refunding Bonds
(Unincorporated Area Parks and Recreation Program)
Series 2002
Issued August 28, 2002
Debt Service Schedule
 (amounts in thousands)

<u>Fiscal Year</u>	<u>Principal</u>	<u>Interest</u>	<u>Total Requirement</u>
2021	\$ 1,095	239	1,334
2022	1,155	185	1,340
2023	1,215	127	1,342
2024	585	63	648
2025	615	32	647
	<u>\$ 4,665</u>	<u>646</u>	<u>5,311</u>

HILLSBOROUGH COUNTY, FLORIDA
EXHIBIT C
Community Investment Tax Refunding Revenue Bonds
Series 2012A
Issued May 23, 2012
Debt Service Schedule
(amounts in thousands)

Fiscal Year	Principal	Interest	Total Requirement
2021	\$ 3,180	786	3,966
2022	3,345	623	3,968
2023	3,505	452	3,957
2024	3,695	272	3,967
2025	3,840	122	3,962
2026	2,150	33	2,183
	<u>\$ 19,715</u>	<u>2,288</u>	<u>22,003</u>

EXHIBIT D
HILLSBOROUGH COUNTY, FLORIDA
Community Investment Tax Refunding Revenue Bonds
Series 2012B
Issued May 23, 2012
Debt Service Schedule
 (amounts in thousands)

<u>Fiscal Year</u>	<u>Principal</u>	<u>Interest</u>	<u>Total Requirement</u>
2021	\$ 4,645	1,231	5,876
2022	4,880	993	5,873
2023	5,130	743	5,873
2024	5,410	480	5,890
2025	5,640	260	5,900
2026	5,835	88	5,923
	<u>\$ 31,540</u>	<u>3,795</u>	<u>35,335</u>

EXHIBIT E
HILLSBOROUGH COUNTY, FLORIDA
Capital Improvement Program Revenue Bonds
Series 2012
Issued June 21, 2012
Debt Service Schedule
 (amounts in thousands)

<u>Fiscal Year</u>	<u>Principal</u>	<u>Interest</u>	<u>Total Requirement</u>
2021	\$ 5,060	519	5,579
2022	5,310	265	5,575
	<u>\$ 10,370</u>	<u>784</u>	<u>11,154</u>

EXHIBIT F
HILLSBOROUGH COUNTY, FLORIDA
Communications Services Tax Revenue Bonds
Series 2015
Issued April 9, 2015
Debt Service Schedule
(amounts in thousands)

<u>Fiscal Year</u>	<u>Principal</u>	<u>Interest</u>	<u>Total Requirement</u>
2021	\$ 1,335	2,718	4,053
2022	1,360	2,670	4,030
2023	1,430	2,622	4,052
2024	1,455	2,571	4,026
2025	1,530	2,497	4,027
2026	1,605	2,418	4,023
2027	1,685	2,336	4,021
2028	1,770	2,250	4,020
2029	1,860	2,157	4,017
2030	1,955	2,056	4,011
2031	2,060	1,951	4,011
2032	2,165	1,854	4,019
2033	2,255	1,754	4,009
2034	2,365	1,650	4,015
2035	2,460	1,542	4,002
2036	2,585	1,415	4,000
2037	2,715	1,283	3,998
2038	2,850	1,144	3,994
2039	2,990	998	3,988
2040	3,140	864	4,004
2041	3,260	744	4,004
2042	3,380	620	4,000
2043	3,505	491	3,996
2044	3,640	357	3,997
2045	3,775	218	3,993
2046	3,915	73	3,988
	<u>\$ 63,045</u>	<u>41,253</u>	<u>104,298</u>

EXHIBIT G
HILLSBOROUGH COUNTY, FLORIDA
Community Investment Tax Revenue Bonds
Series 2015
Issued July 29, 2015
Debt Service Schedule
(amounts in thousands)

Fiscal Year	Principal	Interest	Total Requirement
2021	\$ 15,420	4,889	20,309
2022	16,205	4,098	20,303
2023	17,085	3,265	20,350
2024	17,845	2,392	20,237
2025	18,705	1,479	20,184
2026	20,220	505	20,725
	<u>\$ 105,480</u>	<u>16,628</u>	<u>122,108</u>

EXHIBIT H
HILLSBOROUGH COUNTY, FLORIDA
Capital Improvement Program Refunding Revenue Bonds
Series 2016
Issued July 14, 2016
Debt Service Schedule
 (amounts in thousands)

<u>Fiscal Year</u>	<u>Principal</u>	<u>Interest</u>	<u>Total Requirement</u>
2021	\$ 2,305	443	2,748
2022	2,395	351	2,746
2023	2,515	231	2,746
2024	2,640	106	2,746
	<u>\$ 9,855</u>	<u>1,131</u>	<u>10,986</u>

HILLSBOROUGH COUNTY, FLORIDA
EXHIBIT I
Fifth Cent Tourist Development Tax
Refunding and Improvement Revenues Bonds
Series 2016
Issued October 27, 2016
Debt Service Schedule
(amounts in thousands)

Fiscal Year	Principal	Interest	Total Requirement
2021	\$ 865	1,212	2,077
2022	910	1,168	2,078
2023	955	1,121	2,076
2024	1,000	1,073	2,073
2025	1,050	1,021	2,071
2026	1,105	967	2,072
2027	1,160	911	2,071
2028	1,215	851	2,066
2029	1,280	807	2,087
2030	1,305	779	2,084
2031	1,335	749	2,084
2032	1,365	716	2,081
2033	1,400	680	2,080
2034	1,440	642	2,082
2035	1,475	600	2,075
2036	1,520	555	2,075
2037	1,355	512	1,867
2038	1,395	471	1,866
2039	1,440	428	1,868
2040	1,480	385	1,865
2041	1,525	340	1,865
2042	1,575	293	1,868
2043	1,620	244	1,864
2044	1,670	193	1,863
2045	1,725	140	1,865
2046	1,775	85	1,860
2047	1,830	29	1,859
	<u>\$ 36,770</u>	<u>16,972</u>	<u>53,742</u>

HILLSBOROUGH COUNTY, FLORIDA

EXHIBIT J

Fourth Cent Tourist Development Tax

Series 2017A

Issued February 16, 2017

Debt Service Schedule

(amounts in thousands)

<u>Fiscal Year</u>	<u>Principal</u>	<u>Interest</u>	<u>Total</u>
2021	\$ 650	414	1,064
2022	685	381	1,066
2023	720	353	1,073
2024	740	331	1,071
2025	765	301	1,066
2026	800	261	1,061
2027	825	221	1,046
2028	570	192	762
2029	585	168	753
2030	615	145	760
2031	635	126	761
2032	655	106	761
2033	675	85	760
2034	700	63	763
2035	720	39	759
2036	745	13	758
	<u>\$ 11,085</u>	<u>3,199</u>	<u>14,284</u>

HILLSBOROUGH COUNTY, FLORIDA

EXHIBIT K

Fourth Cent Tourist Development Tax

Series 2017B

Issued February 16, 2017

Debt Service Schedule

(amounts in thousands)

Fiscal Year	Principal	Interest	Total Requirement
2021	\$ 395	837	1,232
2022	390	828	1,218
2023	405	818	1,223
2024	415	806	1,221
2025	435	792	1,227
2026	445	778	1,223
2027	475	761	1,236
2028	815	738	1,553
2029	845	707	1,552
2030	880	673	1,553
2031	915	638	1,553
2032	950	600	1,550
2033	985	561	1,546
2034	1,025	519	1,544
2035	1,070	474	1,544
2036	1,115	428	1,543
2037	675	390	1,065
2038	705	361	1,066
2039	735	330	1,065
2040	770	297	1,067
2041	800	262	1,062
2042	835	227	1,062
2043	870	189	1,059
2044	910	150	1,060
2045	950	110	1,060
2046	995	67	1,062
2047	1,035	23	1,058
	<u>\$ 20,840</u>	<u>13,364</u>	<u>34,204</u>

HILLSBOROUGH COUNTY, FLORIDA
EXHIBIT L
Community Investment Tax Revenue Bonds
Series 2018
Issued July 24, 2018
Debt Service Schedule
(amounts in thousands)

Fiscal Year	Principal	Interest	Total Requirement
2021	\$ 4,085	2,714	6,799
2022	4,305	2,504	6,809
2023	4,485	2,284	6,769
2024	4,780	2,076	6,856
2025	5,055	1,854	6,909
2026	6,560	1,564	8,124
2027	28,000	700	28,700
	<u>\$ 57,270</u>	<u>13,696</u>	<u>70,966</u>

HILLSBOROUGH COUNTY, FLORIDA
EXHIBIT M
2019 Capital Improvement Non-Ad Valorem Revenue Bonds
Series 2019
Issued June 20, 2019
Debt Service Schedule
(amounts in thousands)

Fiscal Year	Principal	Interest	Total Requirement
2021	\$ --	5,000	5,000
2022	--	5,000	5,000
2023	--	5,000	5,000
2024	--	5,000	5,000
2025	--	5,000	5,000
2026	--	5,000	5,000
2027	2,780	5,000	7,780
2028	2,920	4,860	7,780
2029	4,390	4,714	9,104
2030	4,610	4,495	9,105
2031	4,840	4,264	9,104
2032	5,035	4,070	9,105
2033	5,235	3,869	9,104
2034	5,445	3,659	9,104
2035	5,665	3,442	9,107
2036	5,890	3,215	9,105
2037	6,125	2,979	9,104
2038	6,310	2,796	9,106
2039	6,500	2,607	9,107
2040	6,695	2,411	9,106
2041	6,895	2,210	9,105
2042	7,100	2,003	9,103
2043	7,315	1,790	9,105
2044	7,545	1,562	9,107
2045	7,780	1,326	9,106
2046	8,020	1,083	9,103
2047	8,270	833	9,103
2048	8,540	564	9,104
2049	8,815	286	9,101
	<u>\$ 142,720</u>	<u>94,038</u>	<u>236,758</u>

HILLSBOROUGH COUNTY, FLORIDA
EXHIBIT N
General Obligation Bonds
(Environmentally Sensitive Lands Acquisition and Protection Program)
Series 2019A
Issued August 20, 2019
Debt Service Schedule
(amounts in thousands)

Fiscal Year	Principal	Interest	Total Requirement
2021	\$ 1,355	1,298	2,653
2022	1,425	1,231	2,656
2023	1,495	1,159	2,654
2024	1,570	1,084	2,654
2025	1,645	1,006	2,651
2026	1,730	924	2,654
2027	1,815	837	2,652
2028	1,855	801	2,656
2029	1,945	708	2,653
2030	1,980	674	2,654
2031	2,060	595	2,655
2032	2,140	513	2,653
2033	2,205	448	2,653
2034	2,260	393	2,653
2035	2,315	337	2,652
2036	2,380	276	2,656
2037	2,445	210	2,655
2038	2,510	143	2,653
2039	2,580	74	2,654
	<u>\$ 37,710</u>	<u>12,711</u>	<u>50,421</u>

HILLSBOROUGH COUNTY, FLORIDA
EXHIBIT O
General Obligation Bonds
(Environmentally Sensitive Lands Acquisition and Protection Program)
Series 2019B
Issued August 20, 2019
Debt Service Schedule
(amounts in thousands)

Fiscal Year	Principal	Interest	Total Requirement
2021	\$ 630	2,111	2,741
2022	655	2,079	2,734
2023	690	2,047	2,737
2024	725	2,012	2,737
2025	765	1,976	2,741
2026	800	1,938	2,738
2027	840	1,898	2,738
2028	880	1,856	2,736
2029	925	1,812	2,737
2030	970	1,765	2,735
2031	1,020	1,717	2,737
2032	1,075	1,666	2,741
2033	1,105	1,634	2,739
2034	1,140	1,601	2,741
2035	1,175	1,566	2,741
2036	1,205	1,531	2,736
2037	1,240	1,495	2,735
2038	1,280	1,458	2,738
2039	1,320	1,419	2,739
2040	4,010	1,380	5,390
2041	4,135	1,259	5,394
2042	4,255	1,135	5,390
2043	4,385	1,008	5,393
2044	4,515	876	5,391
2045	4,650	741	5,391
2046	4,790	601	5,391
2047	4,935	458	5,393
2048	5,080	309	5,389
2049	5,235	157	5,392
	<u>\$ 64,430</u>	<u>41,505</u>	<u>105,935</u>

HILLSBOROUGH COUNTY, FLORIDA
EXHIBIT P
Tampa Bay Arena Refunding Revenue Note
Series 2015
Issued November 5, 2015
Debt Service Schedule
(amounts in thousands)

Fiscal Year	Principal	Interest	Total Requirement
2021	\$ 992	151	1,143
2022	1,022	129	1,151
2023	1,044	106	1,150
2024	1,064	84	1,148
2025	1,093	60	1,153
2026	1,113	36	1,149
2027	1,147	15	1,162
	<u>\$ 7,475</u>	<u>581</u>	<u>8,056</u>

HILLSBOROUGH COUNTY, FLORIDA
EXHIBIT Q
Court Facilities Refunding Revenue Note
Series 2015
Issued November 15, 2015
Debt Service Schedule
(amounts in thousands)

Fiscal Year	Principal	Interest	Total Requirement
2021	\$ 1,754	274	2,028
2022	1,793	234	2,027
2023	1,833	194	2,027
2024	1,875	153	2,028
2025	1,916	110	2,026
2026	1,959	66	2,025
2027	2,003	25	2,028
	<u>\$ 13,133</u>	<u>1,056</u>	<u>14,189</u>

HILLSBOROUGH COUNTY, FLORIDA
EXHIBIT R
Capital Improvement Non-Ad Valorem Refunding Revenue Note
Series 2017
Issued September 26, 2017
Debt Service Schedule
(amounts in thousands)

Fiscal Year	Principal	Interest	Total Requirement
2021	\$ 1,108	221	1,329
2022	1,132	195	1,327
2023	1,158	169	1,327
2024	1,186	142	1,328
2025	1,213	115	1,328
2026	1,242	87	1,329
2027	1,268	59	1,327
2028	1,298	32	1,330
	<u>\$ 9,605</u>	<u>1,020</u>	<u>10,625</u>

HILLSBOROUGH COUNTY, FLORIDA
EXHIBIT S
Capital Improvement Non-Ad Valorem Refunding Revenue Note
Series 2017
Issued December 22, 2017
Debt Service Schedule
(amounts in thousands)

Fiscal Year	Principal	Interest	Total Requirement
2021	\$ 461	625	1,086
2022	472	614	1,086
2023	6,059	603	6,662
2024	6,205	457	6,662
2025	6,357	308	6,665
2026	6,507	159	6,666
	<u>\$ 26,061</u>	<u>2,766</u>	<u>28,827</u>

HILLSBOROUGH COUNTY, FLORIDA

EXHIBIT T

Utility Revenue Bonds

Series 2010C

**(Federally Taxable-Recovery Zone Economic-
Development Bonds Direct Payment)**

Issued November 16, 2010

Debt Service Schedule

(amounts in thousands)

Fiscal Year	Principal	Interest	Less 35% Subsidy	Total Requirement
2021	\$ --	1,269	571	698
2022	--	1,269	571	698
2023	--	1,269	571	698
2024	--	1,269	571	698
2025	--	1,269	571	698
2026	--	1,269	571	698
2027	--	1,269	571	698
2028	--	1,269	571	698
2029	--	1,269	571	698
2030	--	1,269	571	698
2031	--	1,269	571	698
2032	--	1,269	571	698
2033	--	1,269	571	698
2034	--	1,269	571	698
2035	--	1,269	571	698
2036	--	1,269	571	698
2037	--	1,269	571	698
2038	7,005	1,269	571	7,703
2039	7,230	860	387	7,703
2040	7,465	449	203	7,711
	<u>\$ 21,700</u>	<u>24,151</u>	<u>10,868</u>	<u>34,983</u>

EXHIBIT U
HILLSBOROUGH COUNTY, FLORIDA
Utility System Revenue Bonds Series
Series 2016
Issued July 26, 2016
Debt Service Schedule
(amounts in thousands)

<u>Fiscal Year</u>	<u>Principal</u>	<u>Interest</u>	<u>Total Requirement</u>
2021	\$ 3,245	6,738	9,983
2022	3,405	6,576	9,981
2023	3,575	6,406	9,981
2024	3,755	6,227	9,982
2025	3,940	6,039	9,979
2026	4,140	5,842	9,982
2027	4,305	5,676	9,981
2028	4,475	5,504	9,979
2029	4,610	5,370	9,980
2030	4,745	5,232	9,977
2031	4,890	5,089	9,979
2032	5,035	4,943	9,978
2033	5,240	4,741	9,981
2034	5,450	4,532	9,982
2035	5,670	4,314	9,984
2036	5,835	4,143	9,978
2037	6,010	3,968	9,978
2038	7,525	3,788	11,313
2039	7,750	3,562	11,312
2040	7,980	3,330	11,310
2041	15,925	3,091	19,016
2042	16,405	2,613	19,018
2043	16,895	2,121	19,016
2044	17,405	1,614	19,019
2045	17,925	1,091	19,016
2046	18,465	555	19,020
	<u>\$ 204,600</u>	<u>113,105</u>	<u>317,705</u>

HILLSBOROUGH COUNTY, FLORIDA
EXHIBIT V
Solid Waste Resource Recovery Enterprise Fund
Series 2016A
Issued November 21, 2016
Debt Service Schedule
(amounts in thousands)

Fiscal Year	Principal	Interest	Total Requirement
2021	\$ 5,440	3,454	8,894
2022	5,715	3,182	8,897
2023	6,000	2,896	8,896
2024	6,300	2,596	8,896
2025	6,620	2,281	8,901
2026	6,785	1,950	8,735
2027	--	1,611	1,611
2028	--	1,611	1,611
2029	--	1,611	1,611
2030	1,725	1,611	3,336
2031	7,395	1,525	8,920
2032	7,800	1,155	8,955
2033	8,340	765	9,105
2034	8,700	349	9,049
	<u>\$ 70,820</u>	<u>26,597</u>	<u>97,417</u>

HILLSBOROUGH COUNTY, FLORIDA
EXHIBIT W
Solid Waste Resource Recovery Enterprise Fund
Series 2016B
Issued November 21, 2016
Debt Service Schedule
(amounts in thousands)

Fiscal Year	Principal	Interest	Total Requirement
2021	\$ --	1,261	1,261
2022	--	1,261	1,261
2023	--	1,261	1,261
2024	--	1,261	1,261
2025	--	1,261	1,261
2026	--	1,261	1,261
2027	6,260	1,261	7,521
2028	6,580	948	7,528
2029	6,905	619	7,524
2030	5,475	274	5,749
	<u>\$ 25,220</u>	<u>10,668</u>	<u>35,888</u>

HILLSBOROUGH COUNTY, FLORIDA

EXHIBIT X

Utility Refunding Revenue Bonds

Series 2019

Issued December 5, 2019

Debt Service Schedule

(amounts in thousands)

Fiscal Year	Principal	Interest	Total Requirement
2021	\$ 3,490	3,641	7,131
2022	3,665	3,466	7,131
2023	3,850	3,283	7,133
2024	4,045	3,090	7,135
2025	4,245	2,888	7,133
2026	4,455	2,676	7,131
2027	4,680	2,453	7,133
2028	4,915	2,219	7,134
2029	5,160	1,973	7,133
2030	5,420	1,715	7,135
2031	5,690	1,444	7,134
2032	5,915	1,217	7,132
2033	6,155	980	7,135
2034	6,340	796	7,136
2035	6,530	605	7,135
2036	6,725	410	7,135
2037	6,925	208	7,133
	<u>\$ 88,205</u>	<u>33,064</u>	<u>121,269</u>

STATISTICAL SECTION

EPC Pollution Recovery Fund

The Pollution Recovery Fund, housed in the water division, provides grant money for project to mitigate the effect of pollution. It is funded solely by administrative penalties obtained through enforcement. Since 1987, the Pollution Recovery Fund has provided over \$8 million in grant funds for 169 environmental projects.

2020 EPC Pollution Recovery Fund Project Locations


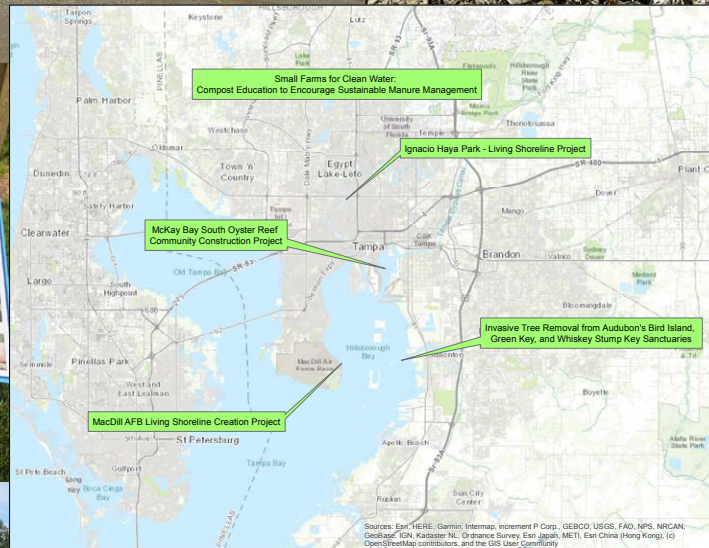

AUDUBON SANCTUARY
Invasive Tree Removal



MACDILL AIR FORCE BASE
Living Shoreline



Compost Management



IGNACIO HAYA PARK
Living Shores

MCKAY BAY SOUTH
Oyster Reef Community Construction Project





Hillsborough
County Florida

HILLSBOROUGH COUNTY, FLORIDA

Overview of Statistical Section Contents

Financial Trends Information

These schedules show trend information to help the reader understand how the County's financial condition and performance changed over time.

Revenue Capacity Information

These schedules provide information to help the reader assess the County's most significant local revenue source, property taxes.

Debt Capacity Information

These schedules present information to help the reader assess the County's current debt load and its ability to issue additional debt in the future.

Demographic and Economic Information

These schedules offer demographic and economic indicators to help the reader understand the environment within which the County operates.

Operating Information

These schedules provide service and infrastructure data related to County services and activities in order to help the reader better understand the information presented in the financial statements.

Miscellaneous Information

These items provide supplemental data and statistics of interest to readers of the financial statements.

HILLSBOROUGH COUNTY, FLORIDA
Net Position by Category
Last Ten Fiscal Years
(accrual basis of accounting, amounts in thousands)

	2020	2019	2018	2017**	2016*	2015*	2014*	2013*	2012*	2011*
Governmental activities:										
Net investment in capital assets	\$ 7,140,771	7,128,521	6,821,757	6,727,772	6,619,420	6,589,877	6,413,436	6,314,284	6,287,766	6,260,660
Restricted	1,021,736	847,370	485,804	524,210	522,702	429,696	399,668	424,163	381,756	346,463
Unrestricted (deficit)	(173,924)	(149,722)	95,596	21,612	(20,301)	100,294	640,909	670,208	696,598	709,332
Total governmental activities net position	<u>7,988,583</u>	<u>7,826,169</u>	<u>7,403,157</u>	<u>7,273,594</u>	<u>7,121,821</u>	<u>7,119,867</u>	<u>7,454,013</u>	<u>7,408,655</u>	<u>7,366,120</u>	<u>7,316,455</u>
Business-Type Activities:										
Net investment in capital assets	1,045,194	995,691	983,837	981,186	957,661	889,356	856,586	805,361	818,656	845,037
Restricted	148,431	470,657	281,437	109,999	79,968	84,498	89,624	89,984	86,487	94,647
Unrestricted	535,289	205,553	320,535	454,620	460,690	481,449	467,637	468,680	425,135	356,075
Total business-type activities net position	<u>1,728,914</u>	<u>1,671,901</u>	<u>1,585,809</u>	<u>1,545,805</u>	<u>1,498,319</u>	<u>1,455,303</u>	<u>1,413,847</u>	<u>1,364,025</u>	<u>1,330,278</u>	<u>1,295,759</u>
Primary Government										
Net investment in capital assets	8,185,965	8,124,212	7,805,594	7,708,958	7,577,081	7,479,233	7,270,022	7,119,645	7,106,422	7,105,697
Restricted	1,170,167	1,318,027	767,241	634,209	602,670	514,194	489,292	514,147	468,243	441,110
Unrestricted (deficit)	361,365	55,831	416,131	476,232	440,389	581,743	1,108,546	1,138,888	1,121,733	1,065,407
Total primary government net position	<u>\$ 9,717,497</u>	<u>9,498,070</u>	<u>8,988,966</u>	<u>8,819,399</u>	<u>8,620,140</u>	<u>8,575,170</u>	<u>8,867,860</u>	<u>8,772,680</u>	<u>8,696,398</u>	<u>8,612,214</u>

*Fiscal year 2014 and prior were not restated for implementation of GASB No. 68 and GASB No. 71

** Restated for implementation of GASB Statement No. 75

HILLSBOROUGH COUNTY, FLORIDA
Changes in Net Position
Last Ten Fiscal Years
(accrual basis of accounting, amounts in thousands)

	2020	2019	2018	2017	2016 (Restated)	2015	2014	2013	2012	2011
Expenses										
Governmental activities:										
General government	\$ 433,745	413,543	439,201	333,639	343,719	343,625	352,645	290,531	294,159	274,082
Public safety	817,271	688,762	632,448	604,110	561,697	546,182	520,563	517,923	522,532	510,743
Physical environment	54,846	52,372	46,925	46,432	53,491	29,627	29,923	27,134	26,221	29,862
Transportation	126,434	208,565	123,928	109,741	96,638	84,476	90,240	95,115	100,029	73,344
Economic environment	91,531	64,997	70,573	72,214	63,704	52,508	52,949	55,706	52,580	71,282
Human services	268,031	259,544	228,406	235,833	209,926	214,842	202,978	201,603	211,136	226,941
Culture and recreation	93,334	87,499	81,071	77,876	72,301	79,726	80,080	70,113	71,169	80,580
Pension expense*	--	--	--	--	33,641	(35,943)	--	--	--	--
Interest on long-term debt	23,054	23,500	17,275	17,763	22,372	12,066	22,394	23,668	25,495	25,638
Total governmental activities expenses	<u>1,908,246</u>	<u>1,798,782</u>	<u>1,639,827</u>	<u>1,497,608</u>	<u>1,457,489</u>	<u>1,327,109</u>	<u>1,351,772</u>	<u>1,281,793</u>	<u>1,303,321</u>	<u>1,292,472</u>
Business-type activities:										
Water enterprise	304,789	287,146	268,166	245,433	222,818	210,861	203,155	192,998	192,311	196,836
Solid waste enterprise	111,442	106,065	108,830	99,647	104,955	99,673	98,197	104,574	103,234	104,865
Total business-type activities expenses	<u>416,231</u>	<u>393,211</u>	<u>376,996</u>	<u>345,080</u>	<u>327,773</u>	<u>310,534</u>	<u>301,352</u>	<u>297,572</u>	<u>295,545</u>	<u>301,701</u>
Total primary government expenses	<u>2,324,477</u>	<u>2,191,993</u>	<u>2,016,823</u>	<u>1,842,688</u>	<u>1,785,262</u>	<u>1,637,643</u>	<u>1,653,124</u>	<u>1,579,365</u>	<u>1,598,866</u>	<u>1,594,173</u>
Program Revenues										
Governmental activities:										
Charges for services:										
General government	109,136	110,398	104,759	93,867	93,099	116,622	71,611	43,054	35,198	30,763
Public safety	58,039	55,015	55,587	54,749	50,513	39,555	90,034	90,568	90,251	90,249
Physical environment	68,985	76,470	39,326	35,648	30,821	29,675	5,987	3,923	4,558	4,511
Transportation	22,593	17,518	9,433	8,979	8,387	6,259	10,648	13,434	12,329	11,264
Economic environment	493	700	815	733	708	657	2,536	2,675	2,840	2,470
Human services	265	528	34,840	31,385	27,286	21,004	21,102	28,712	21,990	21,216
Culture and recreation	7,187	9,480	9,070	9,260	7,626	7,364	7,444	7,555	7,026	8,534
Operating grants and contributions	180,756	96,431	109,787	88,047	86,549	79,853	94,436	96,652	89,908	110,996
Capital grants and contributions	37,829	316,504	81,856	79,344	47,174	83,774	70,056	41,086	47,924	44,705
Total governmental activities program revenues	<u>\$ 485,283</u>	<u>683,044</u>	<u>445,473</u>	<u>402,012</u>	<u>352,163</u>	<u>384,763</u>	<u>373,854</u>	<u>327,659</u>	<u>312,024</u>	<u>324,708</u>

*Effective with fiscal year 2017, pension expense was included in the applicable function for governmental activities.

(continued)

	2020	2019	2018	2017	2016 (Restated)	2015	2014	2013	2012	2011
Business-type activities:										
Charges for services:										
Water Resource Services System	\$ 283,150	254,306	243,215	235,116	220,724	209,549	205,716	205,197	202,198	196,512
Solid Waste Resource Recovery	111,260	109,678	107,842	105,689	102,287	100,948	103,728	100,744	101,515	98,613
Operating grants and contributions	--	77	--	--	--	--	--	--	--	--
Capital grants and contributions	47,093	82,135	59,457	36,414	34,996	57,663	32,019	19,925	15,330	9,770
Restricted interest	22,587	28,250	13,344	10,920	9,452	9,165	6,325	7,885	10,401	10,542
Total business-type activities program revenues	464,090	474,446	423,858	388,139	367,459	377,325	347,788	333,751	329,444	315,437
Total primary government program revenues	949,373	1,157,490	869,331	790,151	719,622	762,088	721,642	661,410	641,468	640,145
Net (expense) revenues										
Governmental activities	(1,422,963)	(1,115,738)	(1,194,354)	(1,095,596)	(1,105,326)	(942,346)	(977,918)	(954,134)	(991,297)	(967,764)
Business-type activities	47,859	81,235	46,862	43,059	39,686	66,791	46,436	36,179	33,899	13,736
Total primary government net expense	\$ (1,375,104)	(1,034,503)	(1,147,492)	(1,052,537)	(1,065,640)	(875,555)	(931,482)	(917,955)	(957,398)	(954,028)
General revenues and other changes in net position										
Governmental activities:										
Taxes:										
Ad valorem property taxes	\$ 894,943	820,638	747,394	688,704	640,958	594,937	556,249	530,615	546,263	561,081
Fuel taxes	33,131	36,132	35,674	35,056	34,267	32,962	31,413	30,605	30,710	31,081
Discretionary sales surtaxes	346,766	336,226	265,794	248,755	240,235	226,410	211,762	200,035	191,926	183,326
Other taxes	50,056	56,429	56,026	54,051	53,248	52,496	49,810	47,245	48,662	47,159
Intergovernmental -- state shared revenues	183,753	190,850	183,949	184,708	173,388	167,724	152,267	166,335	165,797	161,095
Investment earnings	50,659	58,445	17,508	11,180	10,803	9,218	3,708	5,073	11,045	11,317
Gain (loss) on disposal of capital assets	2,605	10,967	2,876	2,314	--	1,044	1,929	2,777	2,208	3,029
Miscellaneous	28,464	29,064	14,695	22,390	26,411	37,538	16,138	21,891	44,476	49,649
Transfers	(5,000)	--	--	211	(5,101)	--	--	406	(125)	(190)
Special item - loss from defeased debt	--	--	--	--	(1,494)	(9,005)	--	--	--	--
Total governmental activities	1,585,377	1,538,751	1,323,916	1,247,369	1,172,715	1,113,324	1,023,276	1,004,982	1,040,962	1,047,547
Business-type activities:										
Gain (loss) on sales of capital assets	354	543	(10,312)	471	1,069	234	149	143	(1,759)	1,013
Miscellaneous	3,800	4,314	3,455	4,167	4,020	4,793	3,237	2,077	2,254	1,317
Transfers	5,000	--	--	(211)	5,101	--	--	(406)	125	190
Total business-type activities	9,154	4,857	(6,857)	4,427	10,190	5,027	3,386	1,814	620	2,520
Total primary government	1,594,531	1,543,608	1,317,059	1,251,796	1,182,905	1,118,351	1,026,662	1,006,796	1,041,582	1,050,067
Change in net position										
Governmental activities	162,414	423,013	129,562	151,773	67,389	170,978	45,358	50,848	49,665	79,783
Business-type activities	57,013	86,092	40,005	47,486	49,876	71,818	49,822	37,993	34,519	16,256
Total primary government	\$ 219,427	509,105	169,567	199,259	117,265	242,796	95,180	88,841	84,184	96,039

(continued)

HILLSBOROUGH COUNTY, FLORIDA
Changes in Net Position (Continued)
Last Ten Fiscal Years
(accrual basis of accounting, amounts in thousands)

	2020	2019	2018	2017	2016 (Restated)	2015	2014	2013	2012	2011
Reconciliation of change in net position of total primary government										
Net position, beginning of year, as previously reported	\$ 9,498,070	9,498,070	8,819,399	8,620,140	8,575,170	8,867,860	8,772,680	8,696,398	8,612,214	8,516,175
Adjustments to net position, beginning of year:										
Restatement for implementation of GASB Statements 68 and 71*	--	--	--	--	--	(535,486)	--	--	--	--
Restatement for error correction	--	--	--	--	--	--	--	(3,415)	--	--
Restatement for Law Library moving to primary government per county ordinance	--	--	--	--	--	--	--	143	--	--
Restatement for implementation of GASB Statement 65	--	--	--	--	--	--	--	(9,287)	--	--
Restatement for implementation of GASB Statement 75**	--	--	--	--	(72,295)	--	--	--	--	--
Net position, beginning of year, as restated	9,498,070	9,498,070	8,819,399	8,620,140	8,502,875	8,332,374	8,772,680	8,683,839	8,612,214	8,516,175
Change in net position during the fiscal year	219,427	509,105	169,567	199,259	117,265	242,796	95,180	88,841	84,184	96,039
Net position, end of year	<u>\$ 9,717,497</u>	<u>10,007,175</u>	<u>8,988,966</u>	<u>8,819,399</u>	<u>8,620,140</u>	<u>8,575,170</u>	<u>8,867,860</u>	<u>8,772,680</u>	<u>8,696,398</u>	<u>8,612,214</u>

*Fiscal year 2014 and prior were not restated for implementation of GASB Statements No. 68 and No. 71.

**Fiscal year 2016 and prior were not restated for the implementation of GASB Statement No. 75.

HILLSBOROUGH COUNTY, FLORIDA
Fund Balances, Governmental Funds
Last Ten Fiscal Years
(accrual basis of accounting, amounts in thousands)

Post-GASB Statement No. 54 "Fund Balance Reporting and Governmental Fund Type Definitions"

	<u>2020</u>	<u>2019</u>	<u>2018</u>	<u>2017</u>	<u>2016</u>	<u>2015</u>	<u>2014</u>	<u>2013</u>	<u>2012</u>	<u>2011</u>
General fund										
Nonspendable	\$ 15,521	4,897	3,759	2,442	1,324	1,275	1,924	2,068	1,373	1,645
Assigned	--	--	--	--	71	48	94	--	--	--
Unassigned	440,419	400,239	374,268	337,048	298,299	277,763	248,191	265,683	247,227	248,293
Total general fund	<u>455,940</u>	<u>405,136</u>	<u>378,027</u>	<u>339,490</u>	<u>299,694</u>	<u>279,086</u>	<u>250,209</u>	<u>267,751</u>	<u>248,600</u>	<u>249,938</u>
Other governmental funds										
Nonspendable	4,427	3,820	4,191	3,544	4,000	4,466	4,228	4,917	5,778	5,018
Restricted	968,767	881,721	515,699	553,524	497,271	484,266	466,767	405,158	392,874	381,752
Committed	42,205	38,718	49,777	38,192	40,338	38,526	29,163	45,276	51,539	255,755
Assigned	185,149	189,312	158,589	94,680	103,685	148,591	140,906	205,360	228,418	--
Unassigned	--	--	(8,893)	--	--	--	(30)	(34)	--	--
Total other governmental funds	<u>\$ 1,200,548</u>	<u>1,113,571</u>	<u>719,363</u>	<u>689,940</u>	<u>645,294</u>	<u>675,849</u>	<u>641,034</u>	<u>660,677</u>	<u>678,609</u>	<u>642,525</u>

HILLSBOROUGH COUNTY, FLORIDA
General Government State Shared Revenues by Source
Last Ten Fiscal Years

(modified accrual basis of accounting, amounts in thousands)

Fiscal Year	Local Government Half-Cent Sales Tax	State Revenue Sharing Proceeds	Constitutional Fuel Tax	County Fuel Tax	Other State Shared Revenues	Total
2011	\$ 76,523	24,461	10,772	4,703	44,098	160,557
2012	80,163	25,964	10,899	4,718	43,886	165,630
2013	84,497	27,614	10,724	4,733	38,811	166,379
2014	96,394	29,573	11,010	4,749	17,994	159,720
2015	95,716	32,308	12,201	4,221	23,115	167,561
2016	101,203	33,490	11,911	5,225	21,384	173,213
2017	104,073	35,309	12,275	5,354	23,305	180,316
2018	110,711	37,287	12,410	5,467	22,279	188,154
2019	113,955	39,334	12,496	5,515	18,143	189,443
2020	110,062	37,192	11,461	4,955	20,022	183,692

This chart shows state shared revenue by source as presented in the fund financial statements. State shared revenues are a part of intergovernmental revenues. Other components of intergovernmental revenues are federal, state, and local government grants. "Other state shared revenues" are revenues collected by the state and shared with the County such as those associated pari-mutuel distributions replacement, alcoholic beverages licenses, mobile home licenses, and insurance agent County licenses.

HILLSBOROUGH COUNTY, FLORIDA
Changes in Fund Balances, Governmental Funds
Last Ten Fiscal Years
(modified accrual basis of accounting, amounts in thousands)

	<u>2020</u>	<u>2019</u>	<u>2018</u>	<u>2017</u>	<u>2016</u>	<u>2015</u>	<u>2014</u>	<u>2013</u>	<u>2012</u>	<u>2011</u>
Revenues										
Taxes--ad valorem	\$ 895,071	821,241	747,745	688,397	639,147	595,131	555,007	530,615	546,263	561,081
Taxes--fuel	33,131	36,132	35,674	35,056	34,267	32,962	33,956	30,454	31,104	30,933
Taxes--discretionary sales surtax	346,766	336,226	265,794	248,755	240,236	226,410	226,472	199,521	191,549	183,060
Taxes--other	50,055	56,429	56,025	54,051	53,248	52,496	53,255	47,752	47,987	47,187
Licenses and permits	116,308	106,695	88,783	76,503	70,060	48,372	42,891	48,144	39,425	35,537
Intergovernmental--state shared revenues	183,692	189,443	188,154	180,316	173,213	167,561	159,720	166,379	165,630	160,557
Intergovernmental--grants	177,076	102,634	102,053	102,932	100,999	93,614	110,366	107,312	121,738	135,252
Charges for services	182,174	192,035	189,903	174,021	162,832	155,597	153,177	133,153	128,016	128,095
Fines and forfeitures	12,948	13,827	15,300	19,758	16,480	16,078	12,587	9,912	7,933	7,179
Interest	43,757	49,190	14,736	9,455	8,966	7,392	2,966	4,065	8,427	8,576
Miscellaneous	31,818	29,251	33,457	24,073	21,778	39,333	19,878	22,369	22,056	23,986
Total revenues	<u>2,072,796</u>	<u>1,933,103</u>	<u>1,737,624</u>	<u>1,613,317</u>	<u>1,521,226</u>	<u>1,434,946</u>	<u>1,370,275</u>	<u>1,299,676</u>	<u>1,310,128</u>	<u>1,321,443</u>
Expenditures										
Current:										
General government	397,689	372,659	417,761	325,817	360,153	316,127	337,184	272,405	282,329	258,817
Public safety	727,511	617,525	590,223	558,121	541,576	512,632	499,626	496,191	479,898	484,637
Physical environment	35,600	35,327	32,636	32,079	30,577	30,137	28,974	27,153	26,357	28,208
Transportation	77,439	90,021	92,863	73,014	60,518	58,832	56,392	69,338	57,045	58,908
Economic environment	82,207	58,555	65,349	64,399	60,382	48,541	50,295	53,219	50,149	67,335
Human services	243,627	235,080	216,219	220,231	205,073	206,239	192,806	192,604	201,363	214,373
Culture and recreation	92,909	86,200	87,124	81,903	72,337	74,421	73,679	64,143	64,683	72,387
Capital outlay	276,439	178,960	148,244	151,555	184,455	144,590	120,162	110,953	109,359	150,462
Debt Service:										
Principal	68,700	99,921	86,413	53,101	29,511	88,523	35,566	37,066	74,789	259,788
Interest / fiscal charges	29,281	27,194	27,386	24,928	24,665	25,880	25,645	26,897	26,253	26,529
Total expenditures	<u>2,031,402</u>	<u>1,801,442</u>	<u>1,764,218</u>	<u>1,585,148</u>	<u>1,569,247</u>	<u>1,505,922</u>	<u>1,420,329</u>	<u>1,349,969</u>	<u>1,372,225</u>	<u>1,621,444</u>
Other financing sources (uses)										
Transfers in	1,015,056	1,114,762	939,688	850,648	814,844	787,175	727,734	743,812	813,419	1,004,568
Transfers out	(988,457)	1,119,461	(917,883)	(849,478)	(794,564)	(767,990)	(727,587)	(739,121)	(778,585)	1,004,568
Face amount of long-term debt issued	59,600	232,370	88,353	46,774	58,432	30,464	172,200	261,330	253,760	162,679
Payment to refunded bond escrow agent	--	--	(27,593)	(48,443)	(62,452)	--	(102,450)	--	(103,106)	--
Premiums on long-term debt issued	--	10,062	8,799	--	--	--	25,775	--	772	--
Discounts on long-term debt issued	--	--	--	--	(49)	--	--	--	(3)	--
Face amount of refunding bonds issued	--	38,830	--	51,971	18,185	--	--	--	--	--
Premium on refunding bond issued	--	3,074	--	2,376	2,733	--	--	--	--	--
Sales of capital assets	1,537	10,187	2,192	1,840	1,433	1,257	1,372	1,809	904	--
Total other financing sources (uses)	<u>87,736</u>	<u>289,824</u>	<u>93,556</u>	<u>55,688</u>	<u>38,562</u>	<u>50,906</u>	<u>97,044</u>	<u>267,830</u>	<u>187,161</u>	<u>162,679</u>
Net changes in fund balances	<u>\$ 129,130</u>	<u>421,485</u>	<u>66,962</u>	<u>83,857</u>	<u>(9,459)</u>	<u>(20,070)</u>	<u>46,990</u>	<u>217,537</u>	<u>125,064</u>	<u>(137,322)</u>
Debt services as a percentage of non-capital expenditures*	5.58 %	7.83 %	7.04 %	5.44 %	3.91 %	8.40 %	4.70 %	5.20 %	8.00 %	19.50 %

* This ratio tends to be higher in years with higher principal payments.

HILLSBOROUGH COUNTY, FLORIDA
Taxable Assessed Value and Actual Value of Property
Last Ten Fiscal Years
(dollar amounts in millions)

Fiscal Year	Estimated Actual Value (b)			Exemptions (c)			Assessed Value (d)			Total Taxable Assessed Value	Total Direct Tax Rate (g)
	Real Property	Tangible Personal Property (e)	Centrally Assessed Property (f)	Real Property	Tangible Personal Property (e)	Centrally Assessed Property (f)	Real Property	Tangible Personal Property (e)	Centrally Assessed Property (f)		
2011	\$ 75,837	8,925	93	20,676	2,077	2	55,161	6,848	91	62,100	10.758
2012	74,037	9,073	94	20,466	2,153	2	53,571	6,920	92	60,583	10.756
2013	77,492	9,048	99	20,700	2,093	2	56,792	6,955	97	63,844	10.755
2014	81,578	9,839	102	20,939	2,213	2	60,639	7,626	100	68,365	10.753
2015	87,419	9,926	102	21,613	2,223	2	65,806	7,703	100	73,609	10.751
2016	93,915	9,943	106	22,550	2,221	2	71,365	7,722	104	79,191	10.751
2017	101,712	10,376	116	23,773	2,221	2	77,939	8,155	114	86,208	10.750
2018	111,350	11,194	120	25,439	2,215	3	85,911	8,979	117	95,007	10.750
2019	121,592	11,396	118	27,175	2,207	2	94,417	9,189	116	103,722	10.750
2020	132,346	11,762	128	28,970	2,137	2	103,376	9,625	126	113,127	10.750

- (a) Assessed values shown for fiscal year 2020 on the chart above will be the basis of property taxes collected during fiscal year 2021, starting in November 2020.
- (b) Section 192.001, Florida Statutes, defines assessed value of property as "an annual determination of the just or fair market value of an item or property." Therefore, gross assessed value is defined as Estimated Actual Value.
- (c) Exemptions allowed include those for governmental as well as qualified, religious, or other non-profit properties. In addition, there are also additional exemptions if a property owner is a widow, widower, disabled, or 65 or older. A new expanded homestead exemption and the existing 3% and new 10% homestead cap differentials are not included in this chart. The new homestead exemption does not apply to property taxes for the School Board.
- (d) Assessed value is the estimated actual value less exemptions.
- (e) Tangible personal property represents business property such as furniture, computers, machinery and equipment, as well as mobile homes that are not permanently affixed to land. With the passing of Amendment 1 on January 29, 2008 an exemption of \$25,000 for tangible property is included in the chart above.
- (f) Centrally assessed property is primarily railroad that is assessed by the state of Florida rather than by the Property Appraiser since the property is located in more than one county.
- (g) Total Direct Tax Rate shows Hillsborough County tax rates applicable to residents of the unincorporated areas of the County. This amount is the sum of Countywide (BOCC) and Unincorporated Area (BOCC) total millage shown on "Property Tax Millage Rates for Direct and Overlapping Governmental Entities." See following page.

Source: Hillsborough County Property Appraiser

HILLSBOROUGH COUNTY, FLORIDA
Property Tax Millage Rates for Direct and Overlapping Governments
Last Ten Fiscal Years
(millage rates rounded to nearest thousandth)

	2020	2019	2018	2017	2016	2015	2014	2013	2012	2011
Direct rates										
Countywide (BOCC):										
BOCC General Revenue	5.731	5.731	5.731	5.731	5.732	5.732	5.734	5.736	5.737	5.739
BOCC Library Service*	0.558	0.558	0.558	0.558	0.558	0.558	0.558	0.558	0.558	0.558
Environmentally sensitive lands (voted)	0.060	0.060	0.060	0.060	0.060	0.060	0.060	0.060	0.060	0.060
Total millage	6.349	6.349	6.349	6.349	6.350	6.350	6.352	6.354	6.355	6.357
Maximum millage per statute (a)	10.060	10.060	10.060	10.060	10.060	10.060	10.060	10.060	10.060	10.060
Unincorporated Area (BOCC):										
BOCC Municipal Service Taxing Unit	4.375	4.375	4.375	4.375	4.375	4.375	4.375	4.375	4.375	4.375
Parks and Recreation (voted)	0.026	0.026	0.026	0.026	0.026	0.026	0.026	0.026	0.026	0.026
Total millage	4.401	4.401	4.401	4.401	4.401	4.401	4.401	4.401	4.401	4.401
Maximum millage per statute (a)	10.026	10.026	10.026	10.026	10.026	10.026	10.026	10.026	10.026	10.026
Total direct rates (Countywide and Unincorporated Area)	10.750	10.750	10.750	10.750	10.751	10.751	10.753	10.755	10.756	10.758
Overlapping rates (b)										
Countywide (Other):										
Tampa Port Authority	0.105	0.105	0.115	0.130	0.145	0.155	0.165	0.175	0.185	0.190
Southwest Florida Water Management District	0.280	0.280	0.296	0.313	0.332	0.349	0.366	0.382	0.393	0.393
School Board	6.129	6.129	6.414	6.596	6.906	7.247	7.353	7.690	7.877	7.913
Children's Board	0.459	0.459	0.459	0.459	0.459	0.459	0.459	0.483	0.500	0.500
Unincorporated Area (Other)										
Southwest Florida Water Management District (c):										
Alafia River Basin	--	--	--	--	--	--	--	--	--	0.216
Hillsborough River Basin	--	--	--	--	--	--	--	--	--	0.230
Transit Authority	0.500	0.500	0.500	0.500	0.500	0.500	0.500	0.500	0.500	0.500
Municipalities:										
Tampa	6.208	6.208	6.208	6.208	5.733	5.733	5.733	5.733	5.733	5.733
Temple Terrace	6.555	6.555	6.555	6.955	7.205	6.955	6.305	6.430	6.430	6.150
Plant City	5.716	5.716	5.716	5.716	4.716	4.716	4.716	4.716	4.716	4.716
Total millage for unincorporated area within the Alafia River Basin excluding any special district assessments (for analysis only)	18.223	18.223	18.534	18.748	19.093	19.596	19.596	19.985	20.211	20.470

* excludes City of Plant City and City of Temple Terrace

- (a) Section 200.071, Florida Statutes, states that the maximum ad valorem tax millage for either the countywide or unincorporated area (municipal services taxing unit) of the BOCC is set at 10 mills plus any voted levies.
- (b) Overlapping rates depend on whether the taxpayer resides in the Unincorporated Area or one of the three municipalities. In addition, Countywide overlapping rates apply to all taxpayers. As a result, overlapping rates are not totaled, but total millage figures are shown at the bottom of this chart for comparisons over time or other analysis purposes.
- (c) Dependent on its location, property within the city of Tampa or city of Plant City may either be in the Alafia or the Hillsborough River Basins.

Source: Hillsborough County Property Appraiser, www.hcpafl.org

HILLSBOROUGH COUNTY, FLORIDA
Principal Taxpayers
Latest Fiscal Year Compared to the Fiscal Year Nine Years Earlier

<u>Taxpayer</u>	<u>Type of Business</u>	<u>2019</u>			<u>2010</u>		
		<u>Taxes Levied in thousands</u>	<u>Rank</u>	<u>Percentage of Total Taxes Levied</u>	<u>Taxes Levied in thousands</u>	<u>Rank</u>	<u>Percentage of Total Taxes Levied</u>
Tampa Electric Company	Electric utility	\$ 45,431	1	2.0	34,683	1	2.2
Hillsborough County Aviation Authority	Airport	16,683	2	0.7	9,855	3	0.6
Frontier Communications Inc.	Telecommunications	8,459	3	0.4	--	--	--
Highwoods / Florida Holding LP	Real estate management	8,406	4	0.4	4,156	9	0.3
Mosaic Company	Mining, fertilizer & chemicals	7,442	5	0.3	6,459	4	0.4
Westfield	Shopping malls	6,362	6	0.3	--	--	--
Post Apartment Homes LP	Real estate	6,207	7	0.3	4,288	7	0.3
Wal-Mart	Retail stores	5,125	8	0.2	4,275	8	0.3
Eastgroup Properties	Real estate	4,248	9	0.2	--	--	--
Metropolitan Life	Insurance	4,145	10	0.2	--	--	--
Verizon Communications Inc.	Communications	--	--	--	17,657	2	1.1
Liberty Property	Property Management	--	--	--	4,607	6	0.3
Camden Operating LP	Real estate	--	--	--	5,539	5	0.4
Brighthouse Networks	Communications	--	--	--	3,771	10	0.2
		<u>\$ 112,508</u>		<u>5.0 %</u>	<u>95,290</u>		<u>6.2 %</u>

This chart shows the total taxes levied against the ten largest ad valorem property taxpayers in the most recent year as well as nine years earlier. Property located within the geographic boundaries of Hillsborough County is subject to tax levies by Hillsborough County as well as several other taxing authorities. The Hillsborough County Tax Collector collects taxes for all of these taxing authorities. Taxing authorities such as the city of Tampa and the School Board are not a part of the Hillsborough County financial reporting entity. Their tax levies, however, are included in the chart above in order to show the total taxes due from each of the ten largest taxpayers. The total taxes levied by all of these taxing authorities against property located within the geographic boundaries of Hillsborough County was \$2,0167,460,736 for 2019 and \$1,548,565,479 for 2010.

Since 2020 property tax rolls were not opened for collections until November 1, 2020, final collection data for the 2020 property tax levy is not available. Taxes levied during a fiscal year are collected in the following fiscal year. Therefore, the most amounts shown as levied in fiscal year 2019 should actually be received in fiscal year 2020.

Source: Hillsborough County Tax Collector

HILLSBOROUGH COUNTY, FLORIDA

Property Tax Levied and Collected

Last Ten Fiscal Years (a)

(in thousands of dollars)

Fiscal Year	Taxes Levied for Prior Fiscal Year	Collected within the Fiscal Year of the Levy		Collected in Subsequent Years	Total Taxes Collected	
		Amount	Percentage of Levy		Amount	Percentage of Levy
2011	\$ 588,376	576,072	97.9	3,048	579,120	98.4
2012	562,933	557,341	99.0	1,306	558,647	99.2
2013	550,006	544,073	98.9	1,983	546,056	99.3
2014	577,539	573,890	99.4	3,196	577,086	99.9
2015	618,412	615,353	99.5	647	616,000	99.6
2016	664,593	661,251	99.5	723	661,974	99.6
2017	715,683	712,837	99.6	540	713,377	99.7
2018	777,968	774,685	99.6	388	775,073	99.6
2019	854,656	850,960	99.6	765	851,725	99.7
2020	931,072	926,815	99.5	558	927,373	99.6
	(b)	(c)		(d)		

- (a) Since 2020 property tax rolls were not opened for collections until November 1, 2020, final data for the 2020 property tax levy is not available. Taxes levied during a fiscal year are collected in the following fiscal year. Therefore, the most amounts levied in fiscal year 2019 should actually be received in fiscal year 2020.
- (b) The tax levy is the entire property tax due to Hillsborough County before any tax reductions are determined by the Value Adjustment Board and before any tax amounts are determined to be uncollectible due to insolvencies. The tax levy represents only the taxes due to the Hillsborough County financial reporting entity and therefore, excludes taxes due to the School Board, the city of Tampa, and certain other governmental entities.
- (c) There is a four percent early payment discount available to taxpayers who pay their property taxes in November, with the discount declining one percentage point each month thereafter. To accurately compare taxes collected to the taxes levied, discounts taken were added into the amounts collected, making them directly comparable.
- (d) Includes all delinquent tax collections received during the year regardless of the year in which the taxes were originally levied.

Source: Hillsborough County Tax Collector

HILLSBOROUGH COUNTY, FLORIDA
Ratios of Outstanding Debt by Type
Last Ten Fiscal Years
(amounts in thousands, except per capita)

Fiscal Year	Governmental Activities			Business-Type Activities		Personal Income to Debt	Debt per Capita
	General Obligation Bonds	Revenue Bonds	Notes Payable	Revenue Bonds	Total Primary Government		
2011	\$ 72,346	431,028	136,379	347,497	987,250	49.5	--
2012	70,323	489,904	98,380	328,548	987,155	55.0	--
2013	68,163	463,198	109,249	340,180	980,790	53.8	--
2014	66,192	441,875	116,248	317,262	941,577	55.4	--
2015	63,862	543,490	65,110	302,858	975,320	56.3	--
2016	61,476	471,105	120,387	513,192	1,166,160	50.2	--
2017	59,020	463,747	122,980	500,843	1,146,590	54.6	--
2018	56,485	468,430	92,958	478,042	1,095,915	57.5	--
2019	115,699	580,396	99,218	475,761	1,271,074	53.1	--
2020	112,582	537,849	128,963	444,030	1,223,424	58.3	--

- (a) Bonds are shown net of unamortized bond issue premiums or discounts (as well as related deferred losses on bond refundings for fiscal year 2013 and prior).
- (b) During fiscal year 2017, the County issued \$114,2300,000 in Solid Waste Resource Recovery Revenue Bonds, Series 2016 A&B, which were used to refund the 2006 Solid Waste Refunding Revenue Bonds and to pay for construction. As a result there was an increase in revenue bonds in business-type activities.
- (c) "Personal income" is earned income, dividends, interest, and rent, as well as transfer receipts received such as Social Security payments. Due to a time lag in receiving personal income figures, ratios were calculated using personal income figures for the prior fiscal year. See "Demographic and Economic Statistics" for actual personal income figures used above.

Source: U.S. Department of Commerce Bureau of Economic Analysis.

HILLSBOROUGH COUNTY, FLORIDA
Ratios of Net General Bonded Debt Outstanding
Last Ten Fiscal Years
(amounts in thousands, except per capita)

Fiscal Year	General Obligation Bonds	Less: Amount Available in Debt Service Funds	Total Net General Bonded Debt	Ratio of Debt to Assessed Property Values	General Bonded Debt per Capita
2011	\$ 72,346	(213)	72,133	0.12	59
2012	70,323	(533)	69,790	0.12	55
2013	68,163	(446)	67,717	0.11	53
2014	66,192	(800)	65,392	0.10	51
2015	63,862	(1,748)	62,114	0.08	47
2016	61,476	(4,816)	56,660	0.07	43
2017	59,020	(5,893)	53,127	0.06	39
2018	56,485	(7,220)	49,265	0.05	36
2019	115,699	(2,945)	112,754	0.11	80
2020	112,582	(3,050)	109,532	0.10	76

(a) Bonds are shown net of unamortized bond issue premiums or discounts (as well as related deferred losses on bond Refundings for fiscal year 2013 and prior).

(b) Current year calculation utilizes estimated population since actual population is not available.

(c) In fiscal year 2016, \$2,462,361 was placed in the ELAPP Debt Service fund for bonds planned to be issued. When the bonds were not issued, the money was not removed from the debt service fund. The excess cash may be removed in a future year.

HILLSBOROUGH COUNTY, FLORIDA
Direct and Overlapping Governmental Activities Debt
September 30, 2020
(amounts in thousands)

Governmental Unit	Outstanding Debt	Percentage Applicable	Direct and Overlapping Debt
Direct debt of Hillsborough County:			
General obligation bonds	\$ 112,582	100.0 %	112,582
Total direct and overlapping debt			<u>112,582</u>

The Hillsborough County School Board, Tampa Port Authority, Children's Board, and Southwest Florida Water Management District do not have any general obligation bonds, therefore their bonds are not presented in this chart.

Note: The County does not have any "general obligation" notes, loans or capital leases.

Sources: Hillsborough County School Board, Tampa Port Authority, Children's Board and Southwest Florida Water Management District

HILLSBOROUGH COUNTY, FLORIDA
Debt Service Coverage of Governmental Revenue Bonds
Last Ten Fiscal Years
(amounts in thousands)

<u>Fiscal Year</u>	<u>Principal</u>	<u>Interest</u>	<u>Total Debt Service</u>	<u>Available Revenues</u>	<u>Debt Service Coverage</u>
2011	\$ 19,295	20,102	39,397	279,174	7.09
2012	19,855	19,547	39,402	237,046	6.02
2013	23,850	20,808	44,658	261,712	5.86
2014	26,795	22,264	49,059	286,794	5.85
2015	25,495	21,018	46,513	324,405	6.97
2016	36,573	24,754	61,327	323,797	5.28
2017	53,101	24,305	77,406	330,422	4.27
2018	54,255	23,205	77,460	344,133	4.44
2019	49,188	29,234	78,422	375,136	4.78
2020	42,545	17,520	60,065	365,550	6.09

(a)

(b)

- (a) Total debt service represents debt service on all governmental revenue bonds outstanding at the end of the fiscal year. See Note 7 for more information on governmental revenue bonds.
- (b) Available revenues are not limited to those revenues specifically pledged for governmental revenue bonds, but represent all revenues that may support these governmental revenue bonds. Available revenues include the Local Government Half-Cent Sales Tax, Community Investment Tax (a discretionary sales surtax), Guaranteed Entitlement Revenues, Mobile Home License Fees, Alcoholic Beverage License Taxes, Local Business Taxes, Fuel Tax, Local Option Fuel Tax, and certain court surcharge revenues. It excludes Ad Valorem Tax revenues.

HILLSBOROUGH COUNTY, FLORIDA
Debt Service Coverage of Business-type Revenue Bonds
Last Ten Fiscal Years
(amounts in thousands)

<u>Fiscal Year</u>	<u>Gross Revenue</u>	<u>Operating Expenses</u>	<u>Net Revenue Available for Debt Service</u>	<u>Debt Service Requirements</u>			<u>Debt Service Coverage</u>
				<u>Principal</u>	<u>Interest</u>	<u>Total</u>	
2011	\$ 310,581	218,832	91,749	17,105	17,066	34,171	2.68
2012	318,907	218,466	100,441	18,985	14,937	33,922	2.96
2013	317,228	222,844	94,384	13,460	13,485	26,945	3.50
2014	319,155	224,529	94,626	17,345	15,830	33,175	2.85
2015	324,381	224,474	99,907	19,716	15,036	34,752	2.87
2016	337,645	242,941	94,704	9,549	14,134	23,683	4.00
2017	338,719	244,254	94,465	8,356	18,226	26,582	3.55
2018	351,057	262,847	88,210	10,030	17,228	27,258	3.24
2019	363,734	284,240	79,494	10,420	16,854	27,274	2.91
2020	394,160	294,655	99,505	17,805	14,970	32,775	3.04

(a)

(b)

(c)

(d)

- (a) Operating revenues plus other income excluding any extraordinary gains.
- (b) Total expenses excluding depreciation, bond interest, amortization, and extraordinary losses.
- (c) Bond interest to include interest paid to defease serial bonds, amortization of deferred refunding losses, amortization of bond market issue premiums and discounts.
- (d) Net revenue available for debt service divided by total debt service requirements. Since capacity fees and meter installation fees are recorded as capital contributions, these amounts are excluded from the figure presented above for net revenue available for debt service. For rate covenant test purposes, capacity fees and meter installation fees are eligible to be treated as net revenue available for debt service.

HILLSBOROUGH COUNTY, FLORIDA
Demographic and Economic Statistics
 Last Ten Years

Calendar Year	Population	Personal Income <i>(in thousands)</i>	Personal Income Per Capita	Median Age	Public High School Graduation Rates (%)	Total Public School Enrollment	Unemployment Rate (%)
2011	1,229,226	\$ 48,852,046	39,742	36	86.0	193,244	10.8
2012	1,271,710	54,278,341	42,681	36	86.4	192,499	9.4
2013	1,282,040	52,741,892	41,139	36	72.6	195,198	7.7
2014	1,294,140	52,137,332	40,287	36	74.1	198,658	6.4
2015	1,316,310	54,893,552	39,594	36	73.5	201,431	5.7
2016	1,325,563	58,596,262	44,205	36	76.0	205,019	4.9
2017	1,352,797	62,630,443	46,297	36	79.1	209,414	4.7
2018	1,379,302	62,976,126	45,658	36	82.9	212,038	3.7
2019	1,408,864	67,533,935	47,935	36	85.8	211,959	2.9
2020	1,444,870	71,319,751	49,361	36	86.2	212,537	5.9
	(a)	(a)		(a)	(d)	(b)	(c)

Source:

- (a) Florida Office of Economic and Demographic Research.
- (b) Hillsborough County School District Comprehensive Annual Financial Reports.
- (c) Bureau of Labor Market Statistics, LAUS Program
- (d) Florida Department of Education

HILLSBOROUGH COUNTY, FLORIDA
Principal Employers
Latest Fiscal Year Compared to the Fiscal Year Nine Years Earlier

Employer	Type of Operation	2020			2011			
		Employees	%	Rank (a)	Employees	%	Rank (a)	
Hillsborough County School Board	Public education	25,574	3.7	1	29,603	5.6	1	
University of South Florida	Education services	16,310	2.3	2	8,353	1.6	5	(b)
MacDill Air Force Base	Military base	15,000	2.1	3	15,485	2.9	2	
Tampa International Airport	International airport	10,500	1.5	4	8,060	1.5	6	(c)
Hillsborough County Government	Government	10,272	1.5	5	9,328	1.8	3	
Publix	Supermarket	8,918	1.3	6	5,823	1.1	8	
Tampa General Hospital	Medical facilities	7,548	1.1	7	6,900	1.3	7	
Baycare Health System	Medical facilities	6,800 *	1.0	8	4,400	0.8	9	(d)
H. Lee Moffitt Cancer Center	Medical facilities	6,700	1.0	9	4,094	0.8	12	
James A. Haley VA Hospital	Veterans hospital	4,700	0.7	10	4,100	0.8	11	
AdventHealth West Florida Division	Medical facilities	4,690 *	0.7	11	3,108	0.6	15	(e)
City of Tampa	Government	4,480	0.6	12	4,274	0.8	10	
US Automobile Assoc. (USAA)	Insurance	3,900	0.6	13	--	--		
Tampa Electric Company	Electric utility	3,800	0.5	14	2,481	0.4	18	
HCA West Florida Division	Medical facilities	3,777	0.5	15	--	--	18	(f)
US Postal Service	Postal services	3,380 *	0.5	16	3,060	0.6	16	
Amazon	Order fulfillment center	3,300 *	0.5	17	--	--		
Busch Entertainment Corp.	Tourist attraction	3,000	0.4	18	3,926	0.7	13	
Hillsborough Community College	Education services	2,345	0.3	19	--	--		
Verizon Communications Inc.	Telecommunications	--	--		9,065	1.7	4	
Bank of America	Banks	--	--		3,314	0.6	14	
SweetBay Supermarkets	Supermarket	--	--		2,834	0.5	17	
Total		144,994	20.8		128,208	24.1		

(a) Percentages shown represent the number of employees as a percent of total Hillsborough County employment. Total Hillsborough County employment for 2019 was 698,113. Total Hillsborough County employment for 2011 was 606,938.

(b) Includes USF Health Science Center.

(c) Tampa International Airport includes employees of Hillsborough County Aviation Authority, Transportation Security Administration and other federal agencies, as well as airline and subcontractors.

(d) Includes St. Joseph's Hospital.

(e) Formerly known as Florida Hospital.

(f) Comprised of Brandon Regional Hospital, South Bay Hospital, Memorial Hospital and Tampa Community Hospital.

* Estimated

Sources: Hillsborough County City-County Planning Commission (Book of Lists)
Florida Agency for Workforce Innovation, Labor Statistics
City of Tampa
Tampa Bay Partnership

HILLSBOROUGH COUNTY, FLORIDA
Full-Time Equivalent Government Employees by Function
Last Ten Fiscal Years

Function	Full-time Equivalent Employees at Fiscal Year-End									
	2020	2019	2018	2017	2016	2015	2014	2013	2012	2011
General government	2,095	2,014	1,930	2,033	2,062	2,039	2,079	2,019	1,990	1,973
Public safety	5,022	4,685	4,622	4,452	4,463	4,411	4,394	4,315	4,015	4,316
Physical environment	261	267	229	267	255	291	146	269	250	270
Transportation	330	308	307	330	328	300	310	323	348	331
Economic environment	106	107	52	57	60	100	59	55	60	58
Human services	1,059	932	710	739	753	745	747	770	783	854
Culture and recreation	576	557	538	664	616	681	661	781	714	749
Water Resource Services	650	642	620	659	661	609	680	660	682	678
Solid Waste	173	160	126	135	133	137	128	114	111	99
Total	10,272	9,672	9,134	9,336	9,331	9,313	9,204	9,306	8,953	9,328

Sources: Hillsborough County Clerk of Circuit Court Enterprise Solutions and Support Department, Hillsborough County Sheriff's Office, Hillsborough County Tax Collector and Hillsborough County Property Appraiser

HILLSBOROUGH COUNTY, FLORIDA
Operating Indicators by Function
Last Ten Fiscal Years

Function	Fiscal Year:									
	2019	2018	2017	2016	2015	2014	2013	2012	2011	2010
Public safety										
Calls to Fire Rescue Department	110,923	108,376	109,362	103,433	99,715	90,459	85,571	80,958	80,100	80,076
Number of 9-1-1 Calls	984,049	814,525	1,211,224	1,199,232	984,698	820,154	749,959	863,211	831,565	838,054
Physical environment										
Compliance inspections conducted per year, air management	1,204	1,572	1,572	1,581	1,662	1,662	1,769	1,488	1,614	1,475
Water stations monitored by month	265	257	259	259	260	260	263	213	213	213
Transportation										
Infrastructure condition (a)	fair or >	fair or >	fair or >	fair or >	fair or >	fair or >	fair or >	fair or >	fair or >	fair or >
Paved roadway condition (a)	62	60	61	60	63	71	74	75	75	79
Total traffic lane-miles	7,405	7,190	7,142	7,110	7,093	7,028	7,016	6,999	7,006	6,994
Economic environment										
Corporate business development incentivized jobs	2,005	2,096	3,169	1,951	3,276	1,465	5,406	679	1,726	1,204
Number of corporate projects/contracts	17	17	18	40	26	28	28	25	40	39
Human services										
Elderly clients served - in home care	3,430	3,025	1,830	2,271	3,276	1,525	1,857	1,213	1,429	1,638
Head Start-funded enrollment*	3,474	3,474	3,474	3,474	3,474	3,474	3,474	3,474	3,474	3,474
Culture and recreation										
Registered library borrowers	981,759	906,634	718,835	679,670	677,120	637,690	595,048	554,912	570,382	575,651
Number of regional park visits	2,180,105	2,158,092	2,305,210	2,832,824	2,883,903	2,213,489	2,263,590	2,259,911	2,313,675	2,581,822
Water Enterprise										
Annual water consumption (thousands of gallons)	22,163	20,665	20,608	19,062	17,587	17,613	16,970	17,099	17,099	16,461
Water accounts at year-end	168,038	161,279	160,358	155,384	166,824	153,812	1,483,740	147,379	147,379	141,988
Annual wastewater flow (thousands of gallons)	15,813	15,368	15,110	14,290	13,841	13,573	13,131	13,145	13,007	12,508
Wastewater accounts at year-end	154,753	153,720	148,408	144,339	142,416	140,040	136,375	135,240	133,979	134,904
Reclaimed water accounts at year-end	14,176	13,970	14,085	14,044	14,005	14,014	15,262	15,593	15,376	15,302
Solid Waste Enterprise										
Total tons collected (residential)	502,719	482,442	505,083	497,403	454,354	424,986	420,986	409,158	296,033	326,015
Number of residents receiving collection service	294,171	285,753	279,683	275,370	266,478	270,794	267,187	256,637	254,891	252,068
Revenue from Resource Recovery plant's electric production	\$ 13,839,071	15,254,000	17,930,648	17,302,164	17,445,021	17,445,245	17,538,707	16,948,432	16,566,286	15,965,489

* Estimated

(a) Minimum conditions required are "at or above fair" on a range from failed, poor, fair and good to excellent on a 100-point scale (formerly 6 to 7 on a 10-point scale)

Sources: Hillsborough County Management and Budget Department - Adopted Budget

Fiscal year 2018 statistics were not available.

Hillsborough County, Water Enterprise Fund Annual Financial Report

HILLSBOROUGH COUNTY, FLORIDA
Capital Asset Statistics by Function
Last Ten Fiscal Years

Function	Fiscal Year:									
	2020	2019	2018	2017	2016	2015	2014	2013	2012	2011
Public safety										
Number of fire and rescue stations (a)	44	44	44	43	43	43	43	43	42	43
Sheriff's marked and unmarked patrol vehicles (b)*	1,331	1,339	1,479	1,425	1,407	1,441	1,441	1,477	1,406	1,256
Transportation										
Traffic lane-miles (c)	7,486	7,405	7,190	7,142	7,110	7,093	7,028	7,016	6,999	7,006
Bridges (i)	522	517	517	519	519	519	519	519	519	519
Human services										
Number of Sunshine Line buses (d)	69	67	60	60	60	60	60	60	60	68
Culture and recreation										
Number of libraries (e)	31	31	29	29	27	27	27	27	27	25
Number of building square feet maintained, excluding picnic shelters, estimated (f)	1,472,902	1,472,902	1,467,581	1,165,993	1,143,713	976,702	976,702	976,702	976,702	744,201
Water Enterprise										
Transmission lines (estimated miles) (g)	2,550	2,484	2,437	2,414	2,365	2,326	2,253	2,214	2,399	2,391
Number of pumping or lift stations (g)	843	822	807	796	787	775	744	721	709	703
Number of major water treatment plants (g)	4	4	4	4	4	4	4	4	4	4
Number of major wastewater treatment plants (g)	5	7	7	7	7	7	7	7	7	7
Solid Waste Enterprise										
Solid Waste tonnage buried in the landfill (h)	397,516	369,242	330,904	306,774	237,363	214,710	223,617	213,210	230,263	256,122
Yard and wood waste tonnage processed (h)	140,927	117,432	125,197	118,385	115,615	118,401	116,335	119,522	120,786	129,622

Source:

- (a) Hillsborough County Fire Rescue Department
- (b) Hillsborough County Sheriff's Office
- (c) Hillsborough County Public Works Department
- (d) Hillsborough County Clerk of Circuit Court - County Finance Department
- (e) Hillsborough County Library Services Department - www.hcplc.org/hcplc/locations
- (f) Hillsborough County Office of Management and Budget - Adopted Biennial Budget
- (g) Hillsborough County Water Enterprise Fund Annual Financial Reports
- (h) Hillsborough County Solid Waste Enterprise Fund Annual Financial Reports

HILLSBOROUGH COUNTY, FLORIDA
Miscellaneous Data and Statistics
September 30, 2020

GENERAL INFORMATION

Hillsborough County was established on January 25, 1834. The County takes its name from Will Hills (1718-1793), a viscount of Hillsborough, who became secretary of state for the colonies in 1768. Hillsborough County's boundaries of 1834 included the present-day counties of Pasco, Charlotte, Desoto, Hardee, Pinellas, Sarasota, Manatee and Polk. The County is located on central Florida's western coast, nestled between Tampa Bay on the West and Polk County on the East. The County is bounded to the north by Pasco County and to the south by Manatee County. In area, it is the seventh largest county in the state of Florida. Hillsborough County covers a total area of 1,266 square miles, of which 215 square miles is water area. The County is part of a four-county Metropolitan Statistical Area (MSA) referred to as Tampa, St. Petersburg-Clearwater MSA. Tampa, Plant City and Temple Terrace are the three incorporated cities in the County. Tampa, the largest of the three incorporated cities in the County is the county seat and also a center of international, national, and intrastate commerce. The Tampa International Airport and the Port of Tampa connect Hillsborough County to other major cities in the nation and major markets throughout the world.

Sources: The Hillsborough County City-County Planning Commission, US Census Bureau

GOVERNMENT

Hillsborough County operates under a home-rule charter enacted by the voters on September 20, 1983. Under the charter, the Board of County Commissioners (BOCC) consists of seven Commissioners; three elected county-wide and four elected from single member districts. As a result of this charter, each voter has a chance to influence the election of a majority of board members. The BOCC is restricted to performing the legislative functions of government and developing policy for the management of Hillsborough County. The County Administrator, appointed by the BOCC, together with his staff is responsible for implementing these policies throughout the County.

In addition to the members of the BOCC, there are five elected Constitutional Officers: the Clerk of Circuit Court, Property Appraiser, Sheriff, Supervisor of Elections, and Tax Collector.

The County provides a variety of services characteristic of multi-purpose local governments including law enforcement, maintenance of roads and bridges, animal services, social services programs, planning and growth management, environmental protection, fire protection and emergency rescue, consumer protection, parks and recreation programs, mosquito control, employment services, emergency disaster preparedness, traffic control, water/wastewater utilities, solid waste disposal, medical examiner services, agricultural cooperative extension services, children's services, indigent health care, public assistance programs, aging services programs, emergency medical services, and library services.

In addition to their legislative duties, members of the BOCC serve as the County's Environmental Protection Commission. Individual members of the BOCC also take turns serving on various boards, authorities, commissions, and private non-profits such as the Children's Board, Tampa Bay Regional Planning Council, Metropolitan Planning Organization, Hillsborough County Tourist Development Council, Tampa Bay Water, Tampa Port Authority, Hillsborough County Aviation Authority, Hillsborough Transit Authority, Tampa-Hillsborough County Expressway Authority, Tampa Sports Authority, Arts Council of Hillsborough County, Value Adjustment Board, Hillsborough County Hospital Authority, Council of Governments, and the Tampa Hillsborough Economic Development Corporation.

POPULATION

Hillsborough County is the third most populous county in the state of Florida. The County's population in 2020 was estimated to be 1,478,759, an increase of 20.3% from 2010. Hillsborough County's population exceeds the population of 11 states (Alaska, Delaware, Hawaii, Maine, Montana, New Hampshire, North Dakota, Rhode Island, South Dakota, Vermont and Wyoming) and the District of Columbia. A majority of the County's 2020 population (1,019,128) resides in the unincorporated part of the county. Population in unincorporated Hillsborough County grew 22.2 percent from 2010. Communities in southern unincorporated Hillsborough County saw the biggest increases in population growth. The median age for Hillsborough County in 2020 was 36 years.

HILLSBOROUGH COUNTY, FLORIDA
Miscellaneous Data and Statistics
September 30, 2020

	<u>Population</u>	<u>Increase (Decrease)</u>
1950 (a)	249,894	--
1960 (a)	397,788	59.2%
1970 (a)	490,265	23.2%
1980 (a)	646,960	32.0%
1990 (a)	834,054	28.9%
2000 (a)	998,948	19.8%
2010 (a)	1,229,226	23.1%
2011 (b)	1,238,951	0.8%
2012 (b)	1,256,118	1.4%
2013 (b)	1,276,410	1.6%
2014 (b)	1,301,887	2.0%
2015 (b)	1,325,563	1.8%
2016 (b)	1,352,797	2.1%
2017 (b)	1,379,302	2.0%
2018 (b)	1,408,864	2.1%
2019 (b)	1,444,870	2.6%
2020 (b)	1,478,759	2.3%

Sources: (a) US Census Bureau and (b) Florida Office of Economic Demographics & Research database

EMPLOYEES

Hillsborough County employees provide a variety of services to a population of over 1.4 million residents. As of September 2020, there were approximately 10,272 employees of Hillsborough County, Florida. County organizations and their employees were as follows: Sheriff – 3,474, Tax Collector - 358, Property Appraiser - 125, Clerk of Circuit Court - 596, Supervisor of Elections - 40, Board of County Commissioners - 5,631 and discretely presented component units - 48. Several categories of employees are represented by labor unions.

Source: Hillsborough County Civil Service Board
Hillsborough County Clerk of Circuit Court Enterprise Solutions and Support Department

EMPLOYMENT INDICATORS

Hillsborough County has a diversified economic base, including large services, manufacturing and retail trade sectors. Hillsborough County's largest industrial sectors include: education and health services; trade, transportation and utilities; professional and business services; leisure and hospitality; and wholesale and retail trade. The principal employers serving the county are the Hillsborough County School Board and Hillsborough County Government. The employment by industry for Hillsborough County as of September 2020 is as follows:

Employment by Industry	Employees
Natural resources and mining	5,667
Construction	42,499
Manufacturing	29,041
Trade, transportation and utilities	131,039
Information	15,583
Financial activities	74,373
Professional and business services	133,164
Educational and health services	99,873
Leisure and hospitality	80,748
Other services	19,125
Government	77,206
Total	<u><u>708,318</u></u>

Source: Florida Department of Economic Opportunity

The following table shows the average civilian (non-military) labor force, the average number of individuals employed and related unemployment statistics for the County:

HILLSBOROUGH COUNTY, FLORIDA
Miscellaneous Data and Statistics
September 30, 2020

Calendar Year	Hillsborough County			Unemployment Rate	Florida Unemployment Rate	National Unemployment Rate
	Labor Force	Number Employed	Number Unemployed			
2011	655,217	584,692	70,525	10.8%	11.1%	9.2%
2012	670,127	606,938	63,189	9.4%	9.9%	8.8%
2013	676,678	624,778	51,900	7.7%	8.3%	7.6%
2014	680,446	636,568	43,878	6.4%	7.1%	7.0%
2015	690,458	650,445	40,013	5.7%	6.2%	5.7%
2016	691,104	657,897	33,207	4.9%	5.4%	4.9%
2017	713,562	680,117	33,445	4.7%	5.0%	4.8%
2018	734,513	707,657	26,856	3.7%	4.0%	4.1%
2019	741,658	718,396	23,262	2.9%	3.3%	3.3%
2020	741,575	698,113	43,462	5.9%	7.2%	7.7%

Source: U.S. Bureau of Labor Market Statistics, data tools - Unadjusted Unemployment Rate

<http://www.floridajobs.org/labor-market-information/data-center/statistical-programs/local-area-unemployment-statistics>

BANKING AND FINANCE

A total of 281 commercial and savings bank offices were located in Hillsborough County as of June 30, 2020. The following table presents commercial bank and savings institutions deposits each year since 2011:

Calendar Year	Commercial Bank Deposits	Savings Bank Deposits	Total Deposits
2011	\$ 22,524,000,000	556,000,000	23,080,000,000
2012	23,079,000,000	433,000,000	23,512,000,000
2013	25,193,000,000	474,000,000	25,667,000,000
2014	25,149,000,000	451,000,000	25,600,000,000
2015	27,107,465,000	365,138,000	27,472,603,000
2016	29,837,696,000	407,057,000	30,244,753,000
2017	31,131,689,000	519,059,000	31,650,748,000
2018	31,488,241,000	219,838,000	31,708,079,000
2019	30,753,666,000	219,031,000	30,972,697,000
2020	37,783,077,000	180,603,000	37,963,680,000

Source: Federal Deposit Insurance Corporation

EDUCATION

Hillsborough County Public Schools is the eighth largest district in the nation and third largest in Florida. The district operates with more than 215,975 students, 25,574 employees, and a \$2.29 billion budget. Educational opportunities include: Head Start and adult education programs, pre-k through 12th grade traditional schools, magnet schools, career centers, technical education, exceptional student education, single gender middle schools, International Baccalaureate schools, and charter schools. The district is fully accredited.

Hillsborough County also has several universities and colleges. The University of South Florida serves more than 50,800 students (including campuses outside of Hillsborough County) representing over 145 different countries. The University of Tampa is a private university located on approximately 100 acres of prime riverfront land in the heart of downtown Tampa. Hillsborough Community College has five primary campus locations, three satellite locations, a very active distant learning program (eCampus), and a comprehensive corporate training center. Some other colleges in the area include Florida College, Stetson University College of Law, and Keller Graduate School of Management.

Source: Tampa Bay Partnership www.tampabay.org
Hillsborough County School Board www.sdhc.k12.fl.us
Hillsborough Community College www.hccfl.edu
University of Tampa www.ut.edu
University of South Florida www.usf.edu

HILLSBOROUGH COUNTY, FLORIDA
Miscellaneous Data and Statistics
September 30, 2020

MEDICAL FACILITIES

There are thirteen general, specialty, and military hospitals in Hillsborough County with approximately 4,258 hospital beds, and 3,955 nursing home beds. The County's medical resources include more than 5,729 licensed physicians, with specialists in all types of medicine and surgery, and 898 licensed dentists.

Source: Florida Department of Health
Florida Agency for Health Care Administration

COMMUNICATION

Thirteen television stations serve the County. Daily newspapers include the Tampa Bay Times (which acquired The Tampa Tribune in 2016), and the Monday-through-Friday free tabloid called tbt*. There are also four other weekly newspapers. There are approximately 83 AM and FM radio stations that can be listened to in the County with 35 of the stations physically based in the County. Frontier and Spectrum are the primary providers for internet, telecommunications and/or cable services. There are 41 Post Offices in Hillsborough County and 22 internet providers.

Source: https://en.wikipedia.org/wiki/Media_in_the_Tampa_Bay_Area
<https://radio-locator.com>
PostOfficeFinder.org/fl/hillsborough/
www.broadbandnow.com/Florida/Tampa

TRANSPORTATION

Tampa International Airport (TIA) is a major airport for the west central region of Florida serving primarily Hillsborough, Pinellas (which includes the cities of St. Petersburg and Clearwater), Pasco, and Hernando Counties.

TIA, is one of four FAA-coded large hub airports in the state of Florida, TIA occupies approximately 3,400 acres and is primarily an origination-destination airport with a total of 59 gates. It is located five miles from downtown Tampa, and is served by most major airlines which provide non-stop daily service to more than 56 national and international destinations, including London, Frankfurt, Zurich, Reykjavik, Toronto, Halifax, Ottawa, San Juan, and Grand Cayman. Inbound and outbound passengers at TIA for the fiscal year ended September 30, 2020, totaled 13,356,851, an decrease of 39.74% from the prior fiscal year. For fiscal year 2020, the top four airlines, in terms of market share were: Southwest with 30.17%, American Airlines with 16.37%, Delta with 15.48% and United Airlines with 10.97%.

Three general aviation airports serve as reliever airports, primarily to accommodate light and medium weight aircraft in the general aviation category. These include Peter O. Knight Airport, a 139-acre facility located six miles southeast of TIA; Plant City Airport, a 199-acre facility located 22 miles east of TIA; and Tampa Executive Airport (formerly Vandenberg Airport), a 407-acre facility located 12 miles east of TIA. In addition, there are two full service general aviation executive terminals located at this airport.

AMTRAK provides passenger rail service to major cities throughout the United States. This rail service is provided by the Palmetto and Silver Service Trains (the Silver Meteor and the Silver Star) which offer service between Florida, Georgia, and New York City. The restored Tampa Union Station has seven northbound and seven southbound departures on AMTRAK weekly. Freight rail service is provided to the County by CSX Transportation Systems. CSX rail units possess some of the world's most technologically advanced terminal equipment and operate on regular schedules throughout the network. Major transports include coal, wood products, phosphate, chemicals, construction materials, semi-tractor trailers, automobiles, and automobile products.

The Hillsborough Transit Authority (HART) is Hillsborough County's public transportation system. HART offers local and express routes for residents and visitors alike. Local service seven days a week provides access to area shopping malls, businesses, government buildings, attractions and recreational facilities. An estimated 12.0 million riders use the system annually.

HILLSBOROUGH COUNTY, FLORIDA

Miscellaneous Data and Statistics

September 30, 2020

The County is also served by numerous intrastate and interstate motor common carriers, moving goods between Tampa, other points in Florida, and markets throughout the United States. Tampa is the transportation hub of the west coast of Florida with major trucking firms maintaining terminals serving Florida and major southern cities.

Three interstates and seven other major highways serve the County. All parts of Florida and bordering states to the north and west can be reached within one day of travel by truck or automobile.

Source: Hillsborough County Aviation Authority
Amtrak, www.amtrak.com
Tampa Bay Partnership

LOCAL INDUSTRIES

Service, retail, finance, insurance, and real estate sectors lead regional and county industry. Bioscience and other high-tech industries are expanding, thanks in part to research at university and college campuses throughout the area. Manufacturing in Hillsborough County is also participating in the high-tech trend as the County is home to companies in the microelectronics, medical devices, software, and defense systems industries.

Business and Information Services

Tampa Bay has been called “Wall Street South” for the size and scope of its financial services industry. Worldwide organizations which have a major presence in Hillsborough County include JP Morgan Chase, Citigroup, Depository Trust and Clearing Corp, MetLife, Progressive Insurance and USAA Insurance. Hillsborough County is also a major player in a new industry segment called the Shared Accounting Services industry where national and international companies such as Coca-Cola Enterprises create additional value by co-locating their accounting and financial services for multiple businesses in one location.

Biomedical / Life Sciences Technologies / Health Care

Tampa Bay is a center of excellence for hospital, research and medical-related firms – and the gateway to the Florida High Tech Corridor, a 23-county area that is home to more than 3,000 high-tech companies. Biomedical and life science centers of excellence in Hillsborough County include the University of South Florida, H. Lee Moffitt Cancer Center and Research Institute, and USF Health Byrd Alzheimer’s Institute. In March 2012, USF Health opened its \$38 million Center for Advanced Medical Learning and Simulation (CAMLs) in downtown Tampa. CAMLS combines cutting-edge simulation with research and innovation to move the latest advances in healthcare into practice. Hillsborough County is also home to major health care plan developers and providers such as Wellcare.

Port / Maritime

With three seaports, Tampa Bay is a major entry point for domestic and international shipping. The Port of Tampa comprises nearly half of all sea borne commerce in the state, is the state’s largest seaport, and is a major cruise port.

Manufacturing (Microelectronics, Medical Devices, Software, and Defense Systems)

High tech manufacturing companies in Hillsborough County include CAE (flight and military simulation systems), B&M Precision (implants and components for brain probes and liposuction), and systems software development companies CIBERSites (application development), Computer Associates (internet security) and Quadrant Software (electronic document distribution).

Source: Hillsborough County Economic Development Department
Tampa Bay Partnership

AGRICULTURE

Hillsborough County has 2,843 farms that utilize 263,664 acres, which ranks it 2nd in Florida and 28th nationally. Hillsborough County ranks as the 4th largest producer of agricultural products in the state (out of 67 counties) and 59th in the United States (out of 3,076 counties). The County is in the top 2% of agricultural counties in the country. The 215,000 acres utilized for agriculture production represents approximately 33% of the County's land area. The estimated total economic impact of agriculture and agribusiness on Hillsborough County is \$4.156 billion while employing approximately 42,000 workers.

HILLSBOROUGH COUNTY, FLORIDA
Miscellaneous Data and Statistics
September 30, 2020

Local agriculture generates additional local economic impact by supporting related businesses such as banking, real estate, legal services, transportation, packaging, equipment, seed, agricultural suppliers and services, and marketing firms. Most agriculture goods produced in Hillsborough County are sold outside of the county. Agriculture remains an important part of the local economy.

Source: Hillsborough County Cooperative Extension Service
Hillsborough County Economic Development Department

PORT FACILITIES

Port Tampa Bay (Port) is Florida's largest port both in terms of cargo tonnage and geographic acreage, encompassing over 5,000 acres. The Port handled over 32 million tons of cargo and 507,920 cruise passengers during fiscal year 2020. It is also one of the most diverse seaports in the country with multiple lines of business providing a solid financial footing and supporting an aggressive capital investment program for new development. Port Tampa Bay has a significant economic impact on Hillsborough County and supports over 85,000 jobs in the regional economy.

In addition to being one of the world's premier fertilizer export ports, it is also the gateway for Central Florida's energy products, construction/building materials and consumer goods. The Port is also home to one of the largest shipbuilding and repair centers in the Southeast U.S. On-dock cold storage capabilities returned to the Port in the fall of 2017, with the opening of a new 130,000 square foot trans-load warehouse facility focused on cross-docking and distribution of fruit and vegetables. The Port's cruise business is growing rapidly as well, with additional ships offering year-long service to Cuba, Mexico and the Caribbean.

Port Tampa Bay is the closest port to the huge and expanding I-4 corridor market, which is Florida's fastest growing region and home to the largest concentration of distribution centers in the state. To serve this market, the Port expanded its container terminal facilities by including two new post-Panamax cranes to complement its three existing container gantry cranes and heavy-lift mobile harbor crane. Port Tampa Bay has plans to quadruple its container terminal capacity.

Source: Tampa Port Authority, www.porttb.com
Tampa Bay Partnership, www.tampabay.org

MILITARY FACILITIES

MacDill Air Force Base is located eight miles south of downtown Tampa on the Southwestern tip of the Interbay Peninsula on the west coast of Florida. The impact of its operations in fiscal year 2017 was \$3.18 billion. The 6th Air Mobility Wing hosts 28 tenant units including the 927th Air Refueling Wing which uses KC-135R Stratotankers and a C-37A Gulfstream aircraft to conduct its air mobility mission, two non-aviation units: the United States Central Command and the United States Special Operations Command and 23 other units.

Source: MacDill Air Force Base

HILLSBOROUGH COUNTY WEB SITE

The Hillsborough County internet web site is located at www.hcflgov.net. This site provides a convenient directory of government services and other useful information.

RECREATIONAL FACILITIES

A variety of entertainment activities may be found in Hillsborough County including numerous parks, beaches, restaurants with international flair, excellent golf courses, racquetball courts, saltwater fishing, tennis and shopping. Recreational facilities that appeal to both County residents and visitors are either located within the County or are only a short drive away. Walt Disney World including Hollywood Studios Theme Park, Universal Studios, and Sea World are all just over an hour's drive to the east. Two thirds of the state's major attractions lie within a 100-mile radius of Tampa. Busch Gardens, located in Tampa, is a family adventure park offering an array of fascinating attractions based on exotic encounters with the African continent. It offers an appealing blend of thrilling rides, one of the country's premier zoos featuring more than 3,000 animals, live shows, restaurants, shops and games. Adventure Island, which is located next to Busch Gardens, features a beach volleyball complex and 15 water play areas situated on 30 acres.

HILLSBOROUGH COUNTY, FLORIDA
Miscellaneous Data and Statistics
September 30, 2020

Hillsborough County is home to the Tampa Bay Buccaneers of the National Football League (NFL), who were the Superbowl champions in 2003 and 2021. The Tampa Bay Buccaneers and University of South Florida Bulls football teams play their home games at Raymond James Stadium in Tampa. Raymond James Stadium is a combination of modern stadium design and its own innovations. Raymond James Stadium has a seating capacity of 65,890, expandable to 75,000, 12,000 club seats, 195 luxury suites, and 600 points of sale for food, beverages and merchandise. Raymond James Stadium has hosted special events such as Super Bowl XXXV in January 2001, Super Bowl XLIII in February 2009, and Super Bowl LV in February 2021.

In the heart of downtown Tampa's Channelside District, located between the Tampa Convention Center and the Florida Aquarium, lies the Amalie Arena, one of the premier entertainment venues in the Southeast and home of the National Hockey League's Tampa Bay Lightning, who were the 2004 and 2020 Stanley Cup Champions. The Amalie Arena also hosts many concerts, family shows and sporting events each year. In addition, the New York Yankees Major League Baseball franchise has spring training at the County's George M. Steinbrenner Field baseball stadium. The recently renovated University of South Florida Yuengling Center is a multipurpose 10,000-seat arena located on the campus of the University of South Florida (USF) and is home to the National Collegiate Athletic Association's USF Men's and Women's Basketball Teams as well as other University events. Thoroughbred horse racing is also seasonally available in the County.

Source: Busch Gardens, Tampa	www.buschgardens.com
Adventure Island	www.adventureisland.com
City of Tampa	www.tampagov.net
Raymond James Stadium	www.raymondjames.com/stadium/
Tampa Bay Buccaneers	www.buccaneers.com
Tampa Sports Authority	www.tampasportsauthority.com
USF Yuengling Center	http://www.yuenglingcenter.com/arena-info

CULTURAL FACILITIES

Hillsborough County offers a variety of cultural facilities to residents and visitors. ZooTampa at Lowry Park is operated by the Lowry Park Zoological Society, an independent 501(c)(3) charitable organization committed to excellence in education, conservation and research. The Zoo is accredited by the Association of Zoos and Aquariums (AZA), and is featured among the "Top 25 Zoos in the U.S" by TripAdvisor (2015) and "10 Best Zoos in the U.S." by Trekaroo (2015). The 205,000 sq-ft Florida Aquarium is among the top aquariums in the world and has more than 20,000 aquatic plants and animals from Florida and around the world. The Florida Aquarium's Center for Conservation combines research and rehabilitation programs to give much needed support to animals in distress or imminent danger and ecosystems faced with both natural and man-made threats. This includes, but is not limited to propagating corals in Florida's Keys, rescuing endangered sea turtles and threatened river otters, assisting with dolphin and manatee rescues, assessing stress levels in sharks, documenting underwater cultural assets (a.k.a. shipwrecks) and raising awareness of sustainable seafood issues.

The Straz Center for the Performing Arts is located on a nine-acre site along the east bank of the Hillsborough River. As the second largest performing arts complex in the southeast after the Arsht Center in Miami, the 335,000 square-foot Straz Center provides an environment for a wide variety of world-class events. It boasts one of the nation's leading Broadway series and is nationally respected for producing grand opera, as well as presenting a wide variety of concerts, performances and events. The Tampa Convention Center, located directly on the waterfront in the heart of downtown Tampa, hosts a variety of conventions, trade shows, and other special events year-round. In 2012, the Amalie Arena hosted the Republican National Convention. The 600,000 square foot building offers 200,000 square feet of exhibit space, a 36,000 square foot ballroom, and 36 breakout rooms which total over 42,000 square feet of additional meeting space. Add to that, over 84,000 square feet of flexible space and you have the best venue for any meeting, convention or special event. After a busy day of lectures, seminars or classes, attendees are welcome to visit Ybor City or Sparkman Warf (formerly Channelside Bay Plaza) features a one acre of open space with an event lawn, biergarten and dining garden, situated in a relaxed, outdoor setting along Garrison Channel located just a few steps away.

Museums in the area include the Museum of Science and Industry (MOSI), a science and technology center encompassing over 58,000 square-feet on a 74-acre campus of exhibits and hands-on displays. MOSI is only science center in the Tampa Bay community. Features include a hurricane simulator, the Saunders planetarium, IdeaZone - a space for coding and prototype hands on projects, and the high-tech exhibit CONNECTUS. The new 60,000 square-foot Tampa Bay History Center Museum located in the Sparkman Warf district had its grand opening celebration in January 2009. Other museums in the area are the Tampa Museum of Art, the historic H. B. Plant Museum at the University of Tampa, the Contemporary Art Museum at the University of South Florida, the Scarfone/Hartley Gallery at the University of Tampa, the Veteran's Memorial Museum and Park, the Ybor City State Museum, Glazer Children's Museum, and the Florida Museum of Photographic Arts.

HILLSBOROUGH COUNTY, FLORIDA
Miscellaneous Data and Statistics
September 30, 2020

Graphicstudio at the University of South Florida, a member of the International Fine Print Dealers Association, practices traditional printmaking techniques including intaglio, lithography, silkscreen, and relief along with photogravure, cyanotype and pigment prints. Sculpture multiples are produced in a range of media including bronze, steel, aluminum, wood, rubber, and less traditional materials including lava (basalt) and pigmented resins. Since its inception, the studio has invited over 100 emerging and established contemporary artists from around the world who have worked in a range of styles and media to produce more than 1,000 limited edition print and sculpture multiples. Impressions of Graphicstudio editions have been acquired by leading museums and corporate and private collections worldwide. In 1990, the National Gallery of Art in Washington D.C. established an archive of the editions that resulted in a major exhibition with an accompanying catalog documenting the history of Graphicstudio. In 2014, the Tampa Museum of Art presented a major survey exhibition also accompanied by a significant publication that focused on works produced in the last two decades.

Source: Straz Center for the Performing Arts	www.strazcenter.org
City of Tampa	www.tampagov.net
Museum of Science and Industry	www.MOSI.org
Arts Council of Hillsborough County	www.tampaarts.com
Zoo Tampa at Lowry Park	www.ZooTampa.org
Florida Aquarium	www.flaquarium.org
Tampa Bay History Center	www.tampabayhistorycenter.org
Graphicstudio	www.graphicstudio.usf.edu/GS

Other Supplemental Information

Section

HILLSBOROUGH COUNTY, FLORIDA
Other Supplemental Information
Schedule of Receipt and Expenditures of
Funds Related to Deepwater Horizon Oil Spill Lawsuit Proceeds
For the fiscal year ended September 30, 2020

	<u>Amount Received</u>	<u>Amount Expended</u>
US Department of Treasury, Restore Act	\$ --	--
Environmental Clean Up Consortium	--	--
British Petroleum (agreement not applicable)	\$ -- *	5,032

This Schedule is required by Rules of the Auditor General Rule Section 10.557(3)(n).

This schedule does not include funds related to the Deepwater Horizon Oil Spill that are considered Federal awards or State financial assistance. In addition, the Schedules of Expenditures of Federal Awards and State Financial Assistance do not include any expenditures of Federal awards or expenditures of State financial assistance, respectively, that are related to the Deepwater Horizon Oil Spill.

*The County received \$22,780,940 as lawsuit proceeds related to the Deepwater Horizon oil spill. This amount was reported as miscellaneous revenues in the General Fund and as other revenues in the Statement of Activities (Governmental Activities) in FY 2015. The BOCC elected to not spend these funds in fiscal years 2015 through 2019, however in fiscal year 2020, \$18,500,000 were budgeted to be spent. This amount is not restricted and was not placed in a separate fund. As a result, no interest was allocated to this amount.